

Airbrushing 101



What Do I Need To Get Started

An Airbrush of Your Choosing With an Air Hose. Hint Stay Away From Cheap Chinese Knockoffs. They will Only Frustrate You.

An Air Supply with Regulator. An Inexpensive Air Compressor will do to start. Do Not Buy Cans Of Propellant.

A Moisture Trap.

A Respirator.

Safety Glasses

Types of Airbrushes

Internal Mix

External Mix

Siphon Feed

Gravity Feed

Double Action

Single Action

Air Brush Manufactures

- Badger Airbrush: <https://www.badgerairbrush.com/>
- <https://usaairbrushsupply.com/>
- Paasche Airbrush: <https://www.paascheairbrush.com/>
- <https://www.midwestairbrush.com/>
- Harder & Steenbeck: <https://www.harder-airbrush.eu/en/home.html>
- <https://www.midwestairbrush.com/>
- Grex Airbrush: <http://www.grexusa.com/grexairbrush/>
- <https://www.midwestairbrush.com/>
- Iwata Airbrush: <https://www.iwata-airbrush.com/>
- <https://www.dickblick.com/>

But How DO I
Choose?????????



What is an Airbrush

As defined by
Webster's
Dictionary

- **An atomizer for applying by compressed air a fine spray (as of paint or liquid color)**

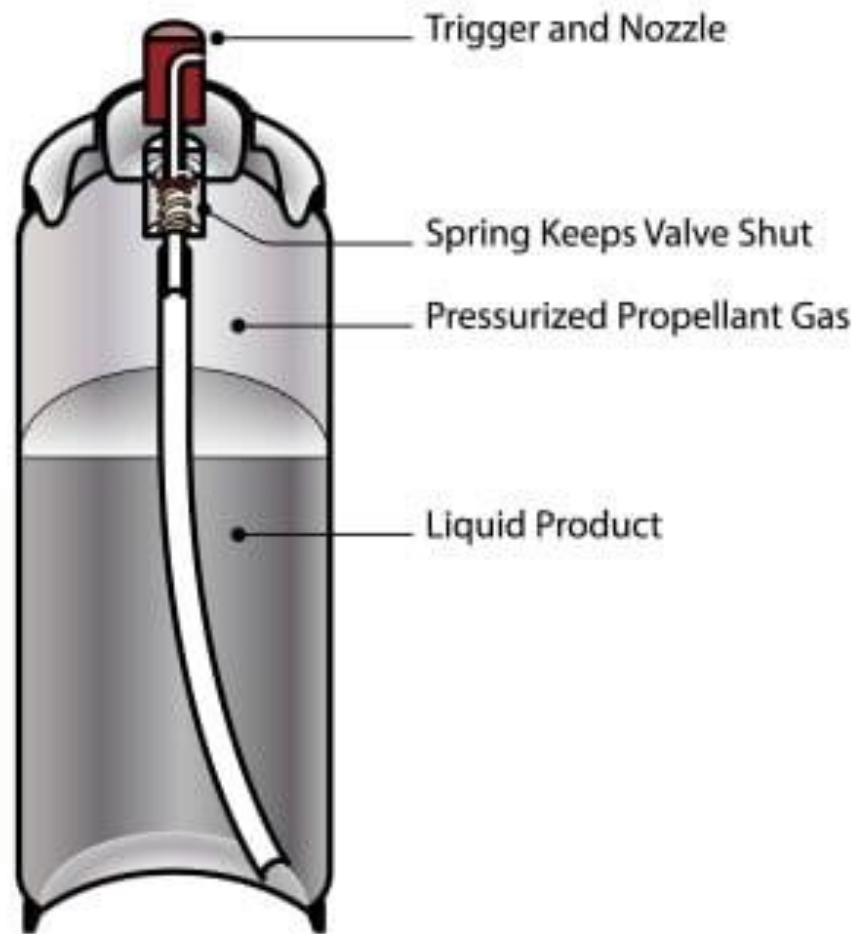
Great for Hobbies and Crafts
Excelente para pasatiempos y manualidades



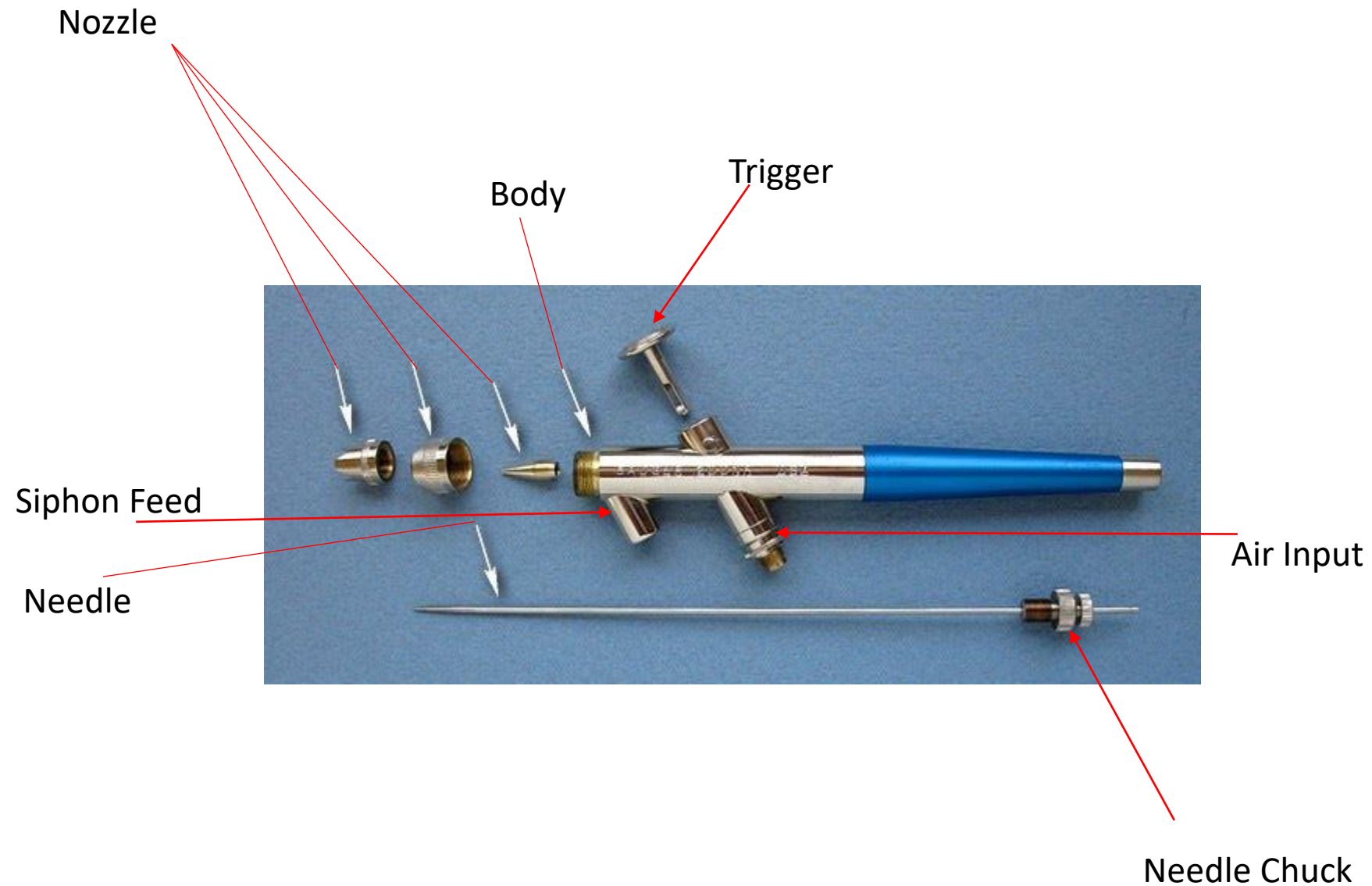
180
HOBBY
LOBBY
\$5.99

SPRAY ENAMEL
PINTURA DE ESMALTE
EN AEROSOL

DANGER! EXTREMELY FLAMMABLE LIQUID AND VAPOR. MAY CAUSE FLASH FIRE. CONTENTS UNDER PRESSURE. VAPOR HARMFUL. Read side/back panel.
¡PELIGRO! LÍQUIDO Y VAPOR EXTREMADAMENTE INFLAMABLES. LOS VAPORES PUEDEN CAUSAR COMBUSTION INSTANTANEA. CONTENIDO BAJO PRESION. VAPORES PERJUDICIALES. Lea el panel trasero/lateral.

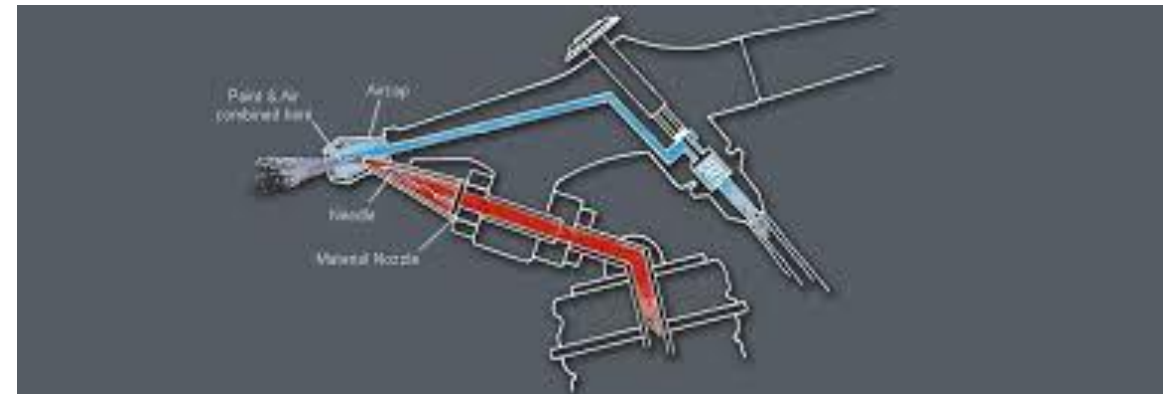


Parts of an airbrush




Internal Mix Vs. External Mix

Siphon or Bottom Feed







The Badger 350 IS
AN External Mix
Airbrush



The Badger 200 is an Internal Mix Airbrush




- Both The Badger 200 and 350 are Single Action



The Badger 105 is a
Double Action Airbrush



The Badger 105 and 200 are Gravity Feed Airbrushes



- The Badger 350 is a Siphon Feed Airbrush



Air Supply

Air Compressor



1
GALLON

135
MAX PSI

0.7
CFM @ 90 PSI

57
dBA

Endless supply of air

Noisy

Requires Maintenance

CO2 or Nitrogen



Super Quiet

Requires Refilling

Need separate Regulator







NO!!!!!!!!!!!!!!!!!!!!



Safety First

Types of Spray Booths



Respirators





Nitrile Gloves



Safety Glasses



PAINT



AND



THINNER





- I always recommend using manufactures thinner to thin paint.

PAINT	THINNER	CLEAN-UP
AV Vallejo	Vallejo Airbrush Thinner	Distilled Water
Tamiya	Tamiya X-20 Thinner	70% Isopropyl Alcohol
Modelers Decal and Paint	None Needed	Distilled Water
Scalecoat II	Scalecoat II Thinner	Lacquer Thinner
Polly Scale	Distilled Water	Same
Testors Enamel	Testors Thinner	Mineral Spirits


Mix your paint with thinner to the manufacture's specifications


Or if you can not find a mixing ratio, mix to the consistency of skim milk





Keep It Clean


















Ultra Sonic Cleaner

Take Aways

01

Buy the Best
Equipment You
Can Afford.

02

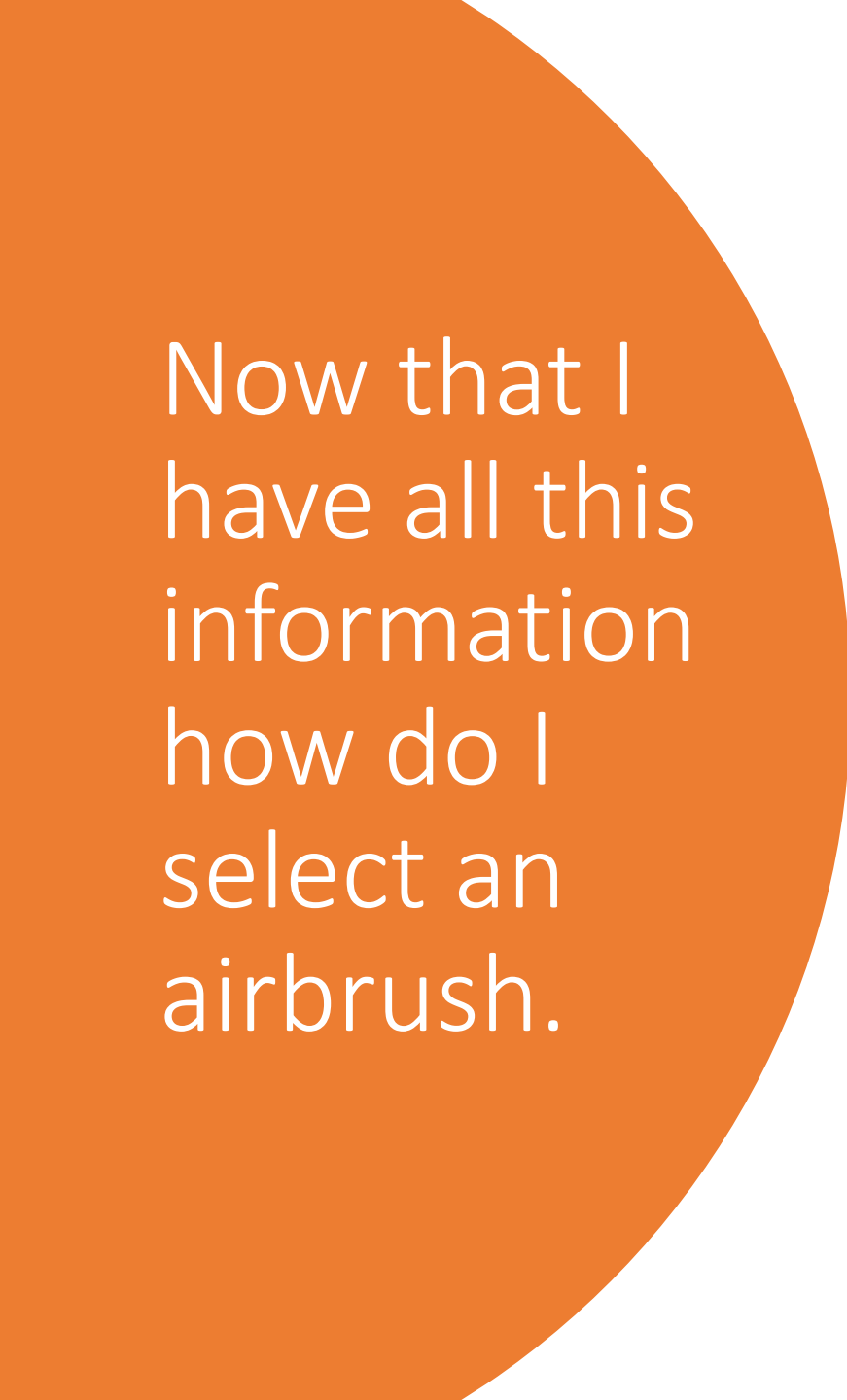
Learn Your
Airbrush

03


Keep Extra Parts
On Hand

04

Keep Your
Airbrush Clean
and IT will Serve
You a Lifetime

A large orange circle is positioned on the left side of the slide, partially cut off by the edge.

Now that I
have all this
information
how do I
select an
airbrush.

- Selecting an airbrush is as much a personal choice as it is a technical choice. I have given you the technical information, the next step is to go to your local hobby store or club and to actually hold the airbrush you intend to buy. One step better would be to find a friend who airbrushes and try their airbrush out. What do they like about it what do they not like.
- 
- A series of four yellow dashed line segments are arranged in a curved, upward-pointing arc in the bottom right corner of the slide.

Questions

