

# LMC Wilson Audio Autobiography Event

Review by David Das

I had the pleasure of attending the Wilson Audio Autobiography Event at [LMC Scottsdale](#) on May 22<sup>nd</sup>, 2026.



Mike Ware, President of LMC Home Entertainment had the [Wilson Audio WAMM Master Chronosonic](#) speakers prominently displayed in his main show room. This is the only Wilson Audio Dealership where one can listen to a demo pair powered by [D'Agostino Relentless Epic 1600 Monoblock](#) Power Amps with a [dCS Varese](#) front end.



The WAMM Master Chronosonic was the late David Wilsons' Magnum Opus. It was officially unveiled in December 2016 at a list price of \$685K with a limited production run. Only 70 pairs were built.

The display pair at LMC Scottsdale in Cranberry Pearl finish is augmented by a matching pair of WAMM Master Subsonic subs that reproduces the bass down to 10Hz.

The subwoofers are powered by a pair of [D'Agostino Progression M550 Monoblock Amps](#).

All cablings are by [Transparent Audio](#).



Wilson Audio Autobiography

All the equipment is securely supported by [HRS reference level Audio Stands](#).



**Daryl Wilson** took over his dad's company in 2016 as the President and CEO. He released the [Wilson Audio Chronosonic XVX](#) speakers in 2019 that encapsulated the essence of the WAMM in a smaller and lighter package introducing new materials. That design won high accolades in the audio industry cementing Daryl's role as a visionary dedicated to pushing the limits of audio engineering through continuous innovations. This is the [timeline](#) of all Wilson Audio Products.

Daryl flew down from Provo, Utah to personally unveil the Autobiography to us. This was the most anticipated event of the year. Over 90 audiophiles gathered at LMC Scottsdale to have the opportunity to hear the Autobiography – the new flagship from Wilson Audio.

**Kazuya Ohtake**, editor of [Audio & Visual Catalog](#) flew in all the way from Japan to document this event.

Club President **John Harvell**, Club Vice President **Paul Johnson**, Steering Committee Member **Joe Roberts** were in attendance.

**Mike** and his lovely fiancé **Tina** greeted everyone at the door.

Erin Anglin, Marketing & Media Director at LMC brought in trays of delicious treats for us.



Daryl had a giant sign-up poster with a golden marker to commemorate this special event.



Since there were 90 of us with limited seats in the Autobiography Demo Room, Jordan Thompson had us divided into 3 groups.

John Harvell, Kazuya Ohtake and I were in the first group. I was fortunate to get the center seat on the front row exactly on axis.

Kazuya took the very next seat to the left of me in the front row. I offered to switch places with him since he was going to upload the entire demo on his [YouTube Channel](#). However, Kazuya insisted that I remained at the sweet spot.

Kazuya came equipped with his [Sony A7 CII](#) full frame mirrorless camera, [Sony FE PZ f/4 16-35mm G](#) Zoom Lens, [Sony XLR-K3M](#) dual channel XLR audio adapter kit and an [Audio-Technica BP4025](#) stereo field recording microphone.

## The Autobiography Demo

Daryl came in early in the day to fine tune the setup.



What a sight to behold!

These Wilson Audio Autobiography Speakers in Quartz finish looked majestic and blended in seamlessly with the associated electronics:

- Burmester 159 Monoblock Amplifiers
- Burmester 077 Dual Box Preamplifier
- Burmester 175 Turntable
- dCS Varese Stack
- Transparent Magnum Opus Cables


This photo shows how tall these speakers are relative to Daryl's 6'4" stature.



The Autobiography stands 81 3/16 inches tall without spikes, just 3 inches shy of the WAMM. Each speaker weighs 821 lbs, 79 lbs lighter than the WAMM.










This is precision engineering at its finest.





Daryl welcomed us all in with a beaming smile. He has a charming personality. He gave us 10 minutes to talk before getting into the rhythm of the demos. He pointed out how the machine lines on the inside of the gantry were different from those on the outside. The way all the drivers are aligned is like a camera lens for focusing on a subject. Just like when the focusing is not perfect or when your drivers are not time-aligned you can tell the difference – the image appears blurred.

Daryl had the speakers focused at the sweet spot which was the center seat on the 2<sup>nd</sup> row right behind me. The drivers in the Autobiography can be time-aligned to account for the exact listening *distance* and listening *height*.

The entire woofer section is housed in an enclosure made of V material that prevents any vibrations from reaching the cross-over section. The Autobiography is made of a composite of X material, V material and aluminum.

I commented that the drivers on the Autobiography were closer together compared to the WAMM. Does that make a difference? Daryl began to answer my question stating that Wilson Audio had 3 goals while designing the Autobiography.

**Goal #1** was to be the most accurate, time-aligned loudspeaker ever conceived. The WAMM is accurate down to 2 micro seconds. The XVX has the same precision as the WAMM.

**Goal #2** was to make it shorter than the WAMM while having the same number of drivers.

**Goal #3** was to keep the footprint as close to the XVX as possible. Because of the size of the woofers, the width had to be 2.5" more on each side as the XVX. This generated the extra volume that was necessary to accommodate the 12" and 15" drivers.

The Autobiography brings the 7" lower and upper mid-range drivers 6 inches closer than the WAMM.

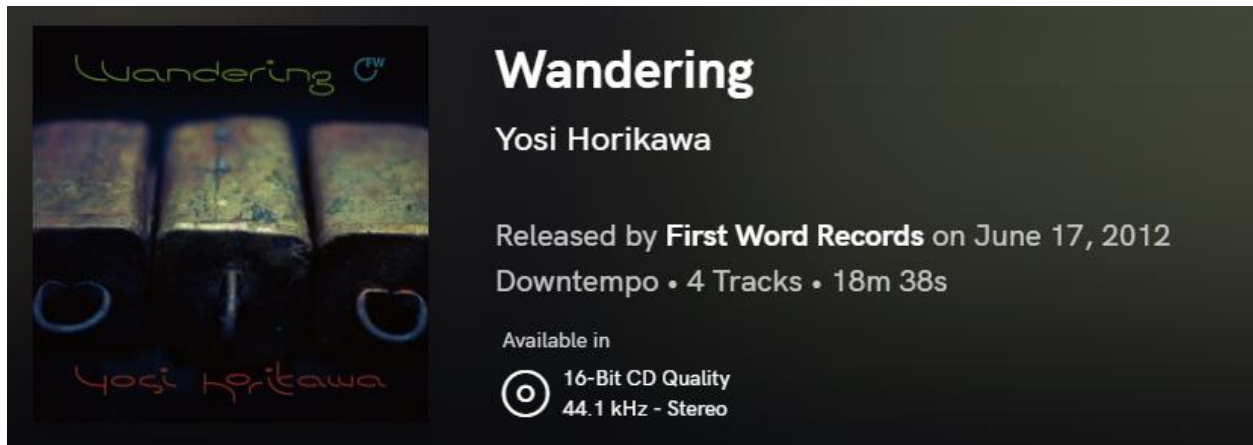
The accuracy on the Autobiography is similar to the XVX and the WAMM. However, the precision and time-alignment of the MTM array is ZERO at the listening position. Both the 7" midrange drivers are independently adjustable.

With that brief introduction Daryl began his official demo.

Daryl stated, "Some people have thought that this is Daryl Wilson's Autobiography. I don't want anyone to assume that is the case."

Every single element of the Autobiography tells the story of Wilson Audio's history, the story of its development over time.

## Song #1 – Bubbles by Yosi Horikawa



Daryl began his demo by playing “Bubbles” by Yosi Horikawa. Yosi recorded this space where you hear various balls dropping on various surfaces. It demonstrates the width and depth of the soundstage.

I was startled by the sound of the very first ball drop. The positioning was so focused and precise. The clarity and realism of the sound made me feel I was not listening to a recording but someone actually dropping a ping pong ball on the table in front of me. Then came the rush of different balls dropping at different locations and trailing off beyond the edge of the speakers.

Soon I became immersed inside a bubble of sound. The speakers disappeared. The subtle use of reverb in the recording made me feel I was actually inside a 3D space. I became part of the action; it was uncanny.

I have heard this audiophile test track on so many systems. This was a completely different experience. There were spatial cues that gave this presentation a holographic effect. I was flabbergasted with my first experience with the Autobiography. This was the best track to demonstrate what perfect time-alignment can bring to your system.

Daryl described the Autobiography having a functional embrace of materials. It is the utilization of specific materials in the proper locations. No material does everything well in every application. The V material is used in the bottom and the back. The X material is used for the enclosure. The inside of the clamshells are made of V material. The interface between the alignment pin and the enclosure has a small piece of V material. Every square inch of this product has been meticulously designed. This is the ultimate expression of the *Form Follows Function* design principle.

## Song #2 – St. Francis by Michael Stearns



Daryl played the 2<sup>nd</sup> demo track “**St. Francis**” by Michael Stearns to demonstrate how the Autobiography can fool your brains into thinking that you are in a much larger space.

Michael went to the top of a plateau in Venezuela and recorded the natural space with the bugs and birds chirping around you. You can hear the sound stage stretching as the bird flies away.

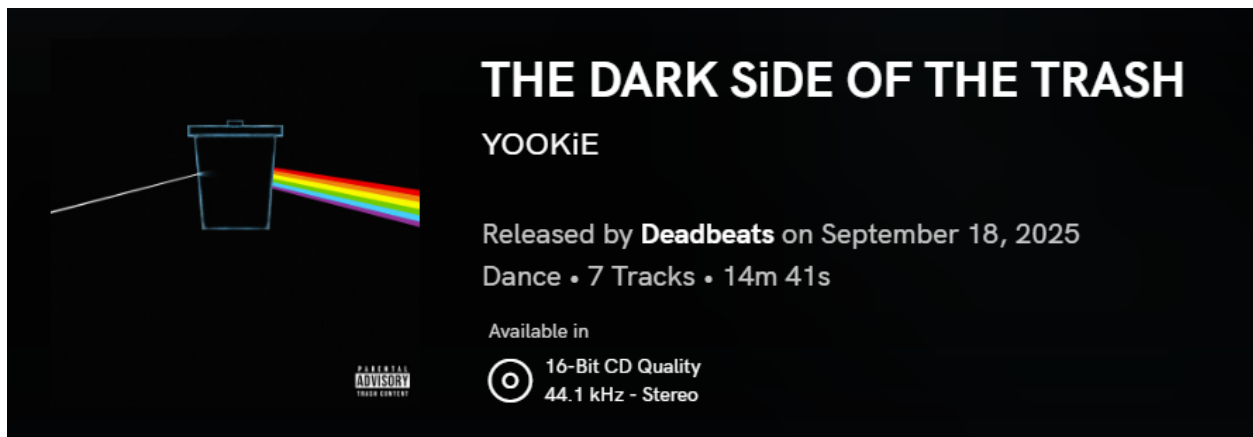
This was the most relaxing and meditating demo of the evening. The purity of the natural sounds all around you was breathtaking.

Daryl mentioned that the Autobiography uses all new drivers. The 7” PentaMag midrange is the evolution of the QuadraMag midrange. It uses 5 AlNiCo magnets.

The 2” midrange handles the upper section of the mid-band frequency. They sound liquid smooth. They replaced the 4” midrange drivers in the XVX and the WAMM. These exceptional 2” drivers allowed the tweeter to be crossed over higher where they are handling less information and allowing them to sound more expressive and dynamic.

What is really new and exciting are the brand new 12” and 15” woofers. They are built to work in tandem in the same enclosure.

### Song #3 – Sunshine of your WUB by Yookie



**THE DARK SiDE OF THE TRASH**  
YOOKiE

Released by **Deadbeats** on September 18, 2025  
Dance • 7 Tracks • 14m 41s

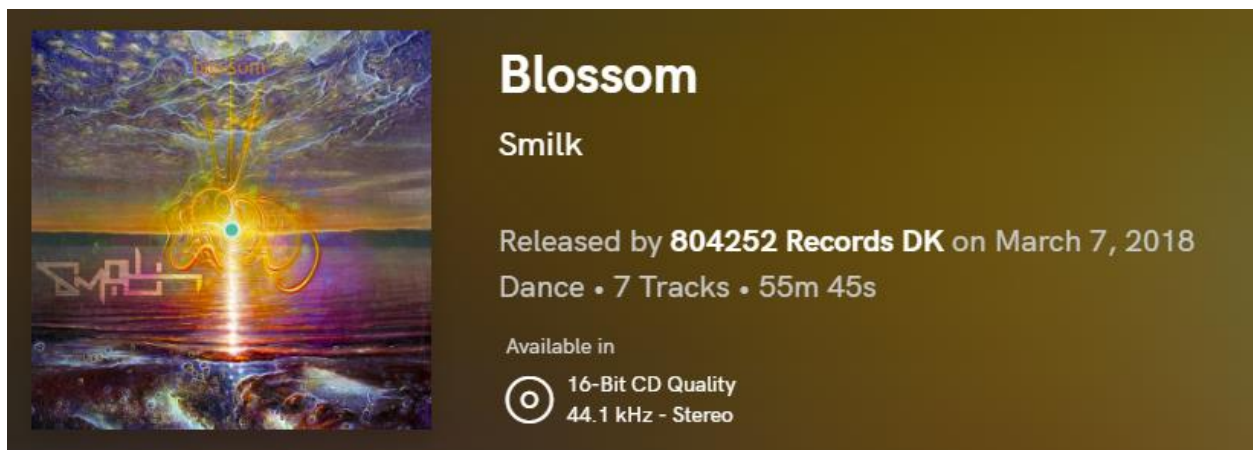
Available in  
16-Bit CD Quality  
44.1 kHz - Stereo

PARENTAL ADVISORY  
EXPLICIT CONTENT

Daryl played his 3<sup>rd</sup> demo song “Sunshine of your WUB” by Yookie to demonstrate the power of the woofers. This was a Dubstep track to prove how much these new woofers can pressurize the room.

The bass impact was brutal. The power, precision, tightness and speed of the bass notes impressed everyone in the audience. I couldn’t believe how well the Autobiography was energizing the entire room *without* using any external subs. It did not need any. I have never heard of any other speakers that could match the precision, power and bass slam of the Autobiography. There was absolutely no overhang, no muddiness.

### Song #4 – Crooked by Smilk



**Blossom**  
Smilk

Released by **804252 Records DK** on March 7, 2018  
Dance • 7 Tracks • 55m 45s

Available in  
16-Bit CD Quality  
44.1 kHz - Stereo

The 4<sup>th</sup> track was “Blossom” by Smilk. This was another EDM Music track. It was a complex interplay of evolving electronic soundscapes that conveyed a sense of space extending beyond the speakers.

Daryl mentioned that the Autobiography was not created to compete with the WAMM which was introduced in 2017. It took 5 years to develop the WAMM. Daryl has no intention to touch that masterpiece. It was a limited product and will stay in the Wilson Catalog until they are all sold.

The WAMM is a complex product. It was the absolute best that Wilson Audio could do at the time of its launch. It has 900 parts per channel.

The Autobiography is a little more complex. It has 1800 parts per channel. Every one of those parts is handled by at least two technicians. The advanced design of the Autobiography allows it to be set up rapidly in a living space. The setup process is simpler than the WAMM and the XVX.

One person in the audience asked, “What is your build time for a set?”

Daryl explained that the machining time for just one of the 4 gantry blades is 14 hours. In addition it takes 4 operations with 3 hours of setup time each to produce those exquisite machining lines.


It takes 18.75 days running 2 shifts to machine all the metal pieces on a single channel.

A pair of Autobiography speakers ties up all 3 paint booths for a day.

Wilson Audio is still a small boutique company with 60 employees. It is amazing what this company has been able to accomplish because of the passion of the craftsmen behind it.

I mentioned that I felt I was sitting in the middle of a sonic bubble with speakers all around me. Daryl said that was the goal. Accuracy in the time domain is so critical to preserve the very short delicate waves.

Song #5 – Japanese Roots by TakéDaké




**Asian Roots**  
TakéDaké

Released by **Savoy** on December 31, 1997  
World • 12 Tracks • 58m 14s

Available in  
16-Bit CD Quality  
44.1 kHz - Stereo

The 5<sup>th</sup> track was “**Asian Roots**” by TakéDaké. Most of the instruments in this track are made from bamboo. This was a natural sounding track that allowed us to listen to the various textures of bamboos striking against one another. This track helped us appreciate the incredible resolving power of the Autobiography and how it handles subtle micro-dynamics. This was a sonic treat.

Song #6 – Don’t Worry Be Happy by Bobby McFerrin



**Simple Pleasures**  
Bobby McFerrin

Released by **Parlophone Catalogue** on December 31, 1987  
Vocal Jazz • 10 Tracks • 33m 44s

Available in  
16-Bit CD Quality  
44.1 kHz - Stereo

Daryl played “**Don’t Worry Be Happy**” by Bobby McFerrin as his 6<sup>th</sup> Demo track. Bobby does all of the sound effects on this track. Daryl loves to play this demo song as its sends such a positive message when the world around you is telling you to be upset and fearful.

With the advanced systems we have today we can chose to listen to positive messages with the tap of our fingers.

The crispness, immediacy and transparency with all the vocal effects from Bobby were breathtaking. I felt I could reach out and touch him standing right in front of me. The Autobiography lets you enjoy any piece of recorded music in history with the finest nuances, effortless dynamics and utmost realism. I guess this is as close you can get to have your favorite performer in your living room on demand.


This was such an uplifting song to listen to.

Daryl thanked everyone for spending the night to hear something that Wilson Audio passionately worked on for years to develop.

One member in the audience asked Daryl how long he had been working on this design.

Daryl said that the first initial drawings started when he was working with his Dad on the WAMM. Then came the implementation of the three design goals that he mentioned earlier. The actual work on the hardware started two and a half years ago.

### Song #7 – The Pink Panther Theme by Henri Mancini



**The Return of the Pink Panther**  
Henry Mancini

Released by **RCA Victor - Legacy** on December 8, 2014  
Film Soundtracks • 13 Tracks • 39m 22s

Available in  
**Hi-Res AUDIO** 24 bits  
96.0 kHz - Stereo

Daryl then proceeded to play the last demo track – “The Return of the Pink Panther” by Henry Mancini.

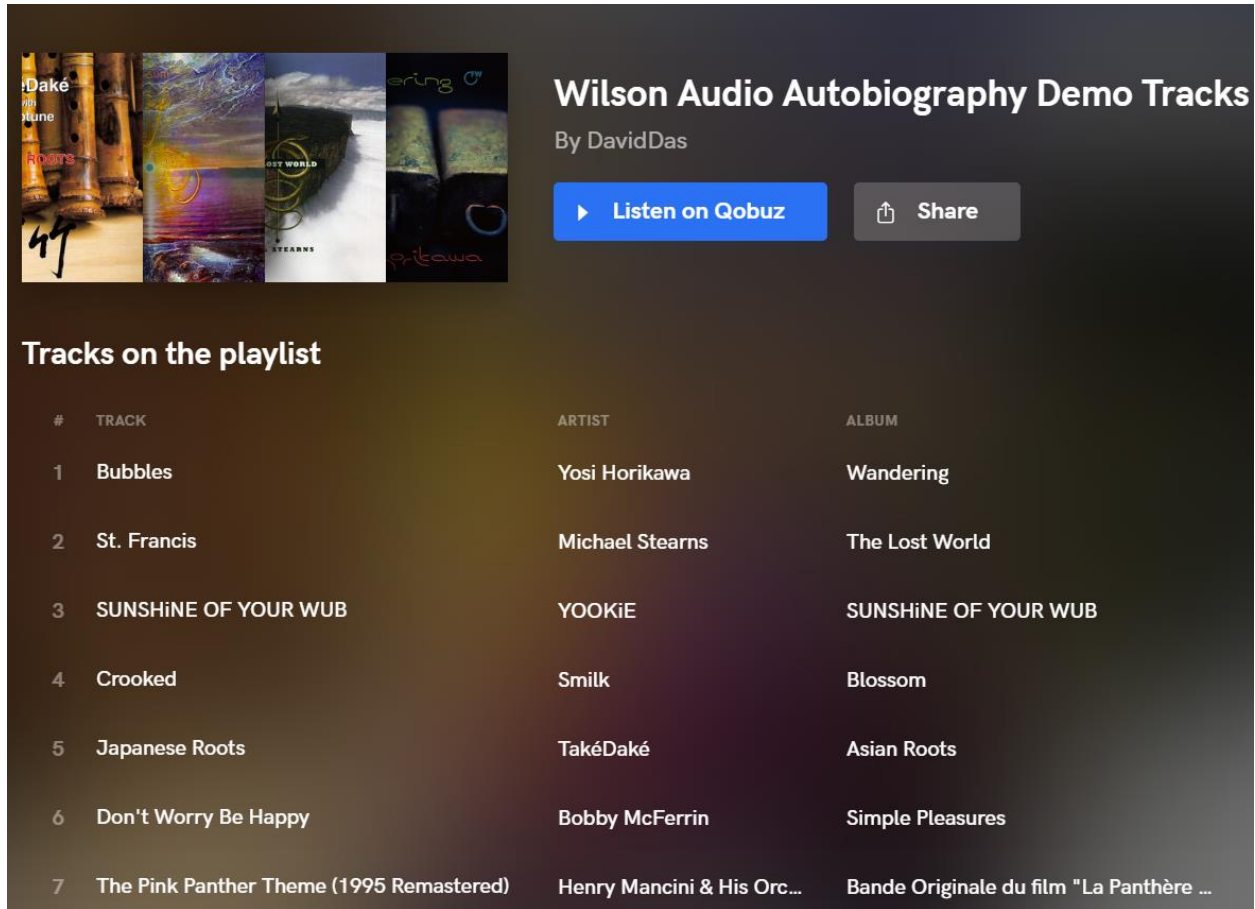
The recording quality on this orchestral piece is incredible. The Autobiography coaxed every bit of information from this complex arrangement. This final piece was a crowd pleaser. I felt I was seated inside a Symphony Hall.

A member in the audience asked Daryl about the break-in time.

Daryl mentioned that all the capacitors are made in-house. He ran a burn-in test over a month.

He found that with capacitors the majority of the burn-in and sonic improvements happen over the first 25 hours. You still get improvements up until 100 hours. There were no differences in burn-in after that period.

Here is the [Qobuz Playlist](#) of the seven Demo Tracks:



**Wilson Audio Autobiography Demo Tracks**  
By DavidDas

[▶ Listen on Qobuz](#) [Share](#)

### Tracks on the playlist

#	TRACK	ARTIST	ALBUM
1	Bubbles	Yosi Horikawa	Wandering
2	St. Francis	Michael Stearns	The Lost World
3	SUNSHINE OF YOUR WUB	YOOKiE	SUNSHINE OF YOUR WUB
4	Crooked	Smilk	Blossom
5	Japanese Roots	TakéDaké	Asian Roots
6	Don't Worry Be Happy	Bobby McFerrin	Simple Pleasures
7	The Pink Panther Theme (1995 Remastered)	Henry Mancini & His Orc...	Bande Originale du film "La Panthère ...

Here is Kazuya's [video coverage](#) of the entire event that includes a tour of LMC Scottsdale.



## Wilson Audio Autobiography Tour 2026 with Daryl Wilson / at LMC Home Entertainment



avcat - High End Audio Coverage & Information -  
3.81K subscribers



Kazuya will be bringing a comprehensive coverage of High-End Vienna, June 4-7, 2026 on his [YouTube Channel](#).

His mini documentaries are the next best thing to being there is person. It was such a pleasure in meeting him again at LMC Scottsdale.

## Closing Thoughts

This was a religious experience for me!

The precision, power, transparency and resolution of the Autobiography speakers shattered my frame of reference. The height, width and depth of the sound stage these speakers projected had me in suspended disbelief. I felt I was no longer passively listening to the music. Rather, I was *inside* the performance within a holographic sonic bubble enveloping me.

The realism, texture, dynamics and imaging of every instrument and vocals was uncanny. This is something you just have to experience in person. No YouTube video can convey the magic these speakers can bring into your living space. They are a sight to behold even when standing silent. They represent the ultimate expression of 52 years of Research and Development at Wilson Audio. It is a testament to what can be achieved when 60 passionate craftsmen pool their skills together.

Daryl Wilson was the special guest for the evening. He is an engaging storyteller. He weaved the story behind the development of the Autobiography between the seven demo songs. Each song was selected to highlight specific strengths of this speaker. Daryl's commentary gave us a deeper insight into the product which I have tried to paraphrase in the previous section.

I have heard the Wilson Audio WAMM Master Chronosonic speakers at LMC Scottsdale on many occasions augmented by a pair of WAMM Master Subsonic subwoofers. I think the Autobiography excels that setup in one specific area – its liquid smooth midrange. There is something magical about those two 2" midrange drivers. You can listen to music for hours without fatigue.

The WAMM was priced at \$685K a pair when unveiled in 2016. That would be \$950K in today's dollars. The Autobiography has brand new drivers, new materials, double the number of parts, higher accuracy and faster setup time and retails for \$788K. This offers a better value.

The Autobiography is a gift to the audiophile world. It is my new reference. It sets a new benchmark in speaker design.

Best regards,

David Das

## Additional Reading

Michael Fremer has uploaded a [YouTube Video](#) with Daryl Wilson and his team explaining the design architecture of this speaker. Michael owns a pair of Chronosonic XVX speakers.



At the [50 min](#) mark, you get to see the new drivers. This is the custom 15" ScanSpeak woofer.



Wilson Audio specifies the cone material, the dome material, the size of the basket and the motor structure.



This is the new 2" silk fabric dome upper-midrange driver built by ScanSpeak according to custom specifications.



Kazuya Ohtake has a comprehensive article on [Audio&Visual Catalog](#) describing the drivers, hardware, materials and the crossovers.



Here is a detailed coverage with lots of high resolution images of the Autobiography on [Mono and Stereo](#) magazine.



Here is **Robert Harley's** review of the Autobiography on [The Absolute Sound](#).



Here is an article on the Autobiography by **Jacob Heilbrunn** from the [Tracking Angle](#).

