

MATRIX

INTRODUCING  
**PERFORMANCE PLUS**



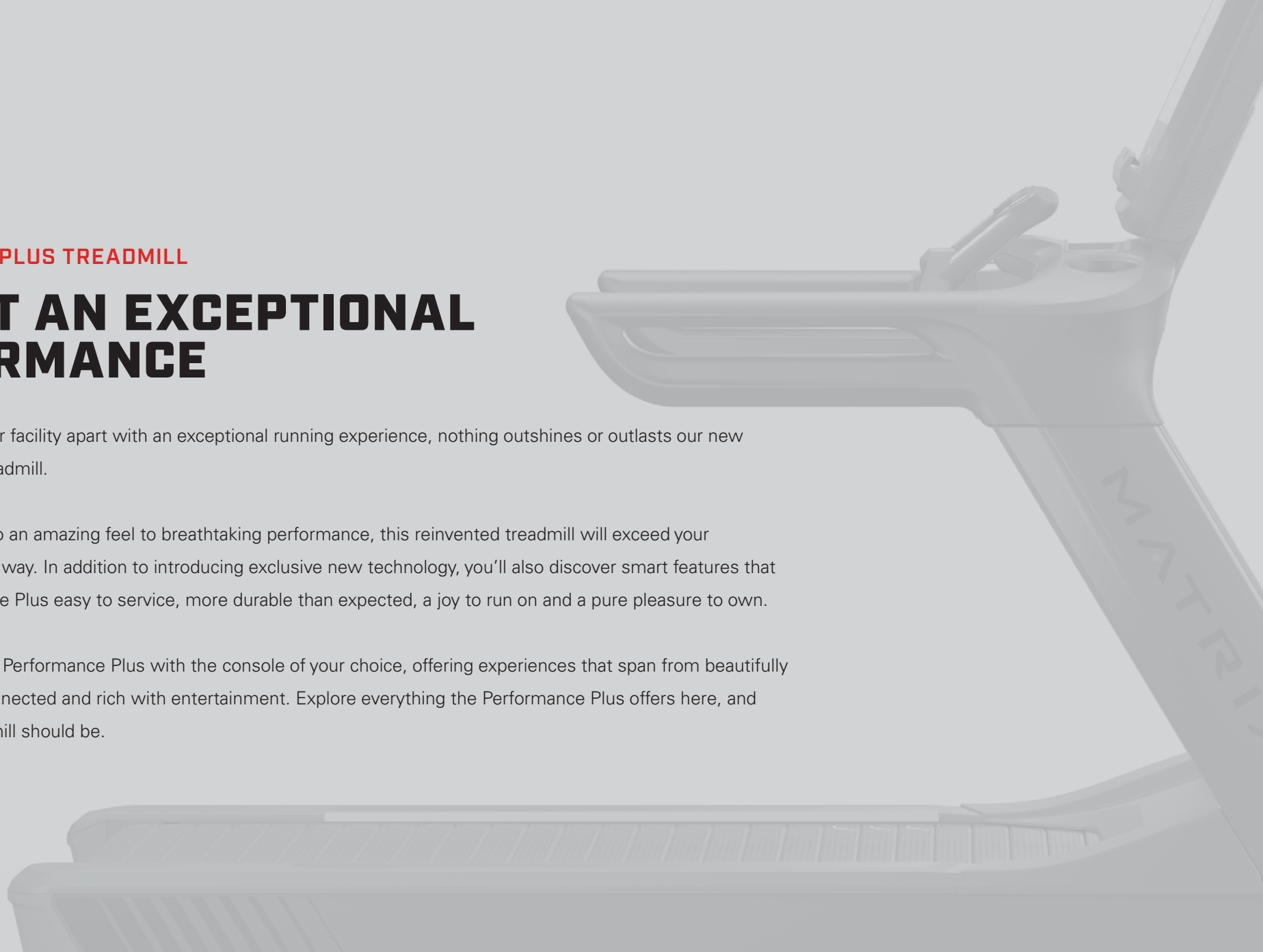
PERFORMANCE PLUS TREADMILL

# EXPECT AN EXCEPTIONAL PERFORMANCE

If you want to set your facility apart with an exceptional running experience, nothing outshines or outlasts our new Performance Plus Treadmill.

From robust design to an amazing feel to breathtaking performance, this reinvented treadmill will exceed your expectations in every way. In addition to introducing exclusive new technology, you'll also discover smart features that make the Performance Plus easy to service, more durable than expected, a joy to run on and a pure pleasure to own.

You can even pair the Performance Plus with the console of your choice, offering experiences that span from beautifully simple to digitally connected and rich with entertainment. Explore everything the Performance Plus offers here, and rethink what a treadmill should be.



Groundbreaking design and  
breathtaking performance  
combine for a treadmill that  
feels, functions and lasts  
unlike any other.



INNOVATIONS

## TWO BIG STEPS FORWARD

Developed by gathering insights from our customers — owners, technicians, trainers and users — our Performance Plus Treadmill brings two exciting new technologies to the fitness industry. The unique fusion of our Pure Stride Cushioning System and our Synchronous Response Drive System creates a running experience — and an ownership experience — superior to anything else.





## **PURE STRIDE CUSHIONING SYSTEM**

The exclusive design of our Pure Stride Cushioning System features durable rubberized slats with aluminum cores, makes the most intense runs feel comfortable, solid and smooth. This combination provides a shock-absorbing experience comparable to running on a premium-quality track, reducing impact on joints in a way traditional treadmills can't. It's also tested and proven to last for up to 100,000 miles with minimal maintenance, so the people you serve can enjoy the ultimate in running comfort for years to come.

## **SYNCHRONOUS RESPONSE DRIVE SYSTEM**

Exclusive to Matrix and developed specifically for Performance Plus, our Synchronous Response Drive System offers 2.2 kW of high-efficiency performance for a higher top speed than commonplace AC motors while using less power. This amazing combination reduces operating costs for your facility while challenging even elite runners. It's also quieter than traditional treadmills at most speeds, and quieter than competitive slat-belt treadmills with significantly less vibrations.





## DESIGN HIGHLIGHTS

# THOUGHTFUL DESIGN FOR INTENSE EXERCISE

It's no secret that the little things make a big difference when it comes to fitness equipment. That's why we refined and tested every aspect of the Performance Plus until we were sure it could keep up with the hardest runs and the most demanding users. Inside and out, you'll discover a treadmill that's more powerful and more user-friendly all at once.

### **1 RESPONSIVE LIFT MOTOR**

Our heavy-duty lift motor offers 748 kg / 1,650 lbs. of thrust for smooth, responsive adjustments and up to 20% incline, ideal for demanding HIIT workouts and intense group training.

### **2 EXPANDED RUNNING SURFACE**

A 61 cm / 24" wide belt and a 157 cm / 62" long deck provide an extra-large running surface.

### **3 HIGHER TOP SPEED**

A top speed of 25 km/h / 16 mph challenges even elite runners taking on the most challenging HIIT and group exercise programs.

### **4 HIGH MAXIMUM WEIGHT**

A bolstered maximum weight capacity of 227 kg / 500 lbs. lets members of all sizes run comfortably.

### **5 MULTI-GRIP HANDLEBARS**

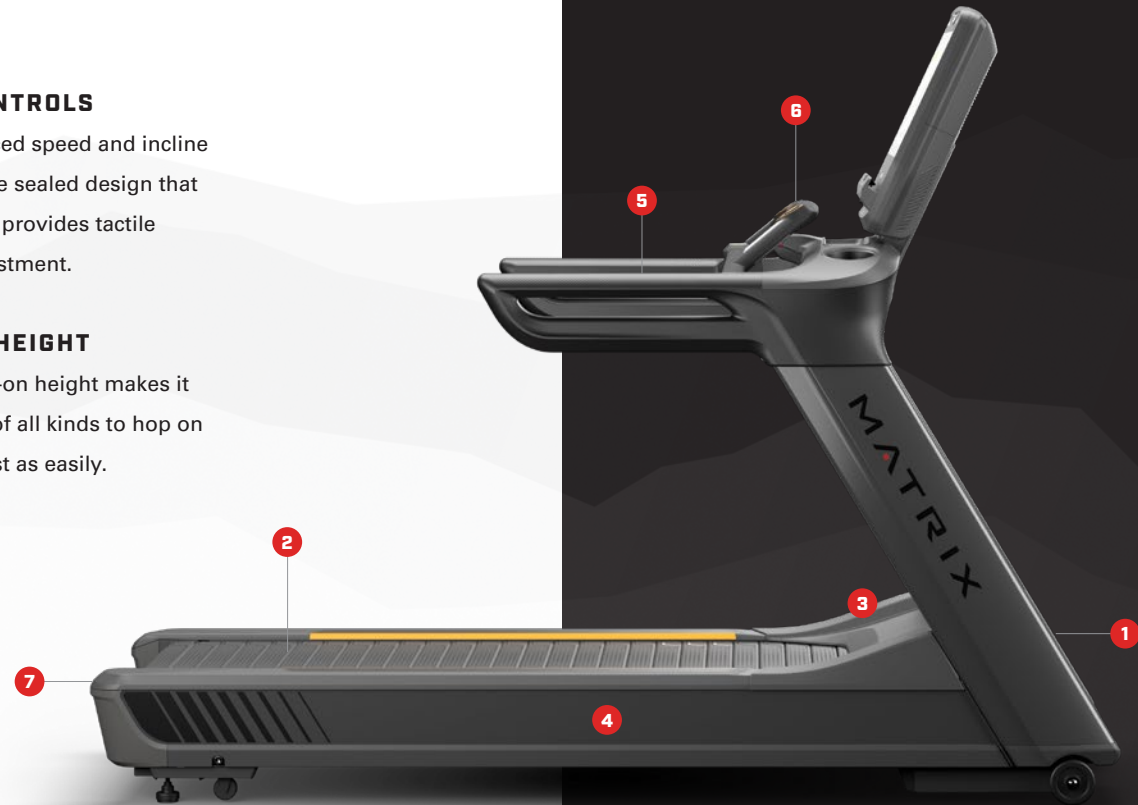
Our continuous multi-grip handlebars provide a secure grip for members walking at high inclines, preventing them from grabbing and damaging the console.

### **6 ENHANCED CONTROLS**

Large, conveniently placed speed and incline controls feature a unique sealed design that improves durability and provides tactile feedback with each adjustment.

### **7 LOW STEP-ON HEIGHT**

A low 25 cm / 10.5" step-on height makes it effortless for members of all kinds to hop on for a run and step off just as easily.





**DURABILITY & SERVICE**

# **SIMPLIFIED & STREAMLINED TO MAXIMIZE UPTIME**

Feedback from everyone who interacts with our equipment is essential to developing true fitness solutions, and service technicians always provide invaluable insights. With these unique learnings in mind, we created a treadmill that's not only tougher than anything on the market, but also easier than ever to maintain and service.







#### **CORD-WRAP COVER**


An integrated cord-wrap cover provides easy access to power and data cables while keeping them neatly out of the way for a cleaner aesthetic.

#### **RUGGED CONSTRUCTION**

Cast-aluminum endcaps, a robust frame and ultra-durable components stand up to heavy use and the busiest environments, keeping the treadmill looking and performing like new for years.

#### **REMOVABLE SIDE RAILS**

Our side rails are designed to be easily removable, letting service technicians and staff get in and out quickly for streamlined cleaning and service.



#### **FRONT-ACCESSIBLE MOTOR COMPARTMENT**

By consolidating the drive motor, lift motor and motor control board at the front of the treadmill rather than beneath the deck, we've protected the critical components from sweat, dust and debris. A cover with two simple hex bolts offers easy access for quick maintenance procedures.



#### **BUILT-IN PORTABILITY**

A set of integrated caster wheels simplify service, regular maintenance and cleaning beneath the treadmill.

# CONSOLE FLEXIBILITY

**SIMPLY SOPHISTICATED TECHNOLOGY** Our diverse collection of consoles gives you choices in what you put on your floor. Sophisticated, easy-to-operate designs give your members control of the data they collect, the content that keeps them engaged and the way they reach their goals. You can also access our most powerful Connected Solutions with WiFi-enabled consoles, including Personal Trainer Portal, Workout Tracking Network and Asset Management.



# TOUCH XL / TOUCH CONSOLES

Connect your members to stunning entertainment, social media favorites, brand-building communication and much more with the industry's best consoles. WiFi-enabled Touch Consoles feature an app-based interface that mirrors familiar smartphone and tablet operating systems, making it easy for members to connect to the content that keeps them moving. They provide a smooth, hassle-free exercise experience thanks to complete workout feedback, Bluetooth and ANT+ connectivity, single-point user login, touch-free RFID login, built-in fan, power save mode with auto wake-up and more. Our WiFi-enabled Touch Consoles also work with our complete digital portfolio of Matrix Connected Solutions, including Personal Trainer Portal, Workout Tracking Network, Asset Management and more. Choose Touch XL (56 cm / 22") for treadmills and ClimbMills from any series, or choose Touch (41 cm / 16") for all Performance, Endurance and Lifestyle Series equipment.

## FEATURES

- WiFi enabled
- Bluetooth and ANT+ enabled
- Integrated Sprint 8 HIIT program
- 60 integrated Virtual Active destinations
- Wireless and USB charging
- Connects to Apple Watch
- RFID and single-point user login





# PREMIUM LED

Give members the simplicity of the classic LED console, now with more engaging color and detail than ever. An 8,000-pixel display fills the screen with color and sharp graphics, providing clear, easy-to-read feedback in large numbers and letters. Convenience features like optional RFID login, fan and reading rack for personal devices make every workout a seamlessly smooth experience. Our WiFi-enabled Premium LED Console works with select products from the Matrix Connected Solutions portfolio, including Personal Trainer Portal, Workout Tracking Network and Asset Management.

---

## FEATURES

- WiFi enabled
- Bluetooth enabled
- Integrated Sprint 8 HIIT program
- USB charging
- Optional RFID





# LED

Keep the exercise experience simple with our LED Console. Virtually anyone can step up to our LED Console and enjoy the easy navigation of the interface. To keep members on track for their goals, a large number display and a message center provide complete, easy-to-read workout feedback. Convenience features include optional RFID login, a headphone jack and a reading rack to keep personal devices accessible and in view. Add optional WiFi to work with select products from our Connected Solutions portfolio, including Personal Trainer Portal, Workout Tracking Network and Asset Management.

## FEATURES

Optional WiFi • Optional RFID • USB charging



# GROUP TRAINING LED

Keep every member of your class in sync with a console made specifically for the needs of group exercise. The straightforward interface of the Group Training LED Console is easy for anyone to navigate, and smart features like one-touch controls and preset intensity levels help every participant stay in sync with instructor cues. Add optional WiFi to work with Connected Solutions like Personal Trainer Portal, Workout Tracking Network and Asset Management.

## FEATURES


Optional WiFi • Optional RFID • USB charging



# MATRIX CONNECTED SOLUTIONS

## GET CONNECTED TO A WORLD OF DIGITAL SOLUTIONS

You want to deliver an unmatched fitness experience, and Matrix Connected Solutions gives you the flexible tools you need to do it your way, regardless of the size of your facility or budget. Find out what you can do with our WiFi-enabled consoles on the Performance Plus.





### **PERSONAL TRAINER PORTAL**

Create a truly personalized training experience with a flexible, customizable digital solution. Personal Trainer Portal helps trainers engage with a wide range of members, represents your unique brand and helps you tap unexplored revenue streams in exciting new ways.



### **WORKOUT TRACKING NETWORK**

Our ingenious Workout Tracking Network lets your members capture data from all their favorite fitness apps in one place using a single customizable interface that puts your facility at the center of their fit lifestyle.



ASSET MANAGEMENT

### **ASSET MANAGEMENT**

Our industry-leading Asset Management platform offers a 360-degree view of your equipment status on virtually any internet-connected device, plus insightful reporting capabilities, streamlined service, marketing tools and much more.



### **SPRINT 8**

Engage members like never before with our transformative Sprint 8 program. Our exclusive, scientifically validated program goes beyond HIIT to produce significant results in efficient 20-minute cardio sessions that virtually anyone can fit into their workout. Best of all, it's available at the touch of a button on select new consoles.



### **VIRTUAL ACTIVE**

Our Virtual Active workouts transport exercise enthusiasts to exotic locales all over the world. The beautiful forward-motion, high-definition footage speeds up or slows down to match the user's pace, and resistance or incline varies to match the terrain.



### **RFID**

RFID is a smart way to streamline your members' exercise experience. Simple radio-frequency tags make check-in, program loading, workout tracking and even purchasing from RFID-compatible vending machines completely touch-free and virtually automatic.

*To discover all the ways our Connected Solutions can help you achieve your unique goals, visit [matrixfitness.com](https://matrixfitness.com).*

CONSOLE  
SPECIFICATIONS



FEATURES	TOUCH XL / TOUCH		PREMIUM LED	LED	GROUP TRAINING LED
DISPLAY	Touch XL: 56 cm / 22" class capacitive touchscreen LCD	Touch: 41 cm / 16" class capacitive touchscreen LCD	8,000 pixel multi-color LED	Large number LED with message center	Large number LED with message center
WORKOUTS	Go, manual, Sprint 8*, Landmarks**, Virtual Active, target heart rate, interval training, fat burn, rolling hills, constant watts*, glute training*, goal training, fitness tests, custom		Go, manual, Sprint 8*, Landmarks**, target heart rate, interval training, fat burn, rolling hills, constant watts*, glute training*, 5k/10k, fitness tests	Go, manual, interval training, fat burn, rolling hills, target heart rate, glute training*, fitness tests	Manual
LANGUAGES	English, German, French, Italian, Spanish, Dutch, Portuguese, Chinese-S, Chinese-T, Japanese, Korean, Swedish, Finnish, Russian, Arabic, Turkish, Polish, Welsh, Basque, Vietnamese, Somali, Danish, Thai, Malay, Catalan		English, German, French, Italian, Spanish, Dutch, Portuguese, Swedish, Finnish, Turkish, Danish, Polish	English, German, French, Italian, Spanish, Dutch, Portuguese, Swedish, Finnish, Turkish, Danish, Polish	English, German, French, Italian, Spanish, Dutch, Portuguese, Swedish, Finnish, Turkish, Danish, Polish
FAN	Yes		Yes	No	No
ANALOG TV	NTSC, PAL, SECAM		Optional; attachable add-on TV	Optional; attachable add-on TV	Optional; attachable add-on TV
DIGITAL TV	ATSC 1.0, QAM-B, ISDB-T, ISDB-Tb, DVB-C/C2/S/S2/T/T2		Optional; attachable add-on TV	Optional; attachable add-on TV	Optional; attachable add-on TV
IPTV	Content: MPEG2/H262, AVC/H264, Protocols: UDP, RTSP, HTTP, HTTPS		No	No	No
PRO-IDIOM COMPATIBILITY	Optional; IPTV and coax		Optional; attachable add-on Pro:Idiom TV (≠ IPTV)	Optional; attachable add-on Pro:Idiom TV (≠ IPTV)	Optional; attachable add-on Pro:Idiom TV (≠ IPTV)
WIFI	Yes		Yes	Optional; included with Asset Management and Workout Tracking Network App	Optional; included with Asset Management and Workout Tracking Network App
BLUETOOTH	Yes; smartphones, headphones, heart rate		Yes; heart rate	No	No
ANT+	Yes; heart rate		No	No	No
RFID WIRELESS LOGIN	Yes		Optional	Optional	Optional
CONNECTS TO APPLE WATCH	Yes		Optional	No	No
MADE FOR IPHONE*, IPAD*, IPOD*	Yes		No	No	No
USB PORT	Yes; device charging, device media, software updates		Yes; device charging, software updates	Yes; device charging, software updates	Yes; device charging, software updates
WIRELESS CHARGING (QI)	Yes		No	No	No
CSAFE READY	Yes		Yes	Yes	Yes
AUTO WAKE-UP	Yes		No	No	No

\*Workout not available on all modalities. \*\*Landmarks only available on ClimbMills and Steppers.



TREADMILL  
SPECIFICATIONS



FEATURES

PERFORMANCE PLUS

DRIVE SYSTEM	2.2 kW PMSM Synchronous Response Drive System
SPEED RANGE	0.8–26 km/h / 0.5–16 mph
INCLINE RANGE	0–20% (1,650 lb. thrust-elevation motor)
RUNNING SURFACE AREA	157 x 61 cm / 62" x 24"
RUNNING SURFACE TYPE	Slat belt
CUSHIONING SYSTEM	Pure Stride
HANDLEBAR DESIGN	Continuous multi-grip design
CROSSBAR CONTROLS	Yes
CONTACT & TELEMETRIC HR	Yes
STEP-ON HEIGHT	25 cm / 10.5"
SERVICE CASTERS	Yes
CAST ALUMINUM END CAPS	Yes
MAX USER WEIGHT	227 kg / 500 lbs.
ETHERNET CONNECTIVITY	Yes
TREAD SENSE	Yes
ASSEMBLED DIMENSIONS	232 x 93 x 171 cm / 91" x 36.5" x 67"
POWER REQUIREMENTS	20 A dedicated circuit required, non-looped grounded







# MATRIX

## ABOUT MATRIX FITNESS

In 2001, Johnson Health Tech established Matrix Fitness to bring premium fitness equipment to the marketplace. Today we are the fastest-growing commercial fitness equipment brand in the world. Matrix has leveraged continuous innovation and cross-cultural collaboration to emerge as an industry vanguard, constantly challenging standards and raising expectations for fitness equipment design and exercise technology.

Our product portfolio has expanded to over 500 products including strength equipment, cardio platforms, group exercise modalities, athletic performance training tools, fitness technology, integrated HIIT workouts, turnkey programming and much more. With nearly 30 subsidiaries around the world, Matrix is uniquely equipped to meet fitness and wellness needs in every corner of the globe.

Matrix Fitness is dedicated to serving fitness facilities of all kinds, setting them apart in ways that attract and retain more members. Our mission is to delight and excite our customers through complete solutions and committed partnership provided by a world-class organization.





### **Matrix Fitness**

1600 Landmark Drive  
Cottage Grove, WI 53527 USA

**[matrixfitness.com](http://matrixfitness.com)**

©2020 Matrix Fitness. All Rights Reserved.

AUTHORIZED MATRIX FITNESS DISTRIBUTOR



Tel: +965 67770203 Email: [info@athleator.com](mailto:info@athleator.com)

[www.athleator.com](http://www.athleator.com)