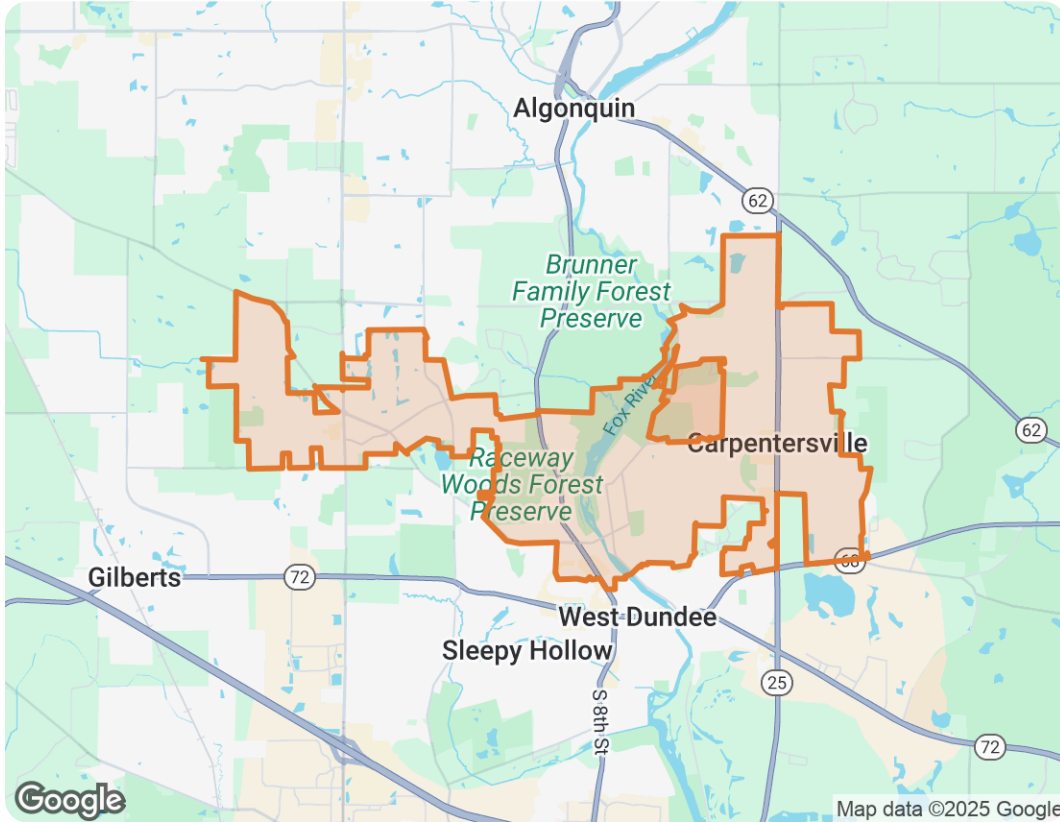


Carpentersville, Illinois



Nicholas Kein

SRES

📞 Work (630) 405-3855 | 📞 Work (630) 405-3855

✉️ nick@Kombrink.com

🌐 www.onesourcesells.com



Market Trends

Market Trends for Carpentersville, Illinois

Single Family + Condo/Townhouse/Apt.

Market Type

Seller's Market

Balanced Market

Buyer's Market

Key Details

Months of Inventory

—

Sold to List Price %

102%

↑ 3.41% MoM

Median Days in RPR

12

↓ 29.41% MoM

Median Sold Price

\$274,000

↓ 6.28% MoM

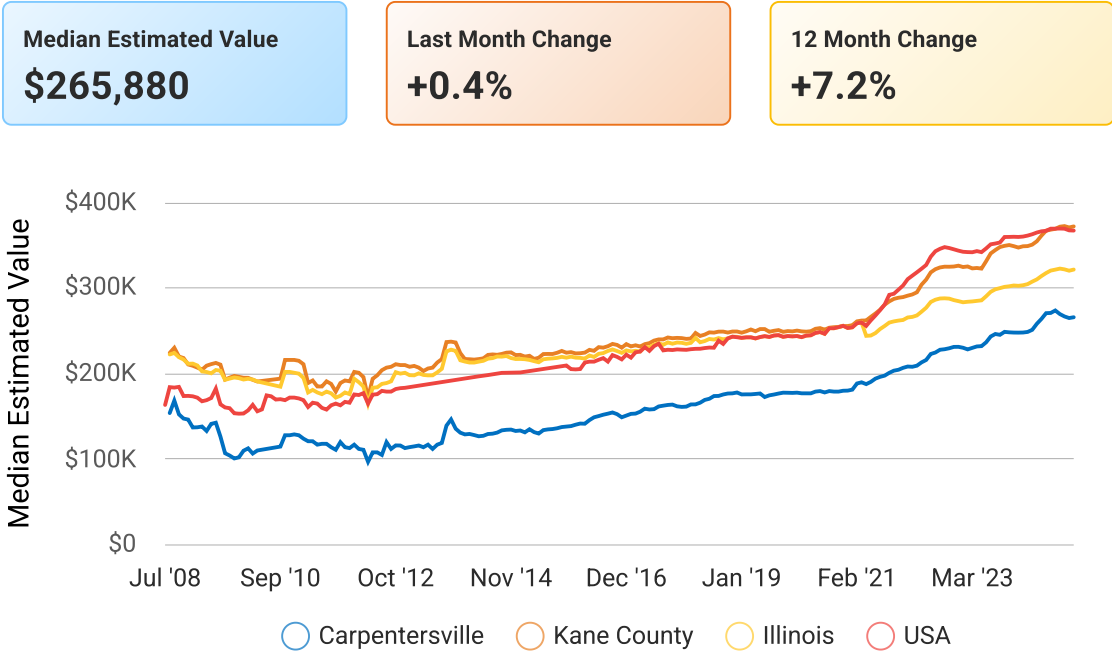
January 2025 Median Estimated Property Value

Single Family + Condo/Townhouse/Apt.

This graphic displays property estimates for a market area and a subject property, where one has been selected. Estimated property values are generated by a valuation model and are not formal appraisals.

Source: Public records, and MLS sources where licensed

Update Frequency: Monthly



Carpentersville, Illinois

Active Listings

Carpentersville, Illinois

Single Family + Condo/Townhouse/Apt.

This graphic summarizes key statistics for properties that were in an active status on the last day of each month. RPR uses list date and a derived pending date to determine if the listing was active on the last day of the month. An end-of-month snapshot of active listings helps to understand inventory levels, price points and duration on the market.

Source: Listing sources
Update Frequency: Monthly



Sold Listings

Carpentersville, Illinois

Single Family + Condo/Townhouse/Apt.

This graphic summarizes key statistics for properties that sold each month. RPR uses a derived sold date to determine when a property moved into a sold status within the given month. These statistics are important for understanding the price points on sold properties as well as the difference between the list price and sold price, which reveals whether buyers are paying over or under the asking price.

Source: Listing sources
Update Frequency: Monthly



Market Snapshot

Value and Price Changes

	Current	Last Month	Last 3 Months	Last 12 Months	Last 24 Months	Last 36 Months
Median Est. Property Value Last Updated: 1/31/2025	–	\$264,950 +0.35%	\$269,570 -1.37%	\$247,910 +7.25%	\$230,240 +15.48%	\$208,310 +27.64%
Median Sold Price Last Updated: 1/31/2025	–	\$276,250 -11.31%	\$241,250 +1.55%	\$235,000 +4.26%	\$202,500 +20.99%	\$185,000 +32.43%
Median List Price Last Updated: 1/31/2025	–	\$264,950	\$278,000	\$275,000	\$219,700	\$212,400

About this Data: Because some brokerages may choose not to include their MLS listing content within the RPR platform, the analysis contained in this report may not have been created using all the available listing data within this geographical market.

Median estimated property values are generated by a valuation model and are not formal appraisals. Valuations are based on public records and MLS data where licensed. The Metrics displayed here reflect **All Residential Single Family, Condo, Townhouse and Apartment properties** data.

Market Activity

Market Filters Selected

Sort Order: Recently updated

Maximum Properties Per Change Type: 90

Change Types: New Listings, Pending, Closed

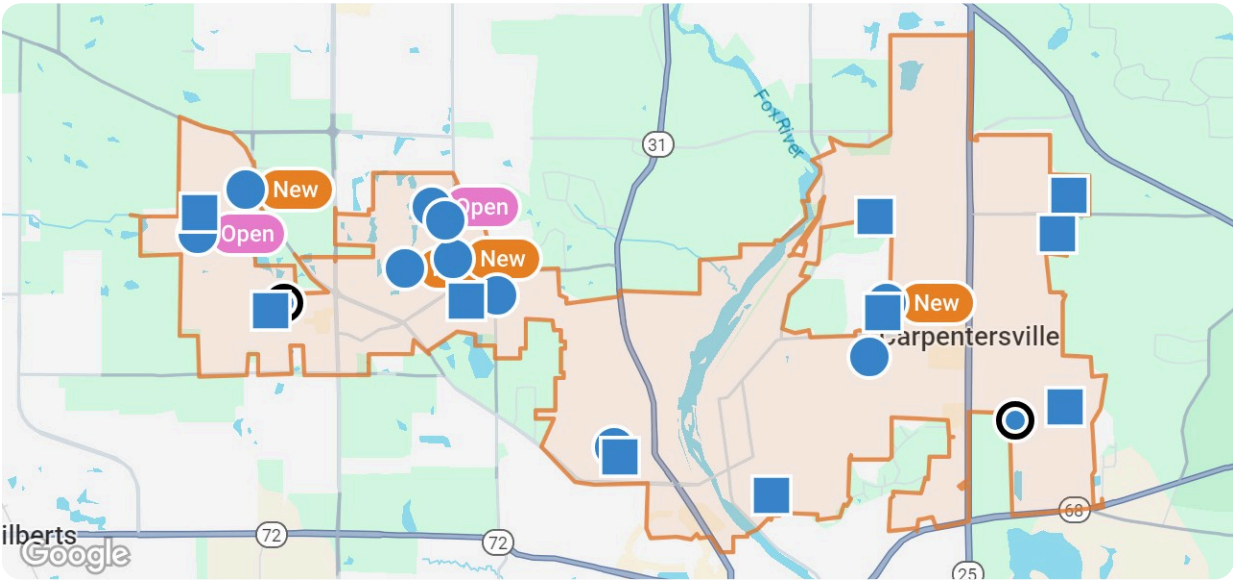
Property Types: Single Family, Condo/Townhouse/Apt

Property Features: Sale Price: Any, Lease Price: Any, Beds: 3+, Baths: 2+, Living Area: Any, Lot Size (acre): Any, Year Built: Any

Carpentersville, Illinois

Summary

For Sale Activity in the Last 3 Months



Legend

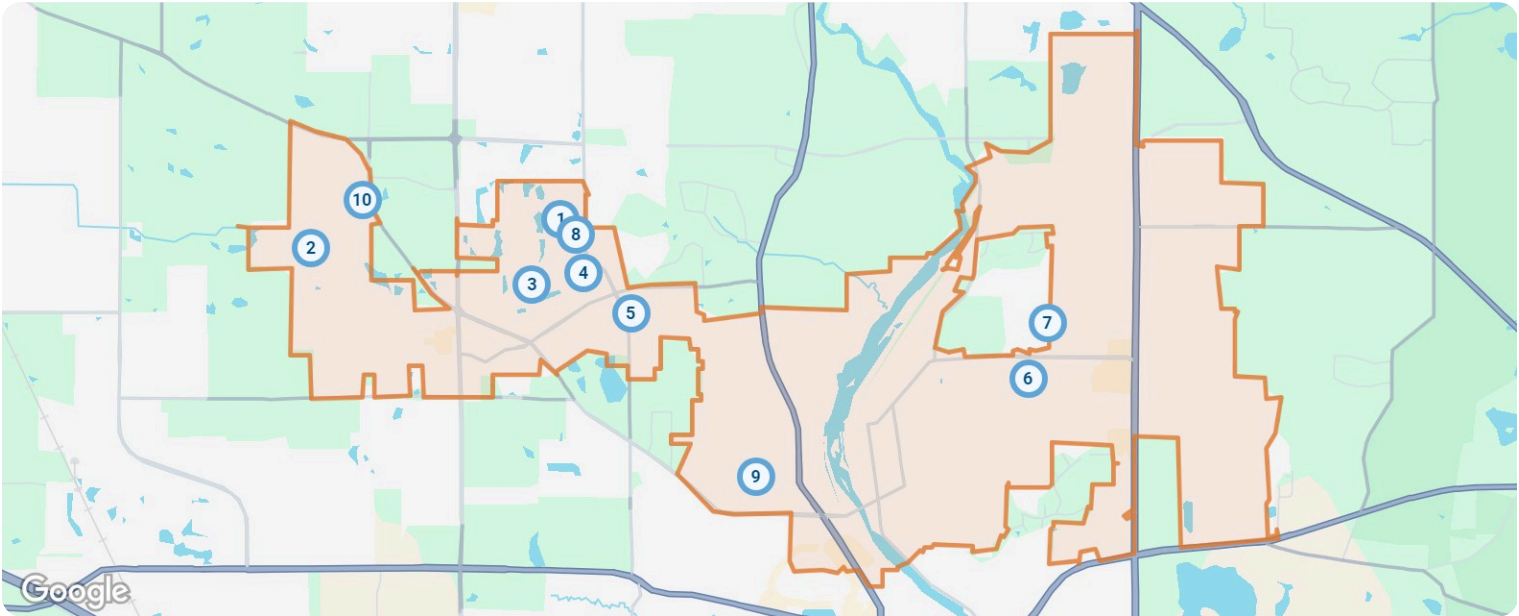
- For Sale
- For Sale Pending
- Recently Closed

	New	Pending	Closed
Number of Properties	10	2	10
Lowest Listing Price / Est.Value	\$275,000	\$274,900	\$254,000
Median Listing Price / Est.Value	\$474,950	\$302,400	\$337,500
Highest Listing Price / Est.Value	\$600,000	\$329,900	\$585,000
Average Price / sqft	\$170	\$225	\$185
Median Price / sqft	\$181	\$225	\$187
Average Days in RPR	21	50	69
Median Days in RPR	12	50	60
Total Volume	\$4,621,390	\$604,800	\$3,649,000
Source	Listings	Listings	Public Records & Listings






Property Details

New

Source: Listings

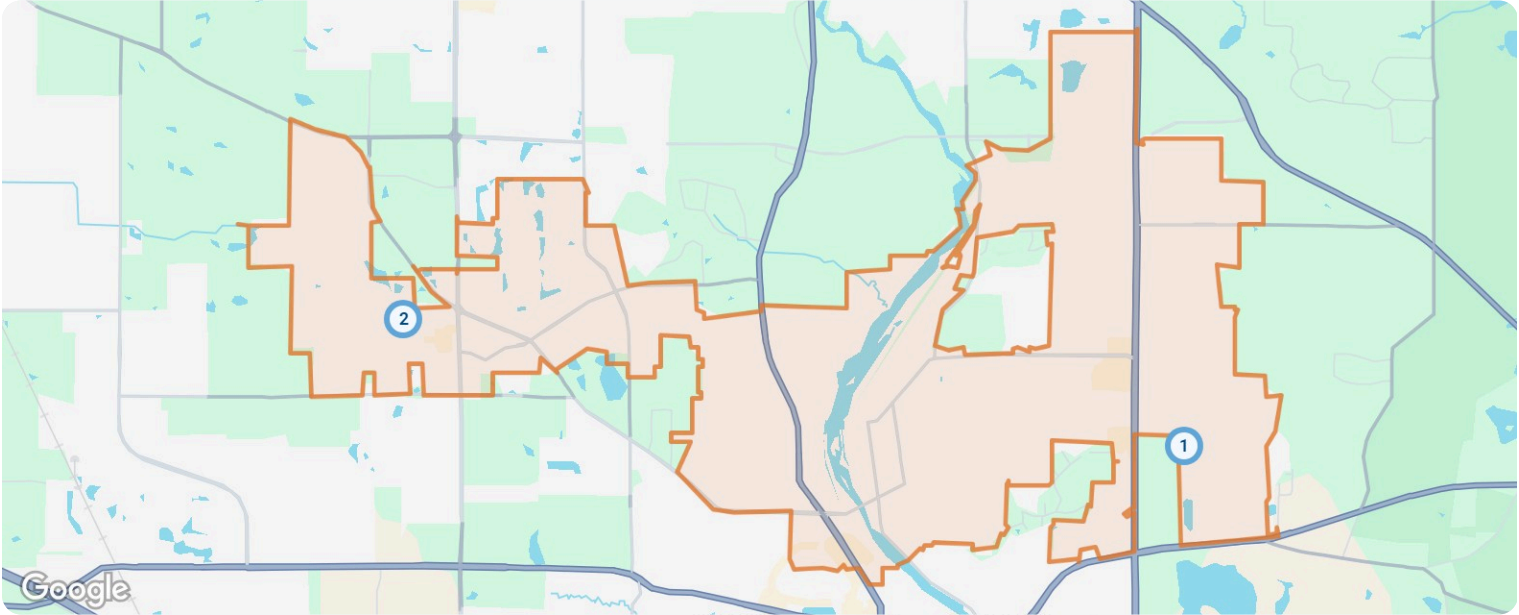


New: 10 properties		Property Type	Beds / Baths	Living Area (sq ft)	Lot Size	Year Built	List Date / Days in RPR	List Price / \$ Per Sq Ft
1	 <div>4711 Windridge Ct Carpentersville, IL 60110 MLS ID: 12282296 ● Active / For Sale <i>Listing Courtesy of Coldwell Banker Realty</i></div>	Single Family	4/3	3,100	7,196 sq ft	2001	2/12/2025 1 day	\$589,000 \$190/sq ft
2	 <div>3505 Carlisle Ln Carpentersville, IL 60110 MLS ID: 12277125 ● Active / For Sale <i>Listing Courtesy of Berkshire Hathaway HomeServices Chicago</i></div>	Single Family	4/3	2,788	10,715 sq ft	2011	1/30/2025 14 days	\$600,000 \$215/sq ft
3	 <div>6807 Highgate Rd Carpentersville, IL 60110 MLS ID: 12211236 ● Active / For Sale <i>Listing Courtesy of Berkshire Hathaway HomeServices Starck Real Estate</i></div>	Single Family	4/4	3,424	–	1999	11/15/2024 90 days	\$430,000 \$126/sq ft
4	 <div>5912 Pine Hollow Rd Carpentersville, IL 60110 MLS ID: 12285088 ● Active / For Sale <i>Listing Courtesy of Netgar Investments, Inc</i></div>	Single Family	4/3	4,000	7,840 sq ft	2000	2/5/2025 8 days	\$479,900 \$120/sq ft
5	 <div>3816 Parsons Rd Carpentersville, IL 60110 MLS ID: 12281357 ● Active Under Contract / For Sale <i>Listing Courtesy of Pleasant Homes Inc.</i></div>	Single Family	4/6	5,150	0.49 acres	2003	1/31/2025 13 days	\$559,000 \$109/sq ft

New: 10 properties		Property Type	Beds / Baths	Living Area (sq ft)	Lot Size	Year Built	List Date / Days in RPR	List Price / \$ Per Sq Ft
6	 <div>1029 Rosewood Dr Carpentersville, IL 60110 MLS ID: 12267830 ● Active Under Contract / For Sale</div> <div>Listing Courtesy of Universal Real Estate LLC</div>	Single Family	4/5	2,800	0.28 acres	2006	1/17/2025 27 days	\$489,900 \$175/sq ft
7	 <div>167 Skyline Dr Carpentersville, IL 60110 MLS ID: 12282186 ● Active / For Sale</div> <div>Listing Courtesy of Brokerocity Inc</div>	Single Family	4/2	1,470	–	1974	2/2/2025 11 days	\$298,600 \$203/sq ft
8	 <div>4601 Windstar Cir Carpentersville, IL 60110 MLS ID: 12284661 ● Active Under Contract / For Sale</div> <div>Listing Courtesy of Keller Williams North Shore West</div>	Single Family	4/3	2,500	–	2001	2/5/2025 8 days	\$429,990 \$172/sq ft
9	 <div>307 Spring Point Dr Carpentersville, IL 60110 MLS ID: 12285896 ● Active Under Contract / For Sale</div> <div>Listing Courtesy of RE/MAX Plaza</div>	Condo/Townhouse/Apt.	3/2	1,336	–	2001	2/6/2025 7 days	\$275,000 \$206/sq ft
10	 <div>3210 Drury Ln Carpentersville, IL 60110 MLS ID: 12269783 ● Active / For Sale</div> <div>Listing Courtesy of eXp Realty, LLC</div>	Single Family	4/3	2,500	–	2007	1/13/2025 31 days	\$470,000 \$188/sq ft

Pending

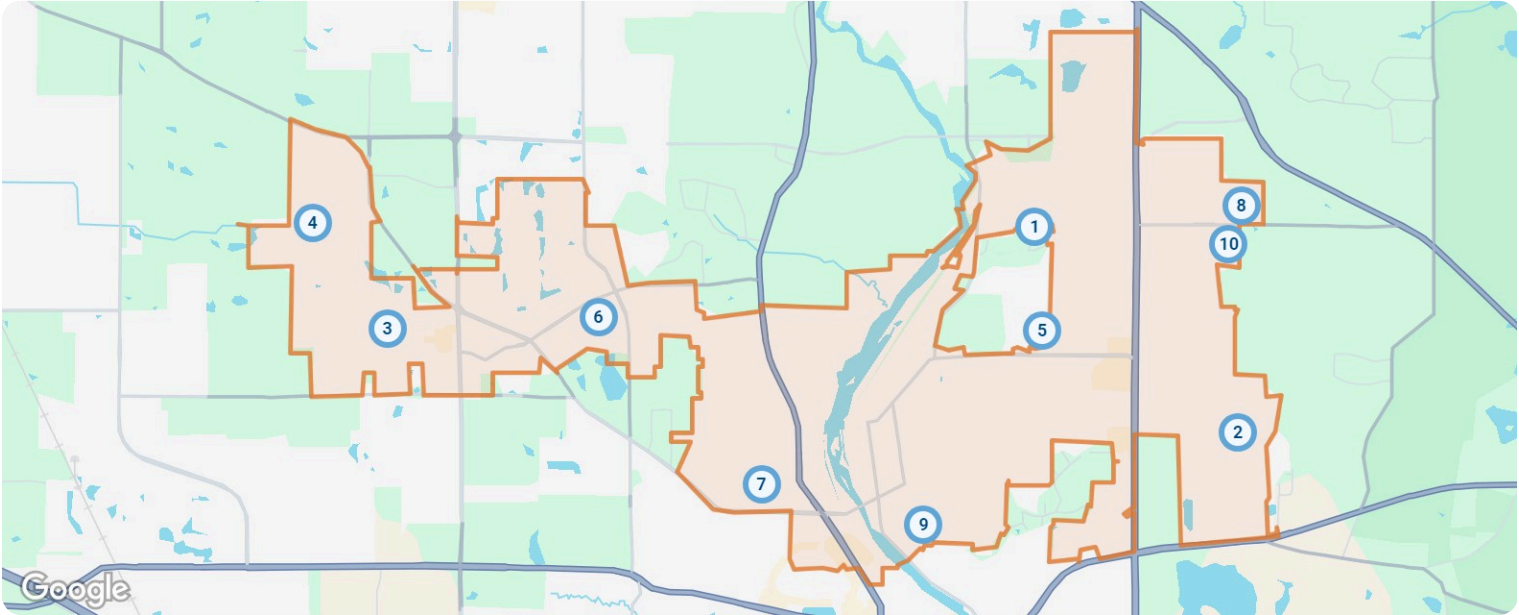
Source: Listings






Pending: 2 properties		Property Type	Beds / Baths	Living Area (sq ft)	Lot Size / Year Built	List Date	List Price / \$ Per Sq Ft	Pending Date / Days in RPR
1		415 Hoover Dr Carpentersville, IL 60110 MLS ID: 12256104 Pending / For Sale	Single Family	3/2	1,075	– 1958	12/13/2024 \$274,900 \$256/sq ft	1/18/2025 62 days
Listing Courtesy of Century 21 Langos & Christian								
2		1528 Meadowsedge Ln Carpentersville, IL 60110 MLS ID: 12266593 Pending / For Sale	Single Family	3/3	1,700	– 1998	1/7/2025 \$329,900 \$194/sq ft	1/11/2025 37 days
Listing Courtesy of Hometown Real Estate								

Closed

Source: Public Records and Listings










Closed: 10 properties		Property Type	Beds / Baths	Living Area (sq ft)	Lot Size / Year Built	Closed Date / Days in RPR	Closed Price / \$ Per Sq Ft	List to Sold Price %
1		301 Deerpath Ln Carpentersville, IL 60110 MLS ID: 12222657 Closed / For Sale	Single Family	3/2	2,208	– 1977	2/10/2025 67 days \$280,000 \$127/sq ft	↓ 5.05%
Courtesy of GREAT HOMES REAL ESTATE, INC.								
2		7023 Lowell Dr Carpentersville, IL 60110 MLS ID: 12267931 Closed / For Sale	Single Family	3/2	1,628	– 1961	2/7/2025 28 days \$254,000 \$156/sq ft	↓ 0.39%
Courtesy of Keller Williams Success Realty								
3		2311 Woodside Dr Carpentersville, IL 60110 MLS ID: 12223341 Closed / For Sale	Single Family	3/4	2,804	9,583 sq ft 1996	1/29/2025 48 days \$450,000 \$160/sq ft	↓ 2.15%
Courtesy of Baird & Warner Real Estate - Algonquin								

Market Activity Report

Carpentersville, Illinois

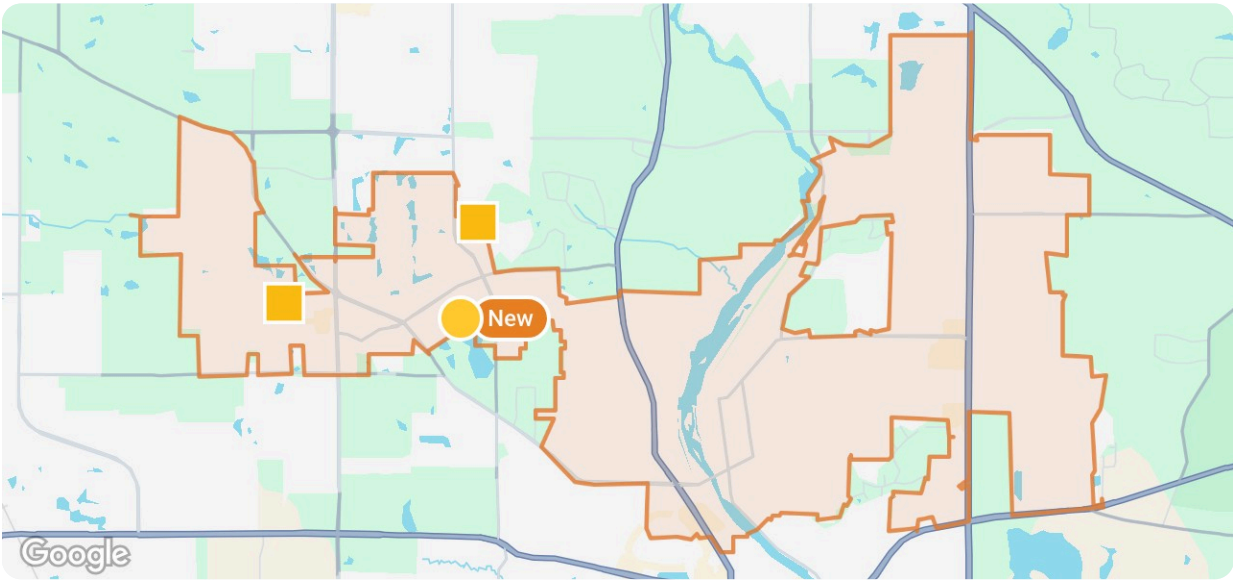


Closed: 10 properties		Property Type	Beds / Baths	Living Area (sq ft)	Lot Size / Year Built	Closed Date / Days in RPR	Closed Price / \$ Per Sq Ft	List to Sold Price %
4	 3522 Langston Ln Carpentersville, IL 60110 MLS ID: 12173335 Closed / For Sale <i>Courtesy of RE/MAX Suburban</i>	Single Family	5/3	3,136	0.49 acres 2009	11/18/2024 48 days	\$585,000 \$187/sq ft	↑ 1.74%
5	 140 Skyline Dr Carpentersville, IL 60110 MLS ID: 12151952 Closed / For Sale <i>Courtesy of Keller Williams Success Realty</i>	Single Family	4/2	1,560	0.32 acres 1974	11/22/2024 84 days	\$290,000 \$186/sq ft	—
6	 5415 Alexandria Ln Carpentersville, IL 60110 MLS ID: 12186315 Closed / For Sale <i>Courtesy of North Shore Prestige Realty</i>	Single Family	4/3	2,208	8,712 sq ft 2000	11/27/2024 47 days	\$425,000 \$192/sq ft	↓ 2.3%
7	 314 Anchor Dr Carpentersville, IL 60110 MLS ID: 12193654 Closed / For Sale <i>Courtesy of CENTURY 21 New Heritage</i>	Single Family	3/2	1,668	7,440 sq ft 1990	12/13/2024 53 days	\$350,000 \$210/sq ft	↓ 2.78%
8	 517 Apache Ave Carpentersville, IL 60110 MLS ID: 12198391 Closed / For Sale <i>Courtesy of Universal Real Estate LLC</i>	Single Family	3/2	1,628	– 1957	1/17/2025 81 days	\$325,000 \$200/sq ft	↓ 4.38%
9	 105 Carpenter Blvd Carpentersville, IL 60110 MLS ID: 12148735 Closed / For Sale <i>Courtesy of Zamudio Realty Group</i>	Single Family	3/2	1,278	740 sq ft 1951	12/5/2024 99 days	\$315,000 \$246/sq ft	↓ 1.56%
10	 909 Cortney Dr Carpentersville, IL 60110 MLS ID: 12129518 Closed / For Sale <i>Courtesy of Global Ruben's Team Realty</i>	Single Family	3/3	—	– 1994	12/18/2024 135 days	\$375,000 —/sq ft	↓ 2.5%



Summary

For Lease Activity in the Last 3 Months



Legend

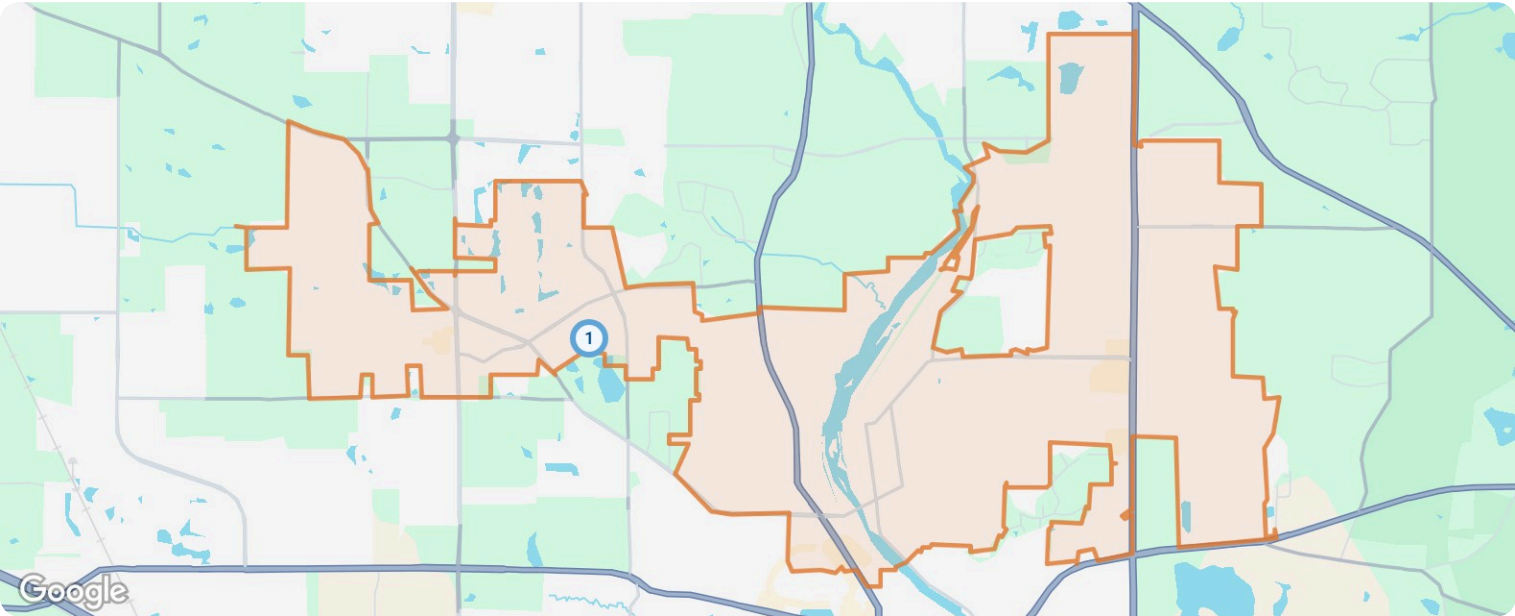
- For Lease
- Recently Leased


	New	Closed
Number of Properties	1	2
Lowest Listing Price / Est.Value	\$3,400	–
Median Listing Price / Est.Value	\$3,400	–
Highest Listing Price / Est.Value	\$3,400	–
Average Price / sqft	\$1	–
Median Price / sqft	\$1	–
Average Days in RPR	48	58
Median Days in RPR	48	58
Total Volume	\$3,400	–
Source	Listings	Public Records & Listings

Property Details

New

Source: Listings



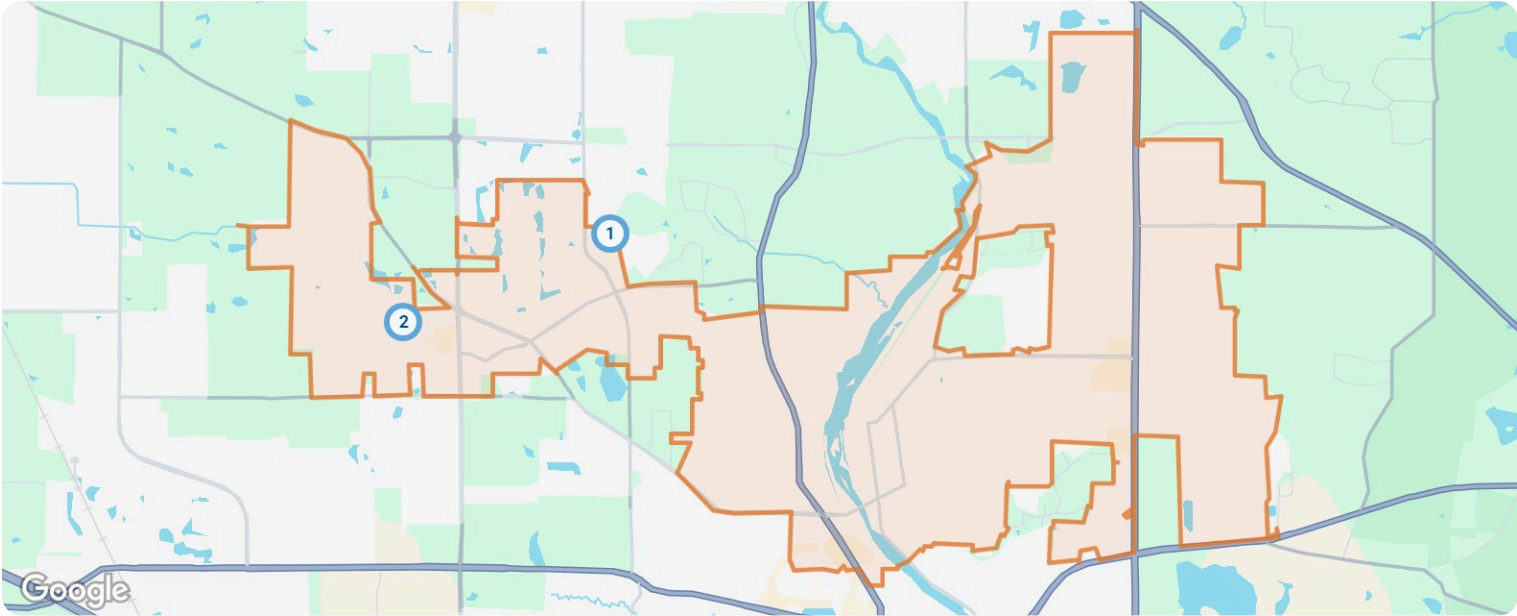
New: 1 properties		Property Type	Beds / Baths	Living Area (sq ft)	Lot Size	Year Built	List Date / Days in RPR	List Price / \$ Per Sq Ft
1	 <div>3057 Shenandoah Dr Carpentersville, IL 60110 MLS ID: 12260949 ● Active / For Lease</div> <div>Courtesy of EMIREI Real Estate Agency</div>	Single Family	4/3	2,800	–	2000	12/27/2024 48 days	\$3,400 mo. \$1/sq ft


Carpentersville, Illinois



Closed

Source: Public Records and Listings



Closed: 2 properties		Property Type	Beds / Baths	Living Area (sq ft)	Lot Size / Year Built	Closed Date / Days in RPR	Closed Price / \$ Per Sq Ft	List to Sold Price %
1	<div></div> <div>3538 Blue Ridge Ct Carpentersville, IL 60110 MLS ID: 12150597 <div><div></div> Closed / For Lease</div></div>	Single Family	3/3	1,634	– 2001	12/9/2024 102 days	– \$1/sq ft	–
Courtesy of RE/MAX Horizon								
2	<div></div> <div>1518 Meadowsedge Ln Carpentersville, IL 60110 MLS ID: 12222674 <div><div></div> Closed / For Lease</div></div>	Single Family	3/3	1,465	– 1998	12/20/2024 13 days	– \$2/sq ft	–
Courtesy of Baird & Warner Fox Valley - Geneva								



About RPR

- RPR® is the nation's largest property database, exclusively for REALTORS®. It empowers REALTORS® to help buyers and sellers make informed decisions, backed by a real estate database covering more than 160 million residential and commercial properties in the United States.
- RPR is a wholly owned subsidiary of the National Association of REALTORS® and a member benefit to REALTORS®.
- RPR's data sources range from MLSs and county-level tax and assessment offices, to the U.S. Census and FEMA, to specialty data set providers such as Esri (consumer data), Niche (school information) and Precisely (geographic boundaries).

Learn More

For more information about RPR, please visit RPR's public website: <https://blog.narrpr.com>

