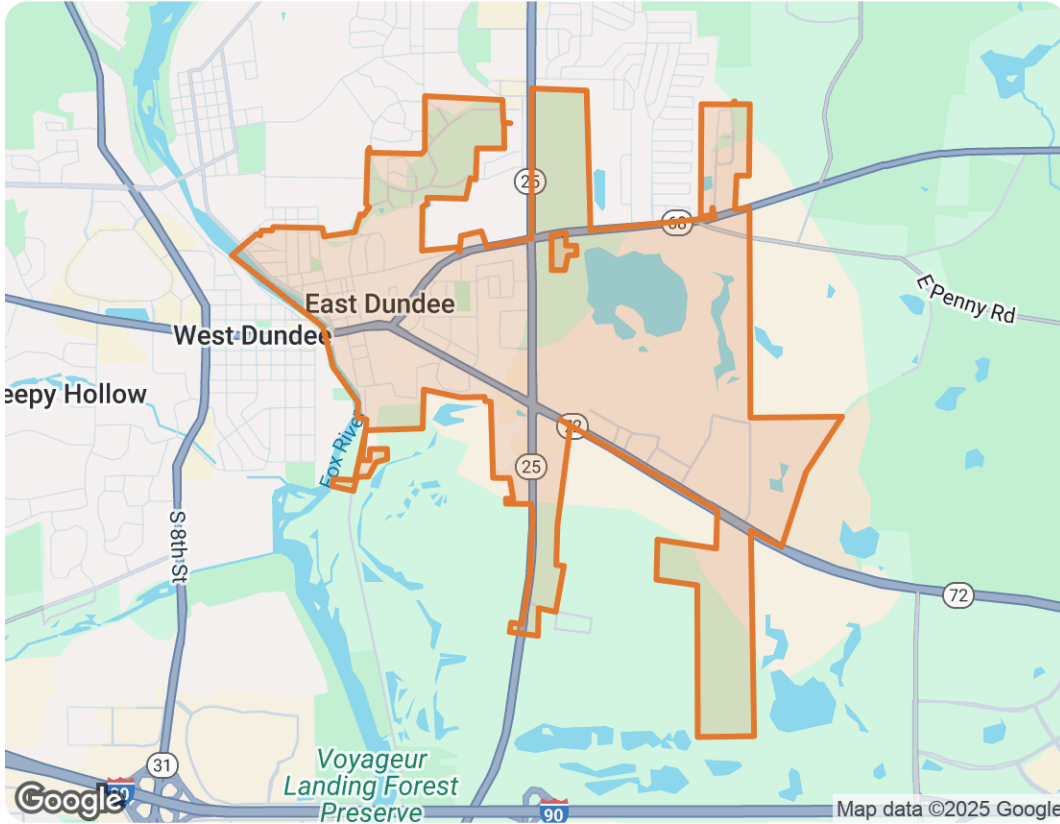


East Dundee, Illinois



Nicholas Kein

SRES

📞 Work (630) 405-3855 | 📞 Work (630) 405-3855

✉️ nick@Kombrink.com

🌐 www.onesourcesells.com



Market Trends

Market Trends for East Dundee, Illinois

Single Family + Condo/Townhouse/Apt.

Market Type

Seller's Market

Balanced Market

Buyer's Market

Key Details

Months of Inventory	Sold to List Price %	Median Days in RPR	Median Sold Price
—	100.4%	15	\$301,250
	↑ 1.34% MoM	↑ 50% MoM	↓ 11.4% MoM

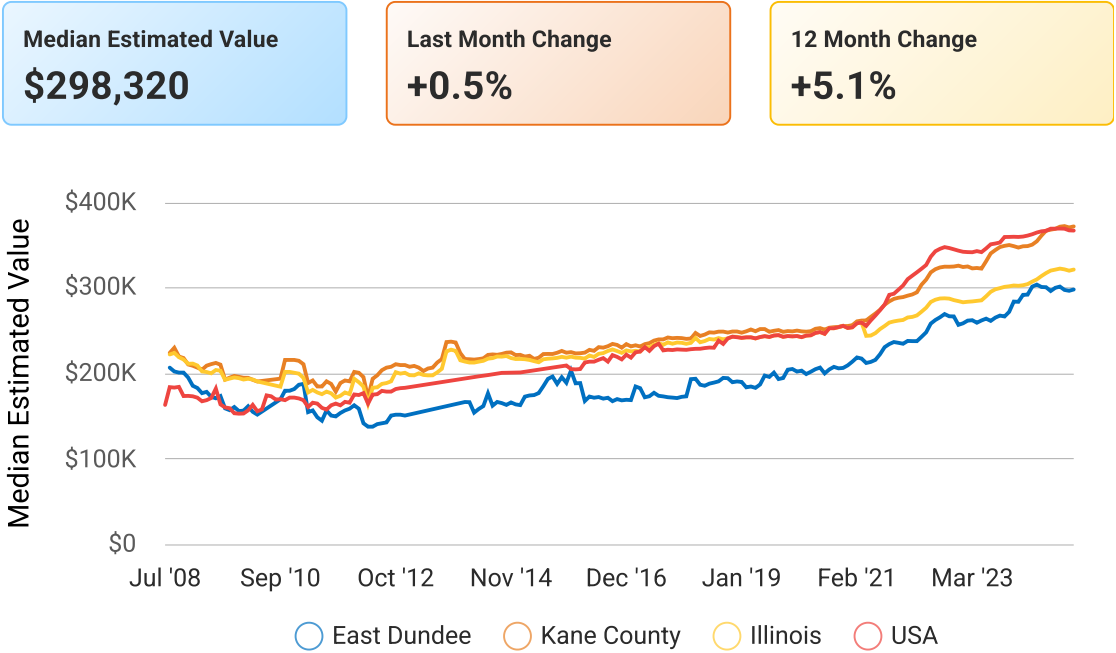
January 2025 Median Estimated Property Value

Single Family + Condo/Townhouse/Apt.

This graphic displays property estimates for a market area and a subject property, where one has been selected. Estimated property values are generated by a valuation model and are not formal appraisals.

Source: Public records, and MLS sources where licensed

Update Frequency: Monthly



Active Listings

East Dundee, Illinois

Single Family + Condo/Townhouse/Apt.

This graphic summarizes key statistics for properties that were in an active status on the last day of each month. RPR uses list date and a derived pending date to determine if the listing was active on the last day of the month. An end-of-month snapshot of active listings helps to understand inventory levels, price points and duration on the market.

Source: Listing sources
Update Frequency: Monthly



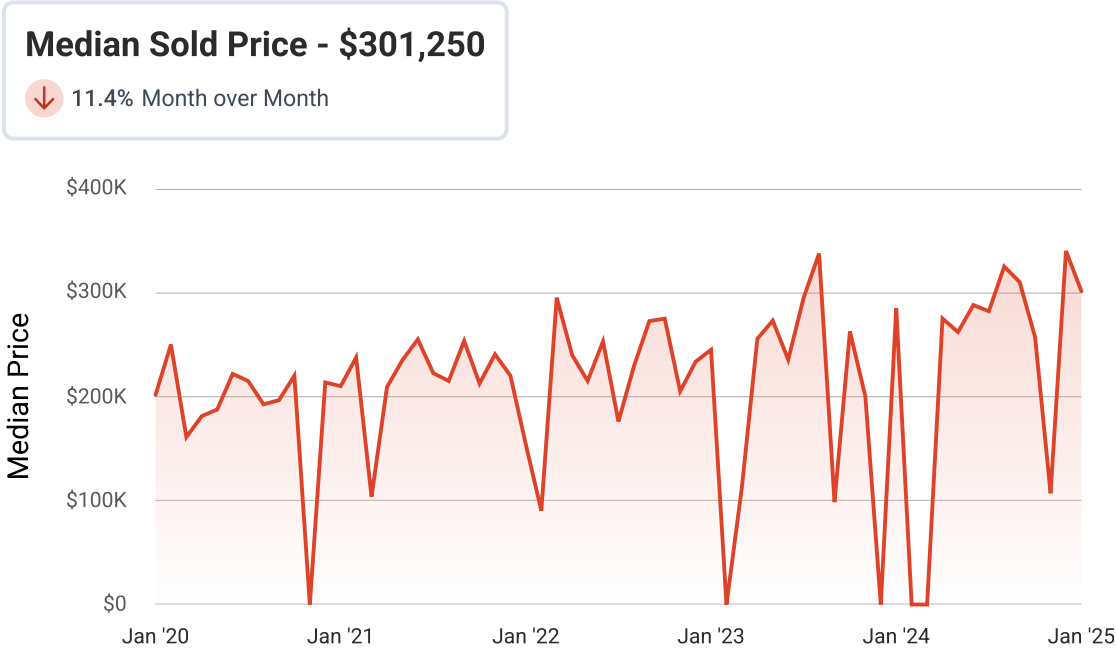
Sold Listings

East Dundee, Illinois

Single Family + Condo/Townhouse/Apt.

This graphic summarizes key statistics for properties that sold each month. RPR uses a derived sold date to determine when a property moved into a sold status within the given month. These statistics are important for understanding the price points on sold properties as well as the difference between the list price and sold price, which reveals whether buyers are paying over or under the asking price.

Source: Listing sources
Update Frequency: Monthly



Market Snapshot

Value and Price Changes

	Current	Last Month	Last 3 Months	Last 12 Months	Last 24 Months	Last 36 Months
Median Est. Property Value Last Updated: 1/31/2025	–	\$296,790 +0.52%	\$301,700 -1.12%	\$283,900 +5.08%	\$258,790 +15.27%	\$238,210 +25.23%
Median Sold Price Last Updated: 1/31/2025	–	\$315,000 -19.84%	\$180,000 +40.28%	\$191,000 +32.2%	\$245,000 +3.06%	\$150,000 +68.33%
Median List Price Last Updated: 1/31/2025	–	–	\$347,000	\$299,500	\$239,600	\$215,000

About this Data: Because some brokerages may choose not to include their MLS listing content within the RPR platform, the analysis contained in this report may not have been created using all the available listing data within this geographical market.

Median estimated property values are generated by a valuation model and are not formal appraisals. Valuations are based on public records and MLS data where licensed. The Metrics displayed here reflect **All Residential Single Family, Condo, Townhouse and Apartment properties** data.

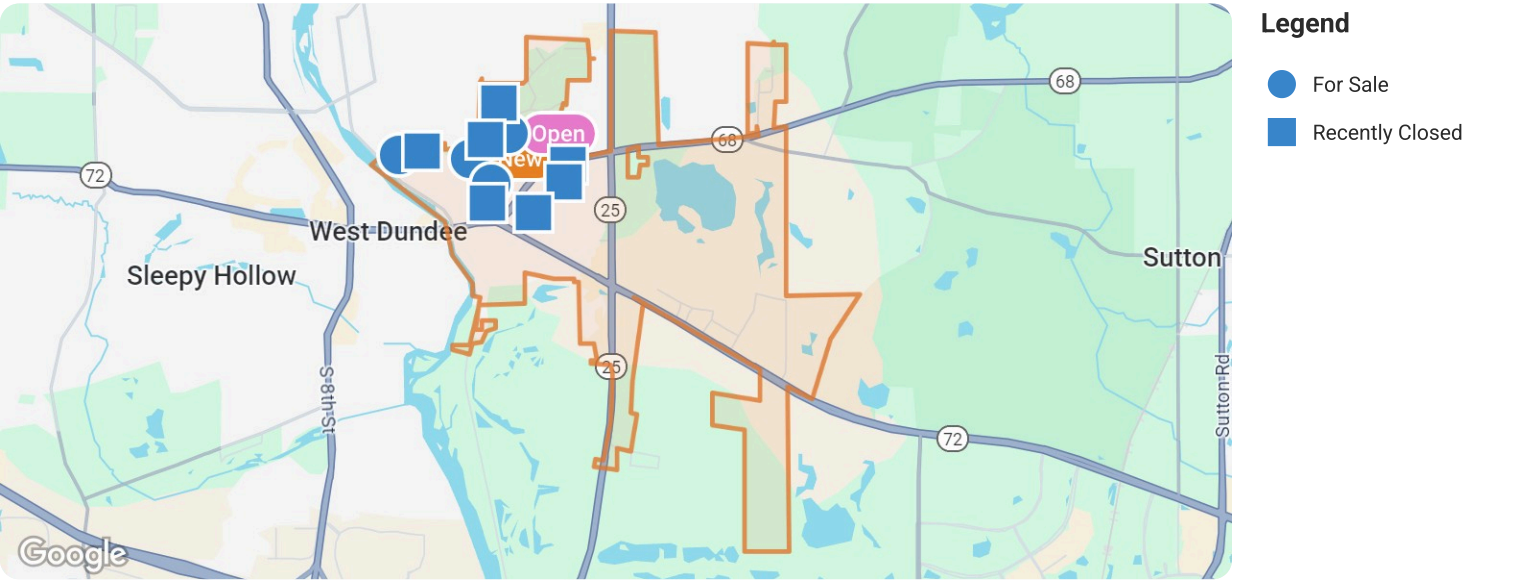
Market Activity

Market Filters Selected

Sort Order: Recently updated
Maximum Properties Per Change Type: 90
Change Types: New Listings, Pending, Closed
Property Types: Single Family, Condo/Townhouse/Apt
Property Features: Sale Price: Any, Lease Price: Any, Beds: 3+, Baths: 2+, Living Area: Any, Lot Size (acre): Any, Year Built: Any

Summary

For Sale Activity in the Last 3 Months

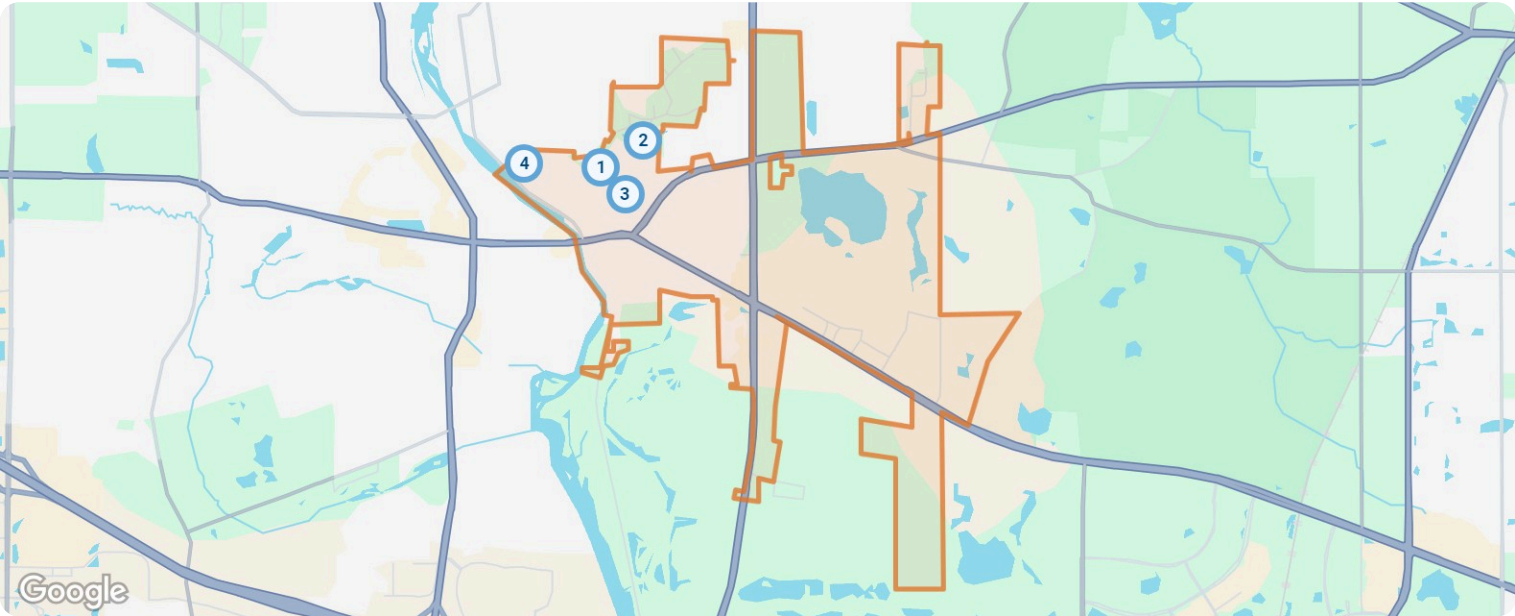


	New	Closed
Number of Properties	4	7
Lowest Listing Price / Est.Value	\$349,900	\$312,500
Median Listing Price / Est.Value	\$409,450	\$395,900
Highest Listing Price / Est.Value	\$565,000	\$535,000
Average Price / sqft	\$172	\$210
Median Price / sqft	\$170	\$196
Average Days in RPR	26	59
Median Days in RPR	32	59
Total Volume	\$1,733,800	\$2,925,900
Source	Listings	Public Records & Listings

Property Details

New

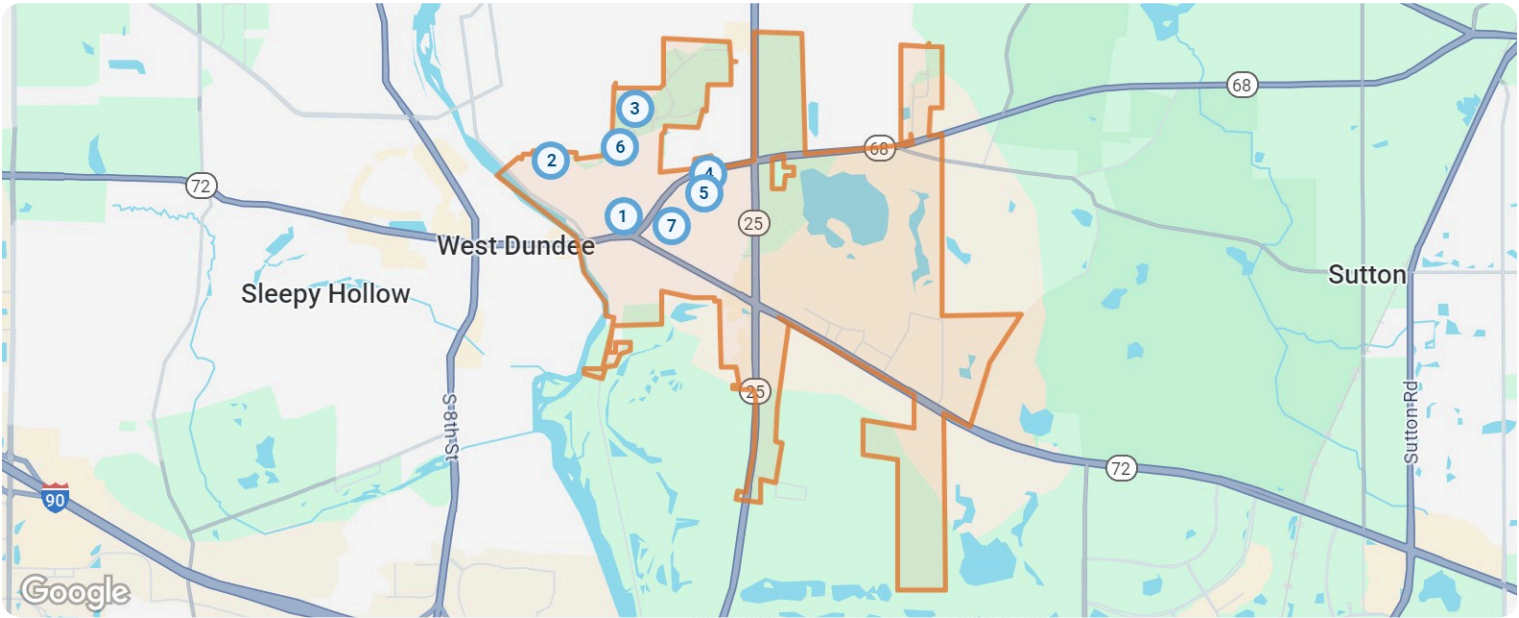
Source: Listings





New: 4 properties		Property Type	Beds / Baths	Living Area (sq ft)	Lot Size	Year Built	List Date / Days in RPR	List Price / \$ Per Sq Ft
1	 <div>424 N Van Buren St East Dundee, IL 60118 MLS ID: 12265656 ● Active / For Sale</div> <div>Listing Courtesy of Casablanca</div>	Single Family	5/3	2,884	0.53 acres	1942	1/6/2025 38 days	\$443,900 \$154/sq ft
2	 <div>449 Roslyn Rd East Dundee, IL 60118 MLS ID: 12285911 ● Active / For Sale</div> <div>Listing Courtesy of Compass</div>	Single Family	5/3	3,896	8,712 sq ft	1987	2/10/2025 3 days	\$565,000 \$145/sq ft
3	 <div>432 Barrington Ave East Dundee, IL 60118 MLS ID: 12262200 ● Active Under Contract / For Sale</div> <div>Listing Courtesy of Compass</div>	Single Family	3/2	2,012	0.43 acres	1879	1/10/2025 34 days	\$375,000 \$186/sq ft
4	 <div>17 Lincoln Ave East Dundee, IL 60118 MLS ID: 12271571 ● Active Under Contract / For Sale</div> <div>Listing Courtesy of Baird & Warner Real Estate - Algonquin</div>	Single Family	3/3	1,722	–	1970	1/14/2025 30 days	\$349,900 \$203/sq ft

Closed

Source: Public Records and Listings



Closed: 7 properties		Property Type	Beds / Baths	Living Area (sq ft)	Lot Size / Year Built	Closed Date / Days in RPR	Closed Price / \$ Per Sq Ft	List to Sold Price %
1	 <div>416 Hill St East Dundee, IL 60118 MLS ID: 12191260 Closed / For Sale</div> <div>Courtesy of Casablanca</div>	Single Family	5/4	2,272	0.42 acres 1889	1/13/2025 88 days	\$445,000 \$196/sq ft	↓ 1.11%
2	 <div>307 E 2nd St East Dundee, IL 60118 MLS ID: 12198402 Closed / For Sale</div> <div>Courtesy of Keller Williams Thrive</div>	Single Family	4/3	2,047	7,753 sq ft 1895	2/3/2025 62 days	\$395,900 \$193/sq ft	↑ 2.59%
3	 <div>602 Ashland Ave East Dundee, IL 60118 MLS ID: 12170086 Closed / For Sale</div> <div>Courtesy of Keller Williams North Shore West</div>	Single Family	4/3	2,887	0.45 acres 1988	12/6/2024 58 days	\$517,500 \$179/sq ft	↓ 5.74%
4	 <div>614 Barrington Ave East Dundee, IL 60118 MLS ID: 12200413 Closed / For Sale</div> <div>Courtesy of Realty Executives Cornerstone</div>	Single Family	3/2	1,299	0.45 acres 1956	12/10/2024 33 days	\$340,000 \$262/sq ft	↑ 4.65%
5	 <div>121 Howard Ave East Dundee, IL 60118 MLS ID: 12206979 Closed / For Sale</div> <div>Courtesy of RE/MAX All Pro - St Charles</div>	Single Family	3/2	1,252	9,147 sq ft 1955	1/31/2025 59 days	\$312,500 \$250/sq ft	↑ 4.52%

Closed: 7 properties		Property Type	Beds / Baths	Living Area (sq ft)	Lot Size / Year Built	Closed Date / Days in RPR	Closed Price / \$ Per Sq Ft	List to Sold Price %
6	 415 Roslyn Rd East Dundee, IL 60118 MLS ID: 12190847 Closed / For Sale <i>Courtesy of Compass</i>	Single Family	4/3	3,210	0.42 acres 2000	12/16/2024 60 days	\$535,000 \$167/sq ft	↓ 2.73%
7	 507 Wendt Ave East Dundee, IL 60118 MLS ID: 12194278 Closed / For Sale <i>Courtesy of RE/MAX All Pro - St Charles</i>	Single Family	3/3	1,689	0.41 acres 1972	12/13/2024 50 days	\$380,000 \$225/sq ft	↑ 1.33%

About RPR

- RPR® is the nation's largest property database, exclusively for REALTORS®. It empowers REALTORS® to help buyers and sellers make informed decisions, backed by a real estate database covering more than 160 million residential and commercial properties in the United States.
- RPR is a wholly owned subsidiary of the National Association of REALTORS® and a member benefit to REALTORS®.
- RPR's data sources range from MLSs and county-level tax and assessment offices, to the U.S. Census and FEMA, to specialty data set providers such as Esri (consumer data), Niche (school information) and Precisely (geographic boundaries).

Learn More

For more information about RPR, please visit RPR's public website: <https://blog.narrpr.com>

