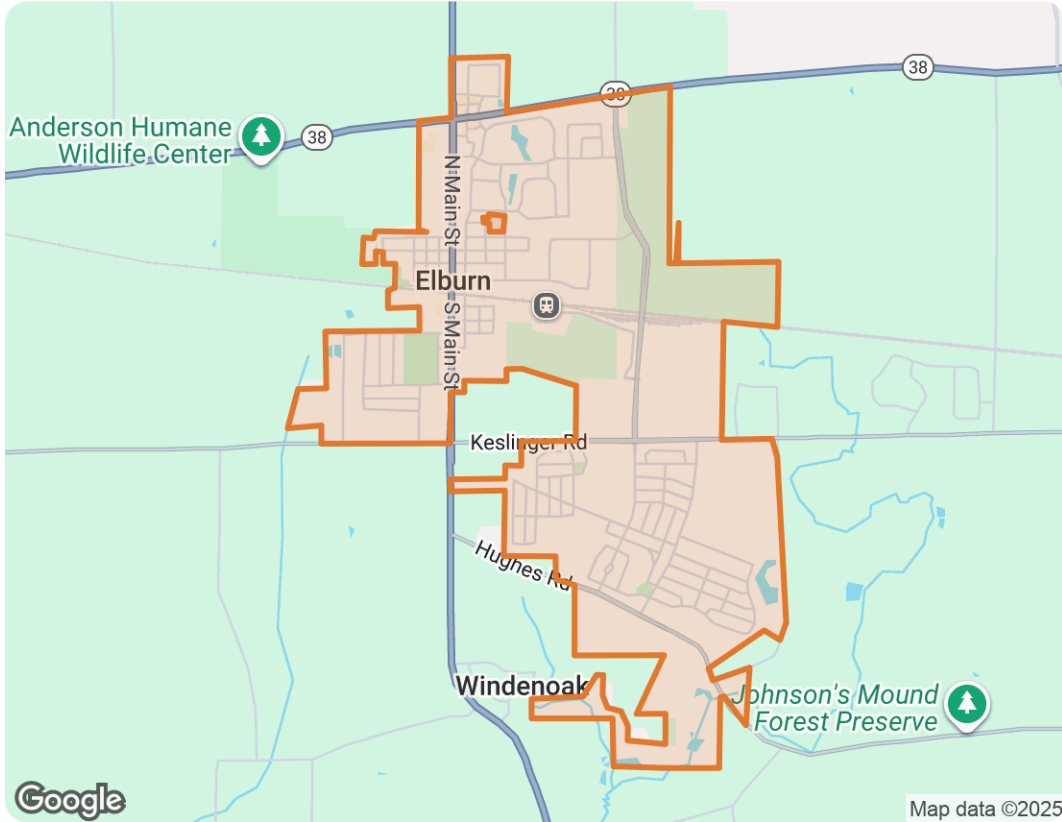


Elburn, Illinois



Nicholas Kein

ABR, SRES

📞 Work (630) 405-3855 | 📞 Work (630) 405-3855

✉️ nick@Kombrink.com

🌐 www.onesourcesells.com



Market Trends

Market Trends for Elburn, Illinois

Single Family + Condo/Townhouse/Apt.

September 2025

Market Type

Seller's Market

Balanced Market

Buyer's Market

Key Details

Months of Inventory

1.8

Sold to List Price %

—

Median Days in RPR

—

Median Sold Price

—

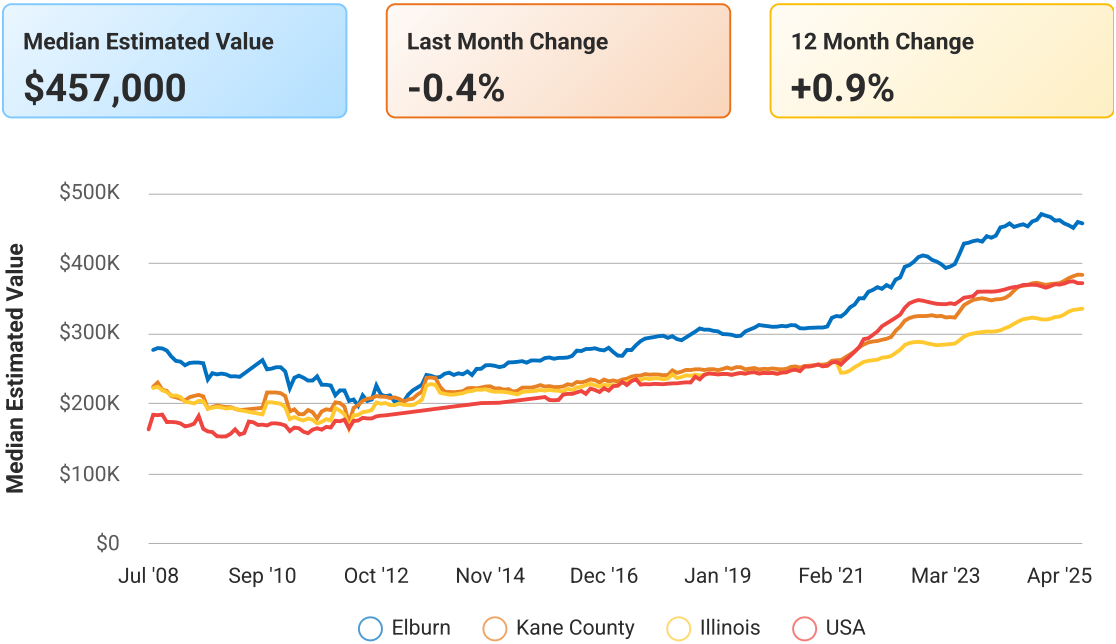
September 2025 Median Estimated Property Value

Single Family + Condo/Townhouse/Apt.

This graphic displays property estimates for a market area and a subject property, where one has been selected. Estimated property values are generated by a valuation model and are not formal appraisals.

Source: Public records, and MLS sources where licensed

Update Frequency: Monthly



September 2025 Active Listings

Elburn, Illinois

Single Family + Condo/Townhouse/Apt.

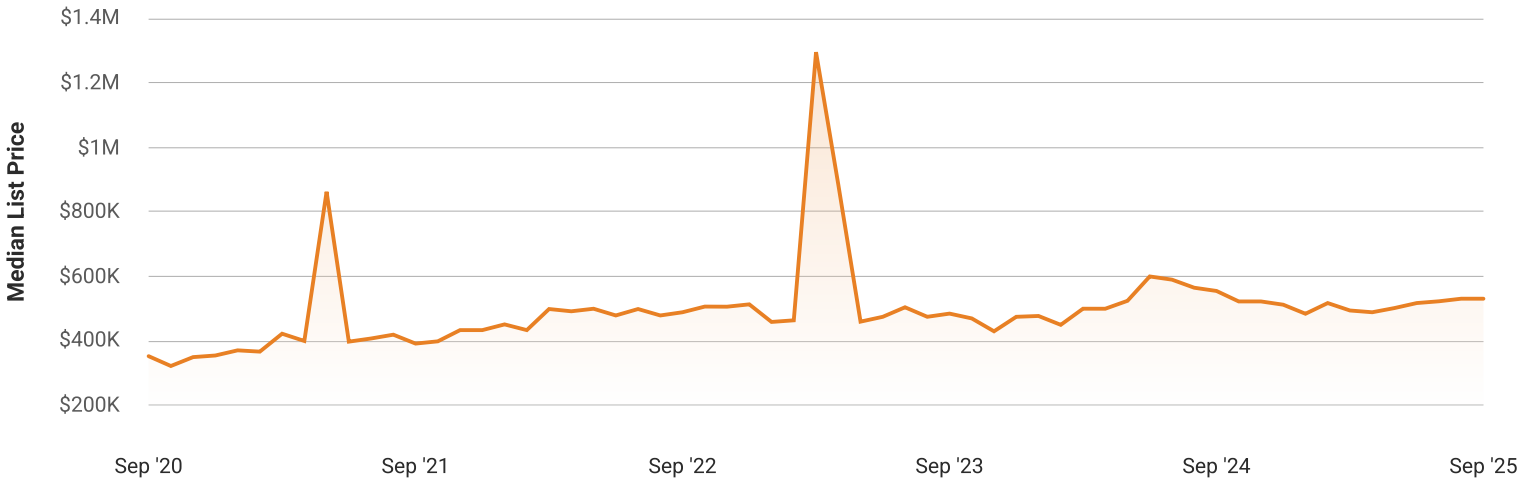
This graphic summarizes key statistics for properties that were in an active status on the last day of each month. RPR uses list date and a derived pending date to determine if the listing was active on the last day of the month. An end-of-month snapshot of active listings helps to understand inventory levels, price points and duration on the market.

Source: Listing sources

Update Frequency: Monthly

Median List Price - \$530,990

0% Month over Month



Sold Listings

Elburn, Illinois

Single Family + Condo/Townhouse/Apt.

This graphic summarizes key statistics for properties that sold each month. RPR uses a derived sold date to determine when a property moved into a sold status within the given month. These statistics are important for understanding the price points on sold properties as well as the difference between the list price and sold price, which reveals whether buyers are paying over or under the asking price.

Source: Listing sources
Update Frequency: Monthly

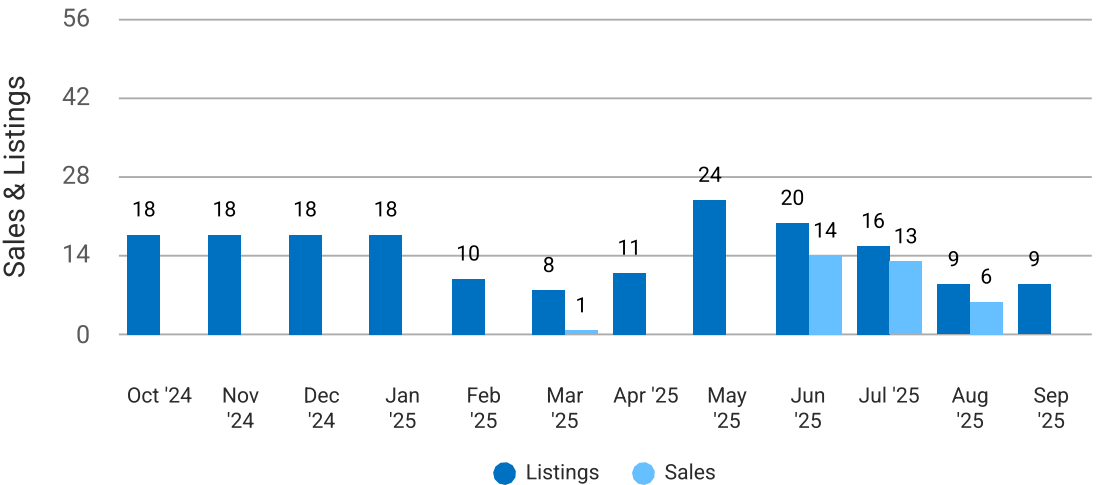


Total Sales and Active Listings

Single Family + Condo/Townhouse/Apt.

This graph compares the number of sales with the number of active listings in the local market.

Source: MLS data where licensed
Update Frequency: Monthly



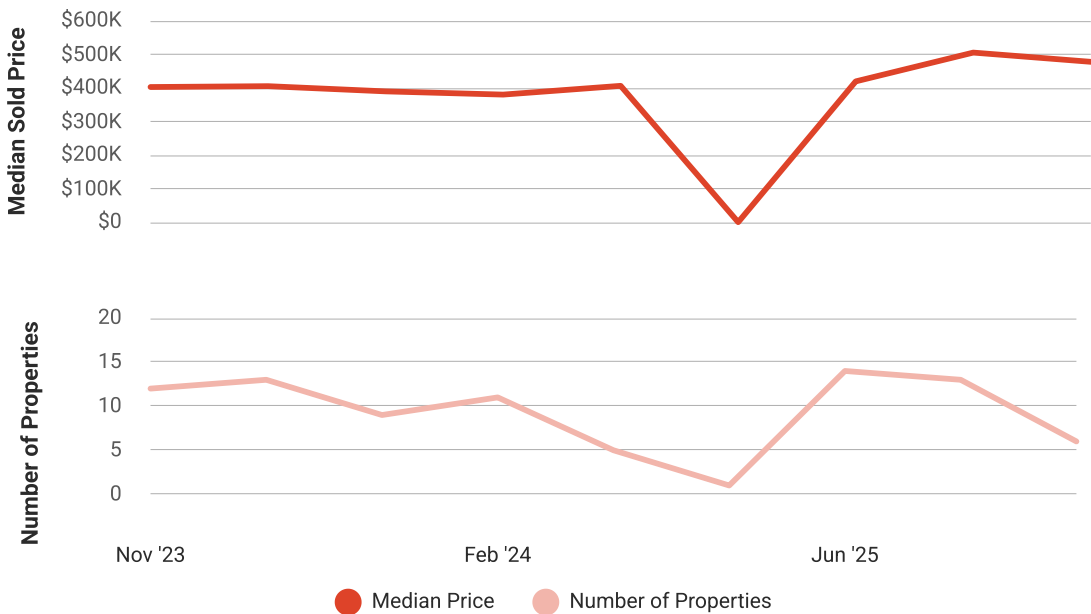
Median Sold Price vs Sold Listings

Single Family + Condo/Townhouse/Apt.

This chart compares the trend of median sold price and number of sold listings for the given location.

Source: Listing Data

Update Frequency: Monthly



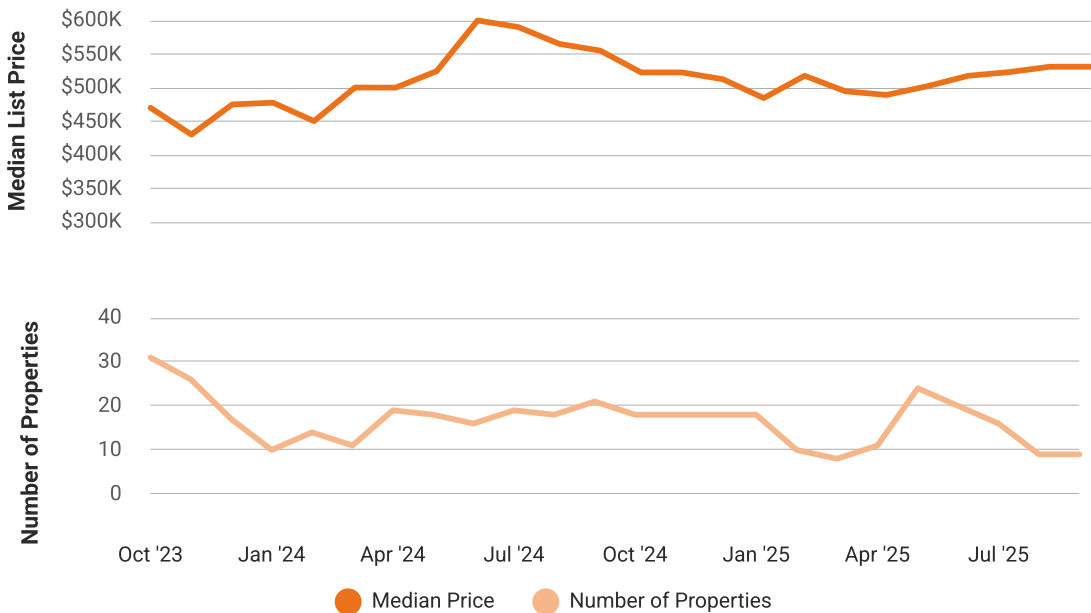
Median List Price vs Active Listings

Single Family + Condo/Townhouse/Apt.

This chart compares the trend of median list price and number of active properties for the given location.

Source: Listing Data

Update Frequency: Monthly



Market Snapshot

Value and Price Changes

	Current	Last Month	Last 3 Months	Last 12 Months	Last 24 Months	Last 36 Months
Median Est. Property Value Last Updated: 9/30/2025	\$457,000	\$459,060 -0.45%	\$454,310 +0.59%	\$452,780 +0.93%	\$431,720 +5.86%	\$409,000 +11.74%
Median Sold Price Last Updated: 9/30/2025	–	\$477,500	\$419,250	–	–	–
Median List Price Last Updated: 9/30/2025	\$530,990	\$530,990 0%	\$517,490 +2.61%	\$555,000 -4.33%	\$484,800 +9.53%	\$489,037 +8.58%

About this Data: Because some brokerages may choose not to include their MLS listing content within the RPR platform, the analysis contained in this report may not have been created using all the available listing data within this geographical market.

Median estimated property values are generated by a valuation model and are not formal appraisals. Valuations are based on public records and MLS data where licensed. The Metrics displayed here reflect **All Residential Single Family, Condo, Townhouse and Apartment properties** data.

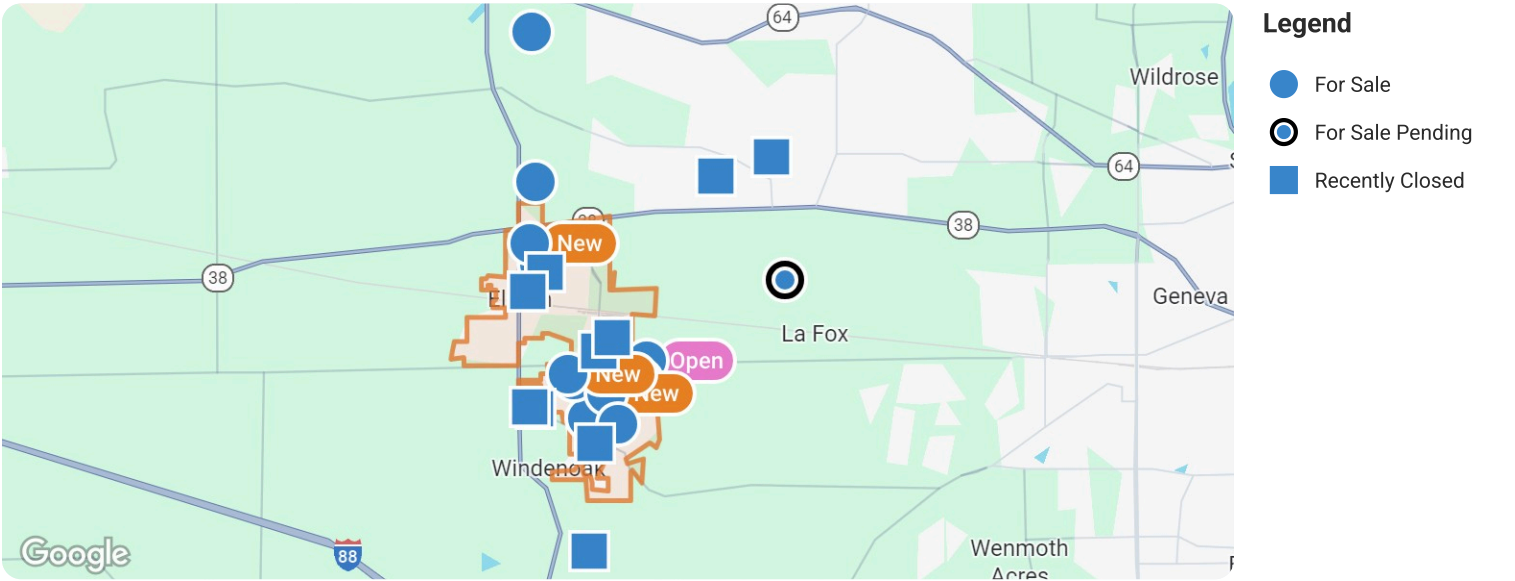
Market Activity

Market Activity Filters

- Sort Order:** Recently updated
- Maximum Properties Per Change Type:** 10
- Change Types:** New Listings, Pending, Closed
- Property Types:** Single Family, Condo/Townhouse/Apt
- Property Features:** Sale Price: Any, Lease Price: Any, Beds: Any, Baths: Any, Living Area: Any, Lot Size (acre): Any, Year Built: Any

Summary

For Sale Activity in the Last 3 Months

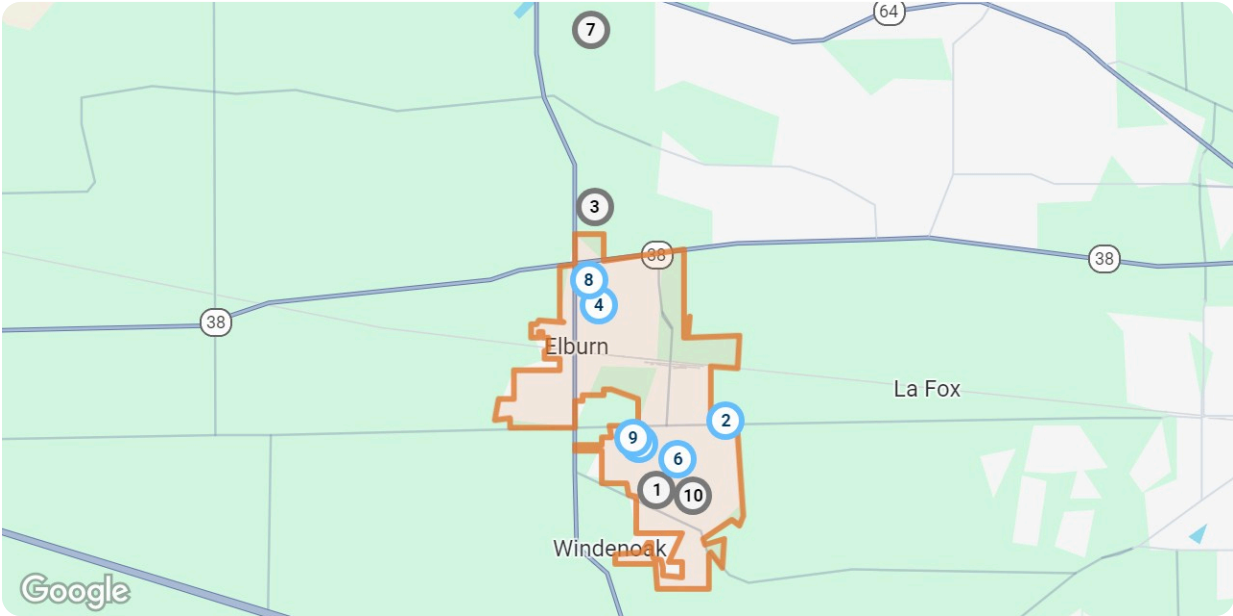


	New	Pending	Closed
Number of Properties	10	1	10
Lowest Listing Price / Est.Value	\$300,000	\$789,900	\$190,000
Median Listing Price / Est.Value	\$462,500	\$789,900	\$422,450
Highest Listing Price / Est.Value	\$625,000	\$789,900	\$685,000
Average Price / sqft	\$201	\$235	\$216
Median Price / sqft	\$195	\$235	\$217
Average Days in RPR	20	28	10
Median Days in RPR	11	28	10
Total Volume	\$4,699,800	\$789,900	\$4,305,900
Source	Listings	Listings	Public Records & Listings

Market Activity Breakdown

New

Source: Listings



Legend

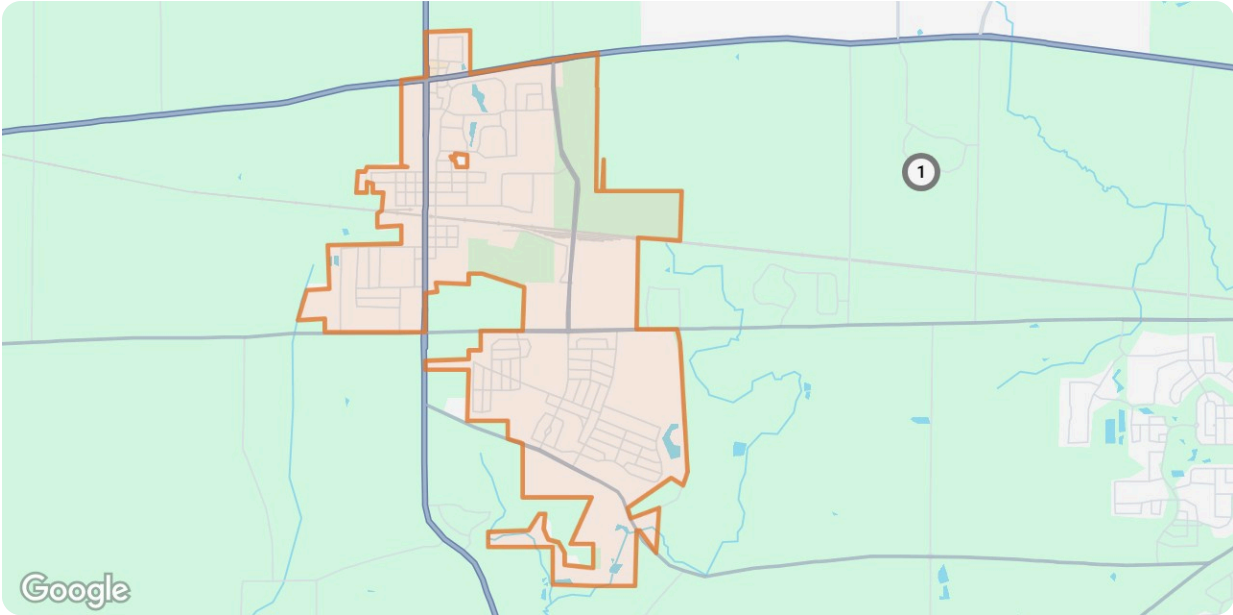
- Active For Sale
- Pending

New: 10 properties		Property Type	Beds / Baths	Living Area (sq ft)	Lot Size	Year Built	List Date / Days in RPR	List Price / \$ Per Sq Ft
1	 <div>1473 Anderson Rd Elburn, IL 60119 MLS ID: 12492015 ● Active Under Contract / For Sale</div> <div>Listing Courtesy of One Source Realty</div>	Single Family	4/4	3,539	8,712 sqft	2005	10/9/2025 11 days	\$485,000 \$137/sq ft
2	 <div>42W612 Keslinger Rd Elburn, IL 60119 MLS ID: 12444771 ● Active / For Sale</div> <div>Listing Courtesy of Coldwell Banker Real Estate Group</div>	Single Family	4/2	1,616	1.15 acres	1978	8/13/2025 68 days	\$450,000 \$278/sq ft
3	 <div>1427 Garfield Dr Elburn, IL 60119 MLS ID: 12484077 ● Active Under Contract / For Sale</div> <div>Listing Courtesy of Coldwell Banker Realty</div>	Single Family	4/3	2,318	7,405 sqft	2024	10/9/2025 11 days	\$475,000 \$205/sq ft
4	 <div>630 Maple Ct Elburn, IL 60119 MLS ID: 12463777 ● Active / For Sale</div> <div>Listing Courtesy of Coldwell Banker Realty</div>	Single Family	4/3	2,201	10,127 sqft	1995	9/4/2025 46 days	\$399,900 \$182/sq ft
5	 <div>951 Kindberg Ct Elburn, IL 60119 MLS ID: 12498836 ● Active / For Sale</div> <div>Listing Courtesy of Keller Williams Inspire</div>	Single Family	3/2	2,045	0.27 acres	2022	10/18/2025 2 days	\$565,000 \$276/sq ft

New: 10 properties		Property Type	Beds / Baths	Living Area (sq ft)	Lot Size	Year Built	List Date / Days in RPR	List Price / \$ Per Sq Ft
6		1122 Motz St Elburn, IL 60119 MLS ID: 12498631 ● Active / For Sale	Single Family	4/3	2,900	9,236 sqft	2006	10/18/2025 2 days \$429,900 \$148/sq ft
Listing Courtesy of Signature Realty Group LLC								
7		4N621 Pathfinder Dr Elburn, IL 60119 MLS ID: 12474179 ● Active Under Contract / For Sale	Single Family	3/2	1,800	1.07 acres	1979	10/7/2025 13 days \$375,000 \$208/sq ft
Listing Courtesy of Manna Real Estate								
8		820 N 1st St Elburn, IL 60119 MLS ID: 12492137 ● Active / For Sale	Single Family	2/3	1,342	–	1995	10/9/2025 11 days \$300,000 \$224/sq ft
Listing Courtesy of Baird & Warner Fox Valley - Geneva								
9		43W880 Pathfinder Drive Dr Elburn, IL 60119 MLS ID: 12496995 ● Active / For Sale	Single Family	3/4	3,500	–	1986	10/16/2025 4 days \$595,000 \$170/sq ft
Listing Courtesy of Circle One Realty								
10		1192 Beed Ave Elburn, IL 60119 MLS ID: 12470189 ● Active Under Contract / For Sale	Single Family	4/5	3,365	9,452 sqft	2007	9/18/2025 32 days \$625,000 \$186/sq ft
Listing Courtesy of Baird & Warner Fox Valley - Geneva								

Pending

Source: Listings




Legend


● Pending

Pending: 1 properties	Property Type	Beds / Baths	Living Area (sq ft)	Lot Size / Year Built	List Date	List Price / \$ Per Sq Ft	Pending Date / Days in RPR
-----------------------	---------------	--------------	---------------------	-----------------------	-----------	---------------------------	----------------------------

1



41W075 Mulhern Dr
Elburn, IL 60119
MLS ID: 12445235

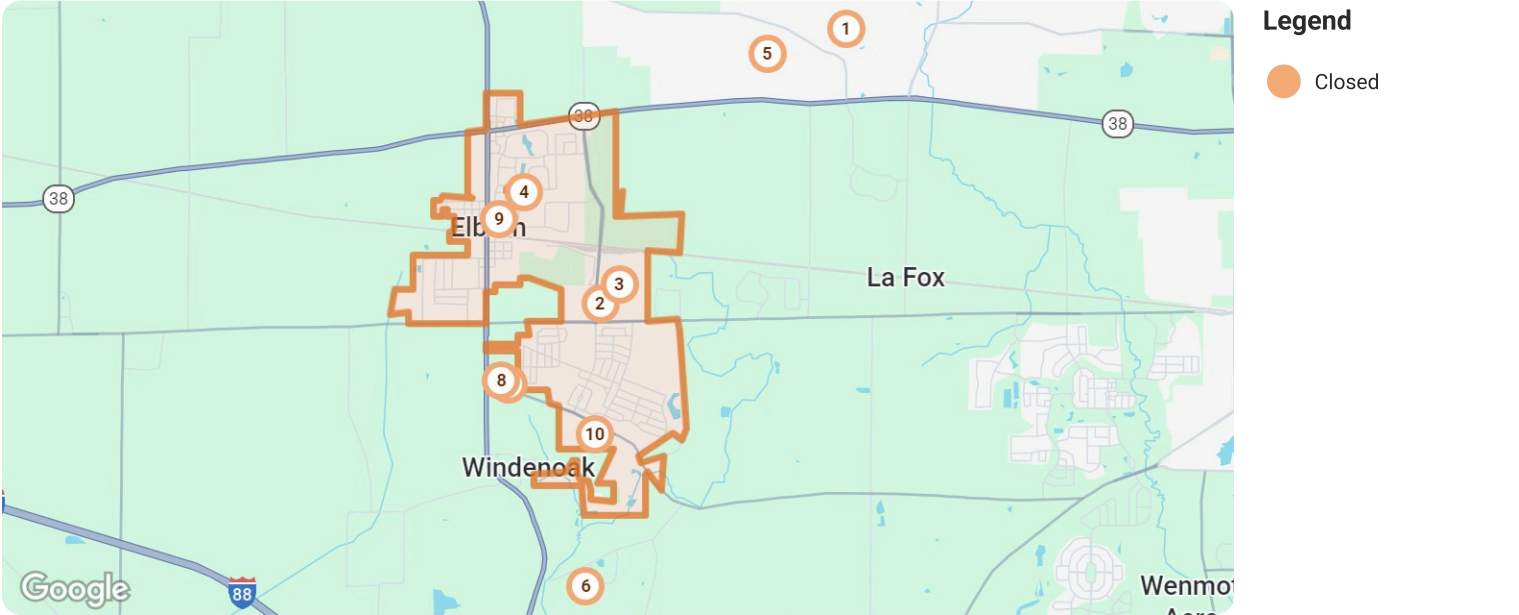
 Pending / For Sale

Listing Courtesy of Keller Williams Inspire - Geneva

Single Family	5/4	3,366	2.08 acres 1997	8/13/2025	\$789,900 \$235/sq ft	9/10/2025 28 days
---------------	-----	-------	--------------------	-----------	--------------------------	----------------------


Closed

Source: Public Records and Listings




Closed: 10 properties	Property Type	Beds / Baths	Living Area (sq ft)	Lot Size / Year Built	Closed Date / Days in RPR	Closed Price / \$ Per Sq Ft	List to Sold Price %
-----------------------	---------------	--------------	---------------------	-----------------------	---------------------------	-----------------------------	----------------------


1




41W234 Prairie View Ln
Elburn, IL 60119
MLS ID: 12463741

 Closed / For Sale


Courtesy of @properties Christie's International Real Estate

Single Family	4/3	3,048	1.53 acres 1989	10/17/2025 8 days	\$652,000 \$214/sq ft	 3.98%
---------------	-----	-------	--------------------	----------------------	--------------------------	---


2




698 Virginia St
Elburn, IL 60119
MLS ID: 12436498

 Closed / For Sale


Courtesy of HomeSmart Connect LLC

Single Family	3/3	1,622	— 2021	10/17/2025 13 days	\$469,900 \$290/sq ft	 1.9%
---------------	-----	-------	-----------	-----------------------	--------------------------	--


3




602 Maplewood Cir
Elburn, IL 60119
MLS ID: 12457740

 Closed / For Sale


Courtesy of Redfin Corporation

Single Family	4/3	2,019	0.26 acres 2023	10/17/2025 12 days	\$530,000 \$263/sq ft	 0.02%
---------------	-----	-------	--------------------	-----------------------	--------------------------	---

4



407 E Willow St
Elburn, IL 60119
MLS ID: 12459738

 Closed / For Sale

Courtesy of Coldwell Banker Realty

Single Family	2/3	1,594	— 1997	10/14/2025 8 days	\$265,000 \$166/sq ft	—
---------------	-----	-------	-----------	----------------------	--------------------------	---

Closed: 10 properties		Property Type	Beds / Baths	Living Area (sq ft)	Lot Size / Year Built	Closed Date / Days in RPR	Closed Price / \$ Per Sq Ft	List to Sold Price %
5		41W803 Townhall Rd Elburn, IL 60119  Closed / Public Record	Single Family	-/3	1,915	2.59 acres 1977	9/26/2025 - days \$190,000 \$246/sq ft	-
6		1S040 Donny Hill Rd Elburn, IL 60119  Closed / Public Record	Single Family	4/3	1,771	0.87 acres -	10/6/2025 - days \$470,000 \$284/sq ft	-
7		43W836 Hughes Rd Elburn, IL 60119  Closed / Public Record	Single Family	-/-	-	- -	9/30/2025 - days \$375,000 -/sq ft	-
8		43W888 Hughes Rd Elburn, IL 60119  Closed / Public Record	Single Family	-/-	-	1.83 acres -	9/24/2025 - days \$330,000 -/sq ft	-
9		221 E Shannon St Elburn, IL 60119  Closed / Public Record	Single Family	-/-	-	- -	9/29/2025 - days \$339,000 -/sq ft	-
10		1640 Spring Valley Dr Elburn, IL 60119  Closed / Public Record	Single Family	4/3	3,163	1.07 acres -	9/24/2025 - days \$685,000 \$219/sq ft	-

About RPR

- RPR® is the nation's largest property database, exclusively for REALTORS®. It empowers REALTORS® to help buyers and sellers make informed decisions, backed by a real estate database covering more than 160 million residential and commercial properties in the United States.
- RPR is a wholly owned subsidiary of the National Association of REALTORS® and a member benefit to REALTORS®.
- RPR's data sources range from MLSs and county-level tax and assessment offices, to the U.S. Census and FEMA, to specialty data set providers such as Esri (consumer data), Niche (school information) and Precisely (geographic boundaries).

Learn More

For more information about RPR, please visit RPR's public website: <https://blog.narrpr.com>

