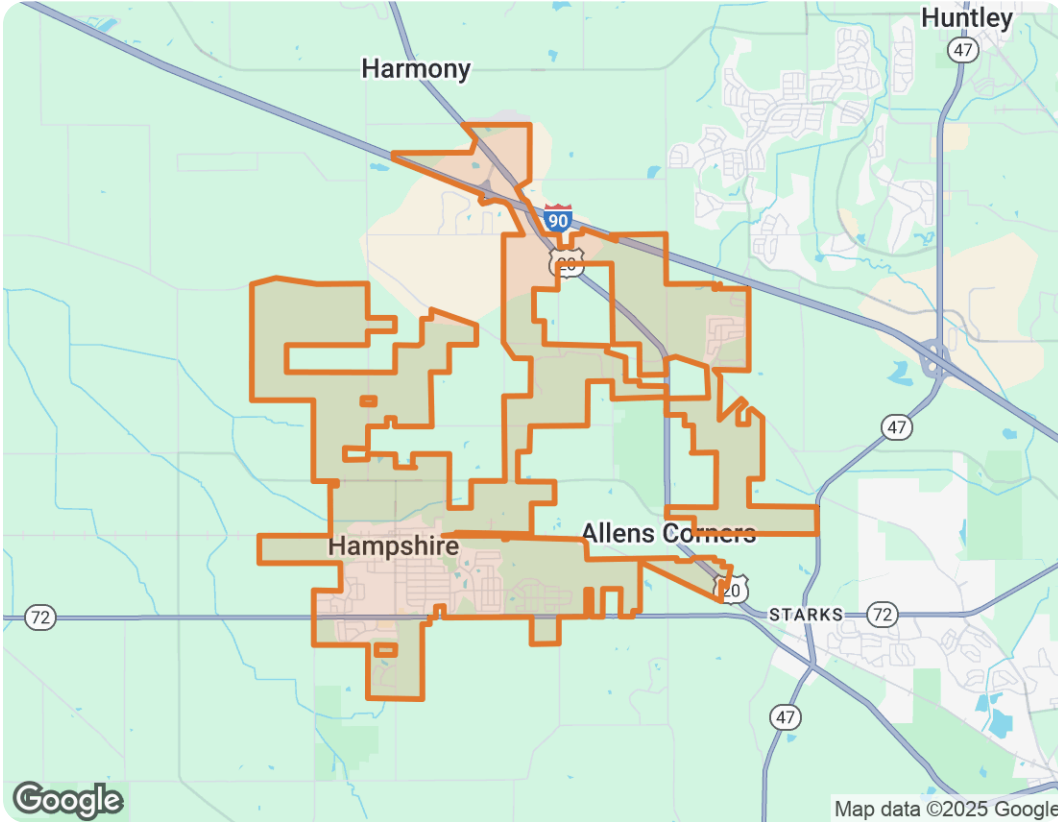


Hampshire, Illinois



Nicholas Kein

SRES

📞 Work (630) 405-3855 | 📞 Work (630) 405-3855

✉️ nick@Kombrink.com

🌐 www.onesourcesells.com

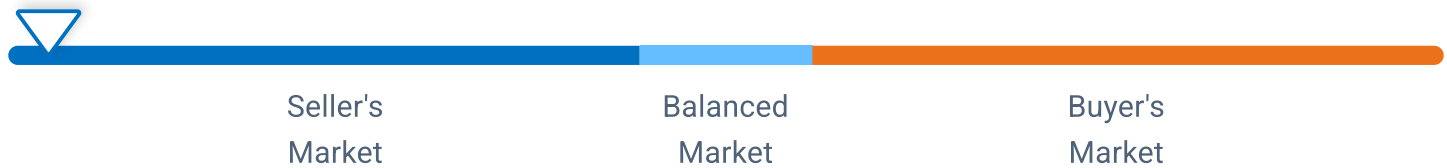


Market Trends

Market Trends for Hampshire, Illinois

Single Family + Condo/Townhouse/Apt.

Market Type



Key Details

Months of Inventory	Sold to List Price %	Median Days in RPR	Median Sold Price
—	99.1%	32	\$370,640
	↑ 0.34% MoM	↑ 52.38% MoM	↑ 16.39% MoM

January 2025 Median Estimated Property Value

Single Family + Condo/Townhouse/Apt.

This graphic displays property estimates for a market area and a subject property, where one has been selected. Estimated property values are generated by a valuation model and are not formal appraisals.

Source: Public records, and MLS sources where licensed

Update Frequency: Monthly

Median Estimated Value

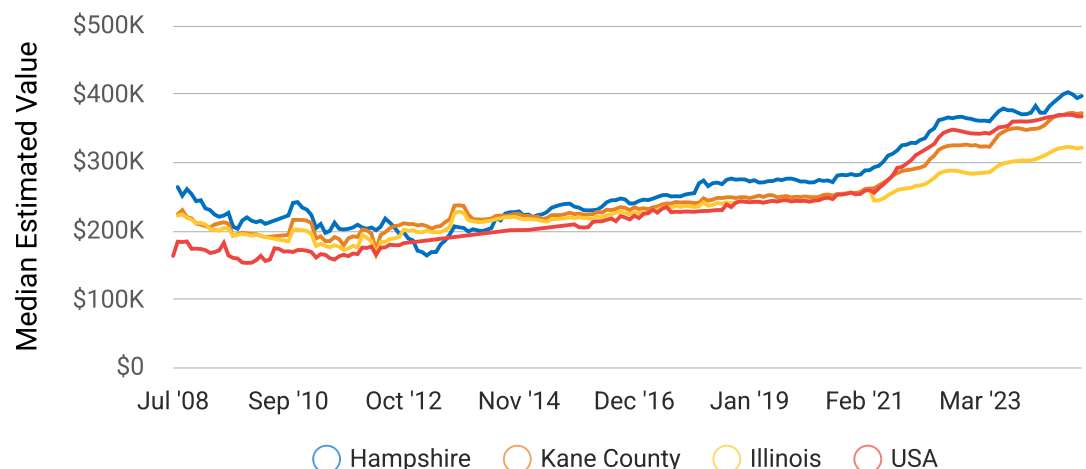
\$397,060

Last Month Change

+0.8%

12 Month Change

+7.2%



Active Listings

Hampshire, Illinois

Single Family + Condo/Townhouse/Apt.

This graphic summarizes key statistics for properties that were in an active status on the last day of each month. RPR uses list date and a derived pending date to determine if the listing was active on the last day of the month. An end-of-month snapshot of active listings helps to understand inventory levels, price points and duration on the market.

Source: Listing sources
Update Frequency: Monthly



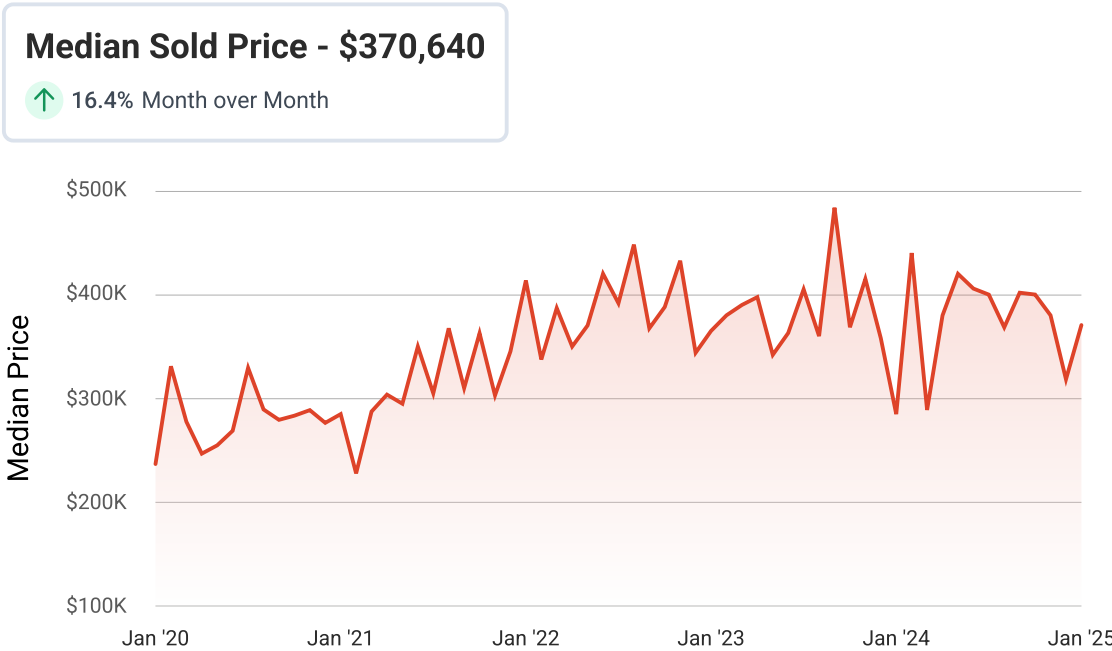
Sold Listings

Hampshire, Illinois

Single Family + Condo/Townhouse/Apt.

This graphic summarizes key statistics for properties that sold each month. RPR uses a derived sold date to determine when a property moved into a sold status within the given month. These statistics are important for understanding the price points on sold properties as well as the difference between the list price and sold price, which reveals whether buyers are paying over or under the asking price.

Source: Listing sources
Update Frequency: Monthly



Market Snapshot

Value and Price Changes

	Current	Last Month	Last 3 Months	Last 12 Months	Last 24 Months	Last 36 Months
Median Est. Property Value Last Updated: 1/31/2025	-	\$393,900 +0.8%	\$402,480 -1.35%	\$370,540 +7.16%	\$363,580 +9.21%	\$328,220 +20.97%
Median Sold Price Last Updated: 1/31/2025	-	\$302,000 -0.66%	\$390,000 -23.08%	\$337,000 -10.98%	\$358,000 -16.2%	\$329,000 -8.81%
Median List Price Last Updated: 1/31/2025	-	\$385,490 +0.52%	\$377,490 +2.65%	\$439,900 -11.91%	\$375,000 +3.33%	\$429,870 -9.86%

About this Data: Because some brokerages may choose not to include their MLS listing content within the RPR platform, the analysis contained in this report may not have been created using all the available listing data within this geographical market.

Median estimated property values are generated by a valuation model and are not formal appraisals. Valuations are based on public records and MLS data where licensed. The Metrics displayed here reflect **All Residential Single Family, Condo, Townhouse and Apartment properties** data.

Market Activity

Market Filters Selected

Sort Order: Recently updated

Maximum Properties Per Change Type: 90

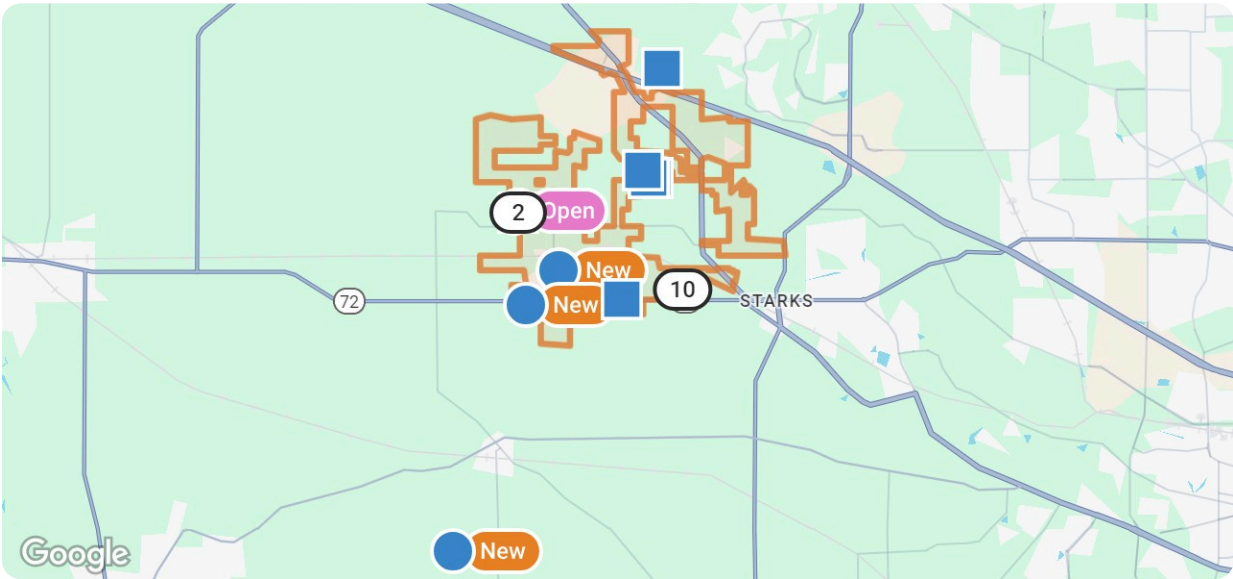
Change Types: New Listings, Pending, Closed

Property Types: Single Family, Condo/Townhouse/Apt

Property Features: Sale Price: Any, Lease Price: Any, Beds: 3+, Baths: 2+, Living Area: Any, Lot Size (acre): Any, Year Built: Any

Summary

For Sale Activity in the Last 3 Months

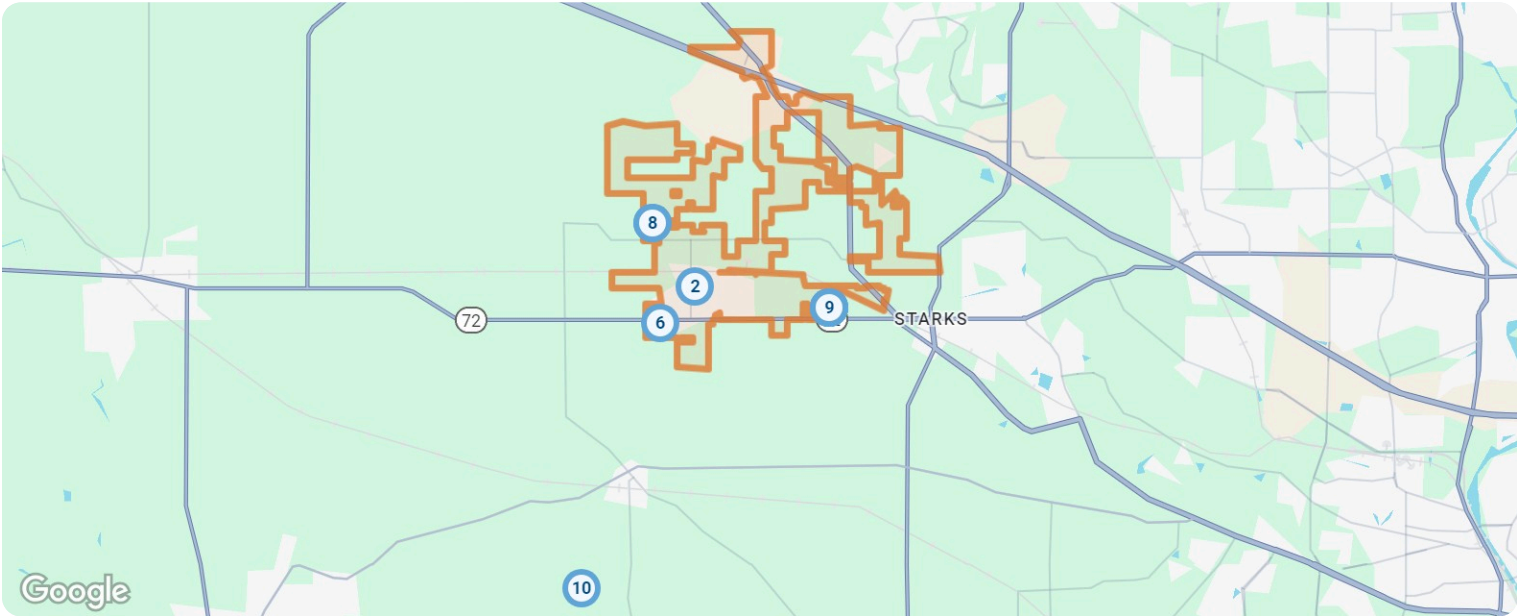







	New	Pending	Closed
Number of Properties	10	10	10
Lowest Listing Price / Est.Value	\$306,990	\$307,990	\$250,000
Median Listing Price / Est.Value	\$384,990	\$337,990	\$313,990
Highest Listing Price / Est.Value	\$649,900	\$460,990	\$750,500
Average Price / sqft	\$198	\$191	\$182
Median Price / sqft	\$198	\$182	\$171
Average Days in RPR	12	49	112
Median Days in RPR	2	46	88
Total Volume	\$3,962,630	\$3,581,900	\$3,917,150
Source	Listings	Listings	Public Records & Listings

Property Details

New

Source: Listings








New: 10 properties		Property Type	Beds / Baths	Living Area (sq ft)	Lot Size	Year Built	List Date / Days in RPR	List Price / \$ Per Sq Ft
1	<div><div><div>110 Fieldcrest Ave Hampshire, IL 60140</div><div>MLS ID: 12288336</div><div>● Active / For Sale</div></div><div>Listing Courtesy of Daynae Gaudio</div></div>	Single Family	4/3	1,953	–	2025	2/11/2025 2 days	\$386,990 \$198/sq ft
2	<div><div><div>171 Grove Ave Hampshire, IL 60140</div><div>MLS ID: 12222163</div><div>● Active / For Sale</div></div><div>Listing Courtesy of HomeSmart Connect LLC</div></div>	Single Family	3/2	1,664	7,666 sq ft	1941	2/12/2025 1 day	\$329,900 \$198/sq ft
3	<div><div><div>106 Fieldcrest Ave Hampshire, IL 60140</div><div>MLS ID: 12289786</div><div>● Active / For Sale</div></div><div>Listing Courtesy of Daynae Gaudio</div></div>	Single Family	4/3	1,953	–	2024	2/12/2025 1 day	\$388,990 \$199/sq ft
4	<div><div><div>113 Fieldcrest Ave Hampshire, IL 60140</div><div>MLS ID: 12289782</div><div>● Active / For Sale</div></div><div>Listing Courtesy of Daynae Gaudio</div></div>	Single Family	4/3	1,953	–	2024	2/12/2025 1 day	\$384,990 \$197/sq ft
5	<div><div><div>115 Fieldcrest Ave Hampshire, IL 60140</div><div>MLS ID: 12289777</div><div>● Active / For Sale</div></div><div>Listing Courtesy of Daynae Gaudio</div></div>	Single Family	4/3	1,847	–	2024	2/12/2025 1 day	\$381,990 \$207/sq ft

Market Activity Report

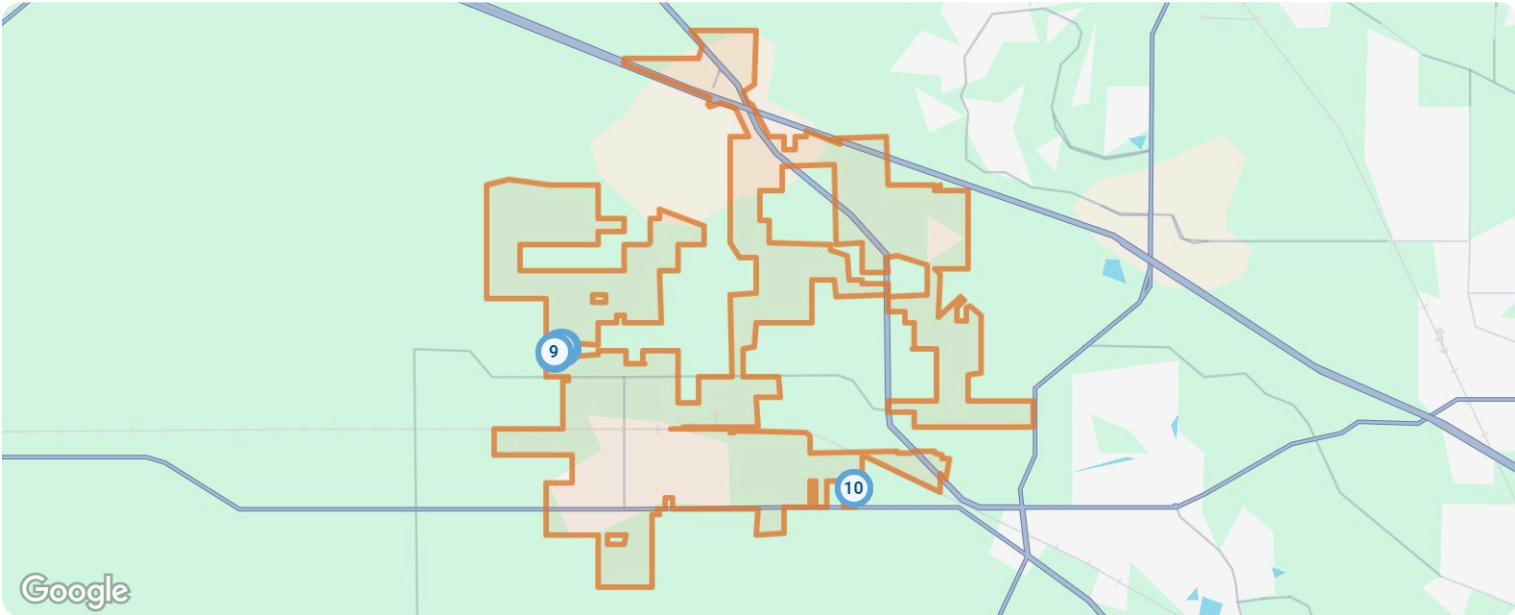
Hampshire, Illinois



New: 10 properties		Property Type	Beds / Baths	Living Area (sq ft)	Lot Size	Year Built	List Date / Days in RPR	List Price / \$ Per Sq Ft
6	 <div>301 Red Hawk Rd Hampshire, IL 60140 MLS ID: 12288567 ● Active / For Sale</div> <div>Listing Courtesy of Coldwell Banker Real Estate Group</div>	Single Family	3/2	2,149	0.25 acres	2006	2/11/2025 2 days	\$439,900 \$205/sq ft
7	 <div>805 Briar Glen Ct Hampshire, IL 60140 MLS ID: 12267822 ● Active / For Sale</div> <div>Listing Courtesy of Daynae Gaudio</div>	Single Family	3/3	1,756	–	2024	1/9/2025 35 days	\$306,990 \$175/sq ft
8	 <div>807 Briar Glen Ct Hampshire, IL 60140 MLS ID: 12267827 ● Active / For Sale</div> <div>Listing Courtesy of Daynae Gaudio</div>	Single Family	3/3	1,756	–	2024	1/9/2025 35 days	\$307,990 \$175/sq ft
9	 <div>114 Fieldcrest Ave Hampshire, IL 60140 MLS ID: 12287444 ● Active / For Sale</div> <div>Listing Courtesy of Daynae Gaudio</div>	Single Family	4/3	1,953	–	2024	2/10/2025 3 days	\$384,990 \$197/sq ft
10	 <div>11N169 Mcgough Rd Hampshire, IL 60140 MLS ID: 12264951 ● Active / For Sale</div> <div>Listing Courtesy of Zamudio Realty Group</div>	Single Family	4/3	2,856	5.24 acres	1977	1/6/2025 38 days	\$649,900 \$228/sq ft

Pending











Source: Listings



Market Activity Report

Hampshire, Illinois



Pending: 10 properties		Property Type	Beds / Baths	Living Area (sq ft)	Lot Size / Year Built	List Date	List Price / \$ Per Sq Ft	Pending Date / Days in RPR
1	 <div>1236 Linden Ter Hampshire, IL 60140 MLS ID: 12290069 🕒 Pending / For Sale</div> <div>Listing Courtesy of Daynae Gaudio</div>	Single Family	3/3	1,561	– 2024	2/12/2025	\$354,990 \$227/sq ft	2/13/2025 1 day
2	 <div>451 Arbor Ridge Dr Hampshire, IL 60140 MLS ID: 12278055 🕒 Pending / For Sale</div> <div>Listing Courtesy of Daynae Gaudio</div>	Single Family	4/3	2,600	– 2025	1/27/2025	\$460,990 \$177/sq ft	2/12/2025 17 days
3	 <div>803 Briar Glen Ct Hampshire, IL 60140 MLS ID: 12267812 🕒 Pending / For Sale</div> <div>Listing Courtesy of Daynae Gaudio</div>	Single Family	3/3	1,756	– 2024	1/9/2025	\$307,990 \$175/sq ft	2/12/2025 35 days
4	 <div>1242 Linden Ter Hampshire, IL 60140 MLS ID: 12281200 🕒 Pending / For Sale</div> <div>Listing Courtesy of Daynae Gaudio</div>	Single Family	4/3	1,953	– 2024	1/31/2025	\$384,990 \$197/sq ft	2/10/2025 13 days
5	 <div>1244 Linden Ter Hampshire, IL 60140 MLS ID: 12283868 🕒 Pending / For Sale</div> <div>Listing Courtesy of Daynae Gaudio</div>	Single Family	4/3	1,847	– 2024	2/4/2025	\$381,990 \$207/sq ft	2/10/2025 9 days
6	 <div>801 Briar Glen Ct Hampshire, IL 60140 MLS ID: 12190403 🕒 Pending / For Sale</div> <div>Listing Courtesy of Daynae Gaudio</div>	Single Family	3/3	1,756	– 2024	10/16/2024	\$320,990 \$183/sq ft	1/20/2025 120 days
7	 <div>811 Briar Glen Ct Hampshire, IL 60140 MLS ID: 12191362 🕒 Pending / For Sale</div> <div>Listing Courtesy of Daynae Gaudio</div>	Single Family	3/3	1,756	– 2024	10/17/2024	\$317,990 \$181/sq ft	1/27/2025 119 days
8	 <div>1053 Briar Glen Ct Hampshire, IL 60140 MLS ID: 12258607 🕒 Pending / For Sale</div> <div>Listing Courtesy of Daynae Gaudio</div>	Single Family	3/3	1,756	– 2024	12/19/2024	\$309,990 \$177/sq ft	1/13/2025 56 days
9	 <div>1065 Briar Glen Ct Hampshire, IL 60140 MLS ID: 12258610 🕒 Pending / For Sale</div> <div>Listing Courtesy of Daynae Gaudio</div>	Single Family	3/3	1,756	– 2024	12/19/2024	\$311,990 \$178/sq ft	12/29/2024 56 days
10	 <div>1241 Inkberry Ln Hampshire, IL 60140 MLS ID: 12219639 🕒 Pending / For Sale</div> <div>Listing Courtesy of Daynae Gaudio</div>	Single Family	4/3	2,051	– 2024	12/9/2024	\$429,990 \$210/sq ft	12/29/2024 66 days



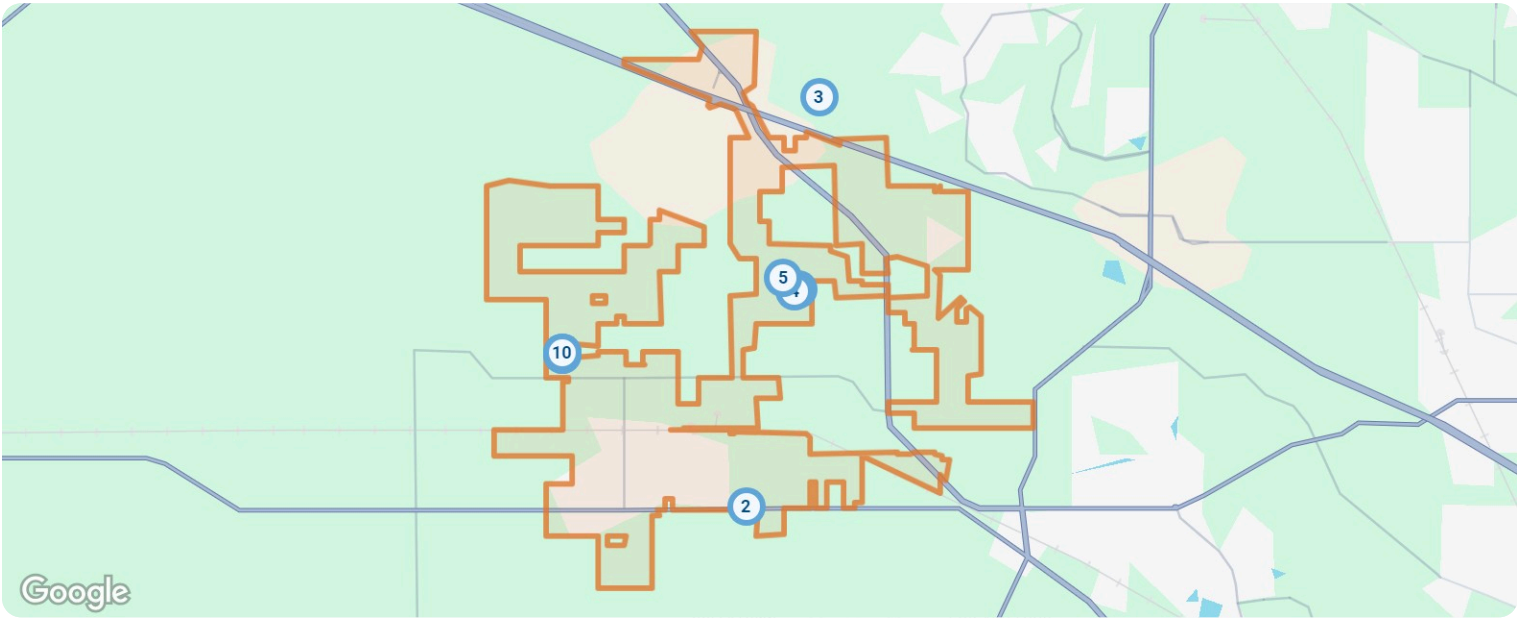
Market Activity Report

Hampshire, Illinois



Closed

Source: Public Records and Listings



Closed: 10 properties		Property Type	Beds / Baths	Living Area (sq ft)	Lot Size / Year Built	Closed Date / Days in RPR	Closed Price / \$ Per Sq Ft	List to Sold Price %
1	 1440 Kentwood Dr Hampshire, IL 60140 MLS ID: 12100059 Closed / For Sale <i>Courtesy of Berkshire Hathaway HomeServices Starck Real Estate</i>	Single Family	4/3	3,146	0.3 acres 2024	12/27/2024 179 days	\$499,900 \$159/sq ft	-
2	 1025 Marcello Dr Hampshire, IL 60140 MLS ID: 12144665 Closed / For Sale <i>Courtesy of Baird & Warner</i>	Single Family	3/2	1,506	5,046 sq ft 2007	2/10/2025 173 days	\$250,000 \$166/sq ft	-
3	 45W169 Dietrich Rd Hampshire, IL 60140 MLS ID: 12154222 Closed / For Sale <i>Courtesy of CENTURY 21 New Heritage</i>	Single Family	3/3	3,213	20 acres 1987	2/10/2025 84 days	\$750,500 \$234/sq ft	↑ 0.07%
4	 1398 Kentwood Dr Hampshire, IL 60140 MLS ID: 12149305 Closed / For Sale <i>Courtesy of Berkshire Hathaway HomeServices Starck Real Estate</i>	Single Family	4/3	2,907	0.28 acres 2024	1/22/2025 148 days	\$479,900 \$165/sq ft	-
5	 1353 Gast Rd Hampshire, IL 60140 MLS ID: 12127993 Closed / For Sale <i>Courtesy of Berkshire Hathaway HomeServices Starck Real Estate</i>	Single Family	3/3	1,792	0.3 acres 2024	2/6/2025 188 days	\$409,900 \$229/sq ft	-



Market Activity Report

Hampshire, Illinois

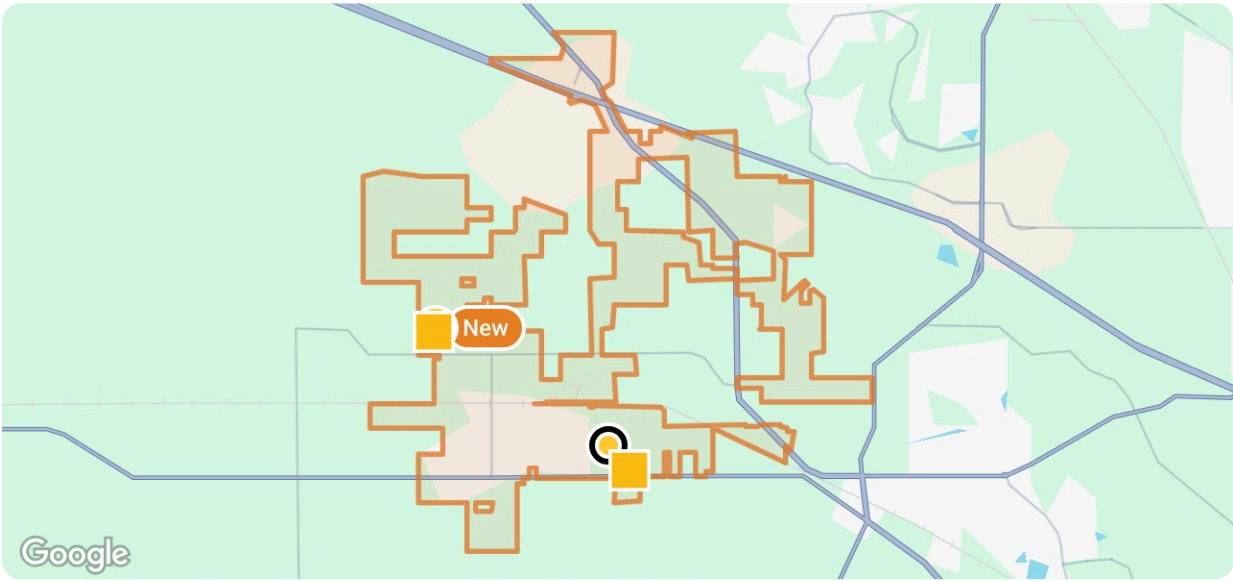


Closed: 10 properties		Property Type	Beds / Baths	Living Area (sq ft)	Lot Size / Year Built	Closed Date / Days in RPR	Closed Price / \$ Per Sq Ft	List to Sold Price %
6	 <i>Courtesy of Daynae Gaudio</i>	Single Family	3/3	1,756	– 2024	12/26/2024 49 days	\$316,990 \$181/sq ft	–
	953 Briar Glen Ct Hampshire, IL 60140 MLS ID: 12205634 Closed / For Sale							
7	 <i>Courtesy of Daynae Gaudio</i>	Single Family	3/3	1,756	– 2024	1/9/2025 64 days	\$298,990 \$170/sq ft	↓ 0.33%
	955 Briar Glen Ct Hampshire, IL 60140 MLS ID: 12205041 Closed / For Sale							
8	 <i>Courtesy of Anita Olsen</i>	Single Family	3/3	1,756	– 2024	11/18/2024 91 days	\$299,990 \$171/sq ft	↓ 0.33%
	961 Briar Glen Ct Hampshire, IL 60140 MLS ID: 12142271 Closed / For Sale							
9	 <i>Courtesy of Daynae Gaudio</i>	Single Family	3/3	1,756	– 2024	1/6/2025 63 days	\$299,990 \$171/sq ft	–
	963 Briar Glen Ct Hampshire, IL 60140 MLS ID: 12203182 Closed / For Sale							
10	 <i>Courtesy of Daynae Gaudio</i>	Single Family	3/3	1,756	– 2024	1/17/2025 79 days	\$310,990 \$177/sq ft	–
	965 Briar Glen Ct Hampshire, IL 60140 MLS ID: 12200036 Closed / For Sale							



Summary

For Lease Activity in the Last 3 Months



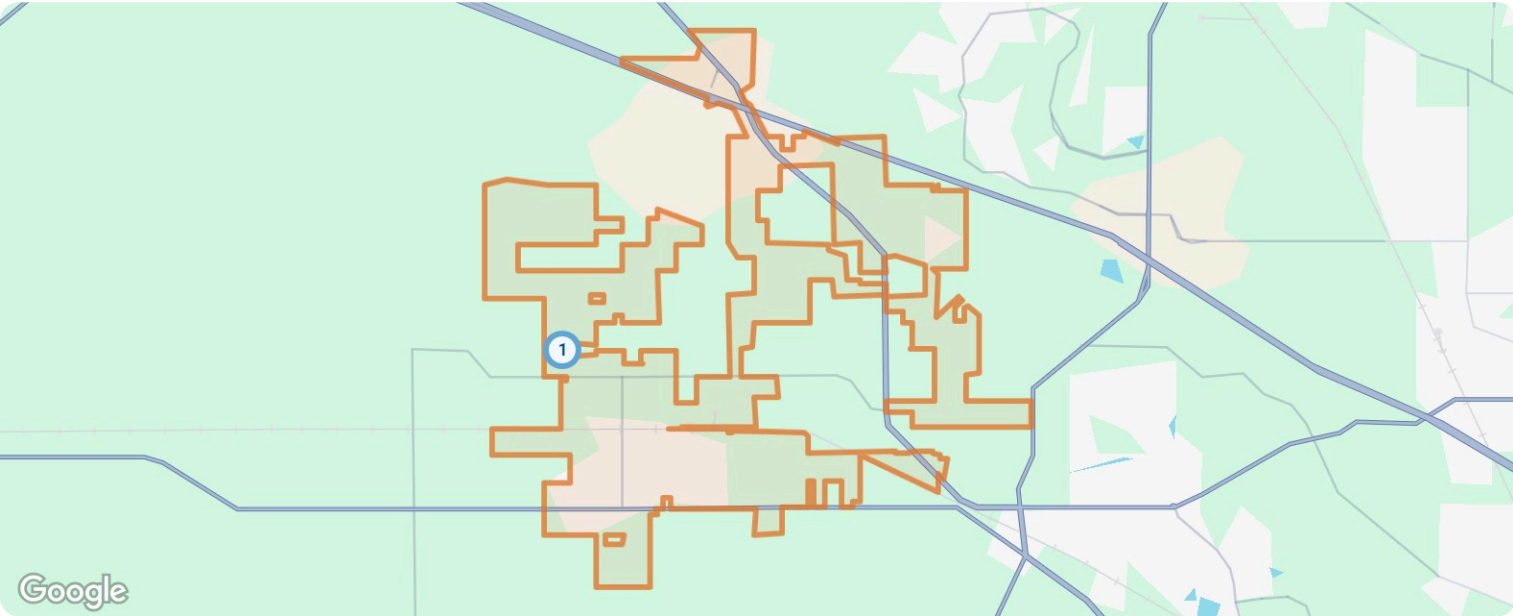
- Legend**
- For Lease
 - For Lease Pending
 - Recently Leased


	New	Pending	Closed
Number of Properties	1	1	2
Lowest Listing Price / Est.Value	\$3,000	\$2,450	–
Median Listing Price / Est.Value	\$3,000	\$2,450	–
Highest Listing Price / Est.Value	\$3,000	\$2,450	–
Average Price / sqft	\$2	–	–
Median Price / sqft	\$2	–	–
Average Days in RPR	36	65	19
Median Days in RPR	36	65	19
Total Volume	\$3,000	\$2,450	–
Source	Listings	Listings	Public Records & Listings

Property Details

New

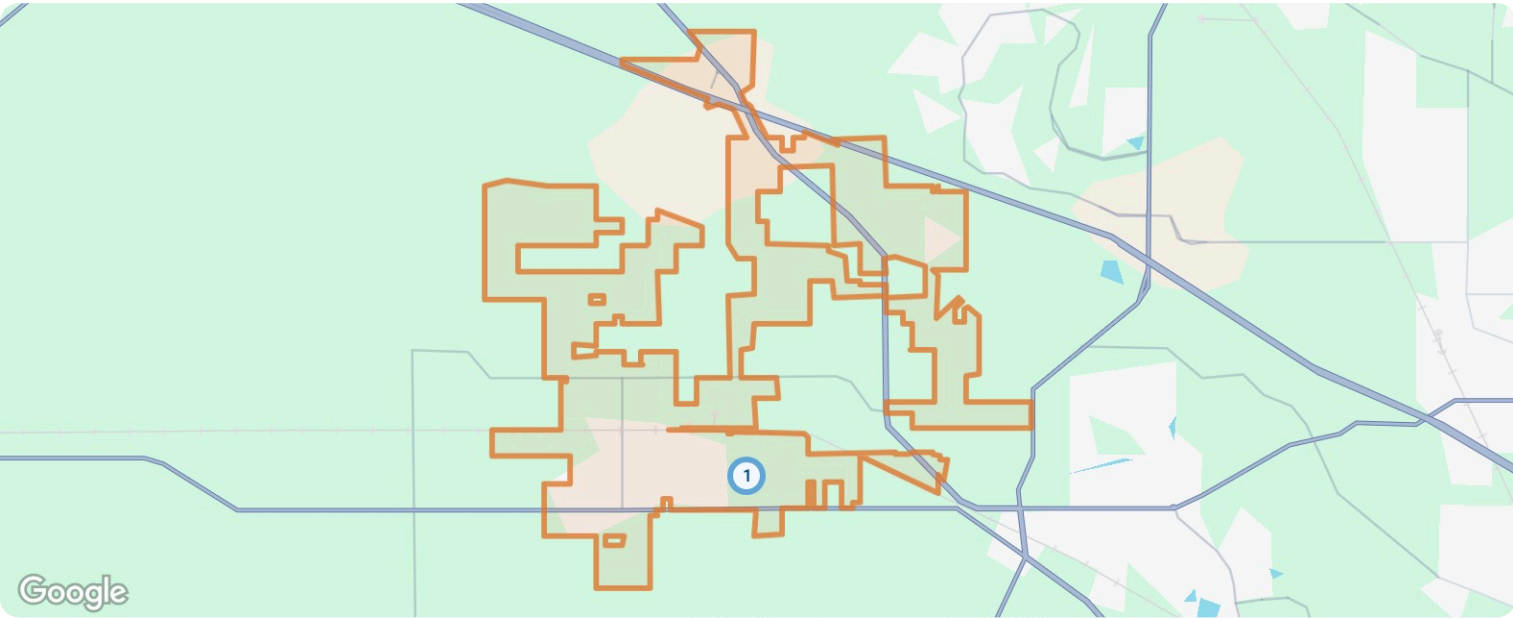
Source: Listings




New: 1 properties		Property Type	Beds / Baths	Living Area (sq ft)	Lot Size	Year Built	List Date / Days in RPR	List Price / \$ Per Sq Ft
1	<div><div></div><div><div>810 Larkspur Ln</div><div>Hampshire, IL 60140</div><div>MLS ID: 12265928</div><div><div>●</div>Active / For Lease</div></div></div> <div>Courtesy of Baird & Warner</div>	Single Family	4/3	1,985	–	2022	1/8/2025 36 days	\$3,000 mo. \$2/sq ft

Pending

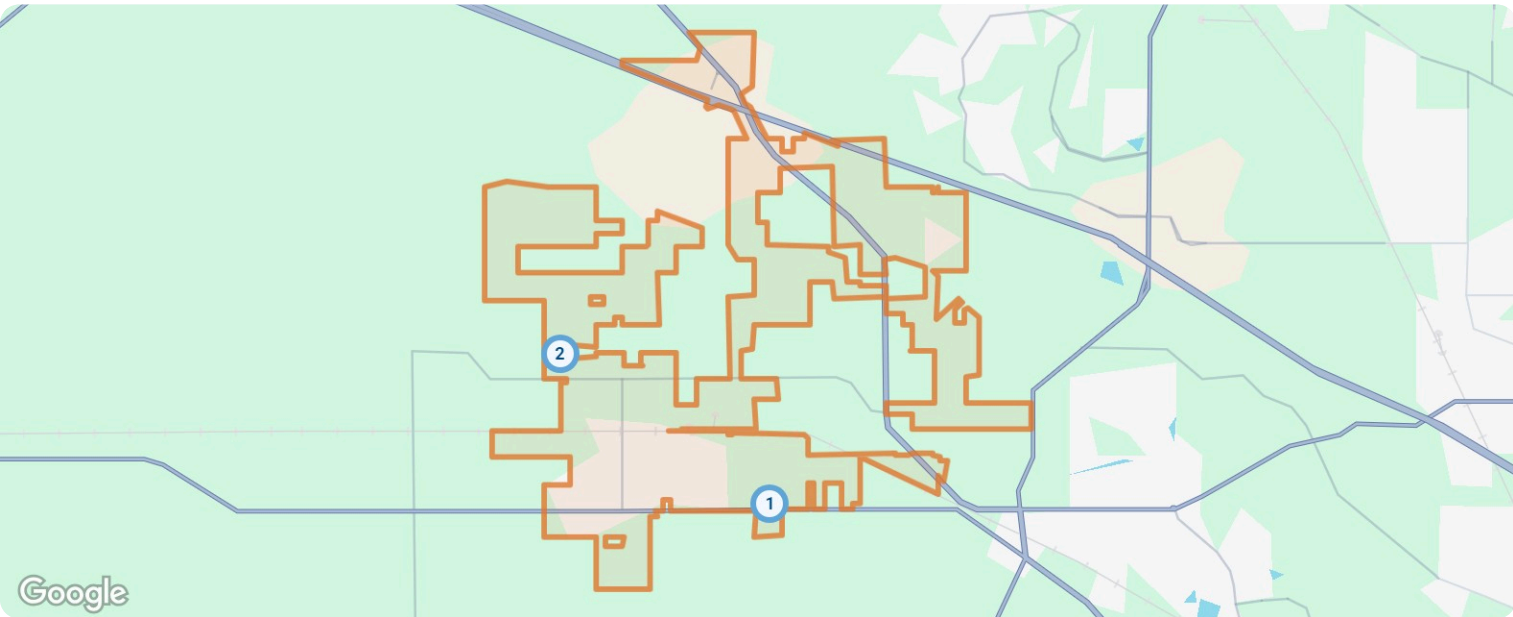
Source: Listings





Pending: 1 properties		Property Type	Beds / Baths	Living Area (sq ft)	Lot Size / Year Built	List Date	List Price / \$ Per Sq Ft	Pending Date / Days in RPR
1	<div><div><div>1046 Turin Dr Hampshire, IL 60140 MLS ID: 12218093</div><div><div></div><div>Pending / For Lease</div></div></div></div> <div>Courtesy of Berkshire Hathaway HomeServices Starck Real Estate</div>	Single Family	3/3	–	–; 2008	12/10/2024	\$2,450 mo. –/sq ft	2/10/2025 65 days

Closed

Source: Public Records and Listings



Closed: 2 properties		Property Type	Beds / Baths	Living Area (sq ft)	Lot Size / Year Built	Closed Date / Days in RPR	Closed Price / \$ Per Sq Ft	List to Sold Price %
1	 1218 Da Vinci Dr Hampshire, IL 60140 MLS ID: 12218074 Closed / For Lease <i>Courtesy of Berkshire Hathaway HomeServices Starck Real Estate</i>	Single Family	3/3	1,655	– 2008	12/23/2024 13 days	– \$2/sq ft	–
2	 961 Briar Glen Ct, #961 Hampshire, IL 60140 MLS ID: 12208259 Closed / For Lease <i>Courtesy of All County Fox Valley Property Management</i>	Single Family	3/3	1,756	– 2024	12/5/2024 24 days	– \$1/sq ft	–

About RPR

- RPR® is the nation's largest property database, exclusively for REALTORS®. It empowers REALTORS® to help buyers and sellers make informed decisions, backed by a real estate database covering more than 160 million residential and commercial properties in the United States.
- RPR is a wholly owned subsidiary of the National Association of REALTORS® and a member benefit to REALTORS®.
- RPR's data sources range from MLSs and county-level tax and assessment offices, to the U.S. Census and FEMA, to specialty data set providers such as Esri (consumer data), Niche (school information) and Precisely (geographic boundaries).

Learn More

For more information about RPR, please visit RPR's public website: <https://blog.narrpr.com>

