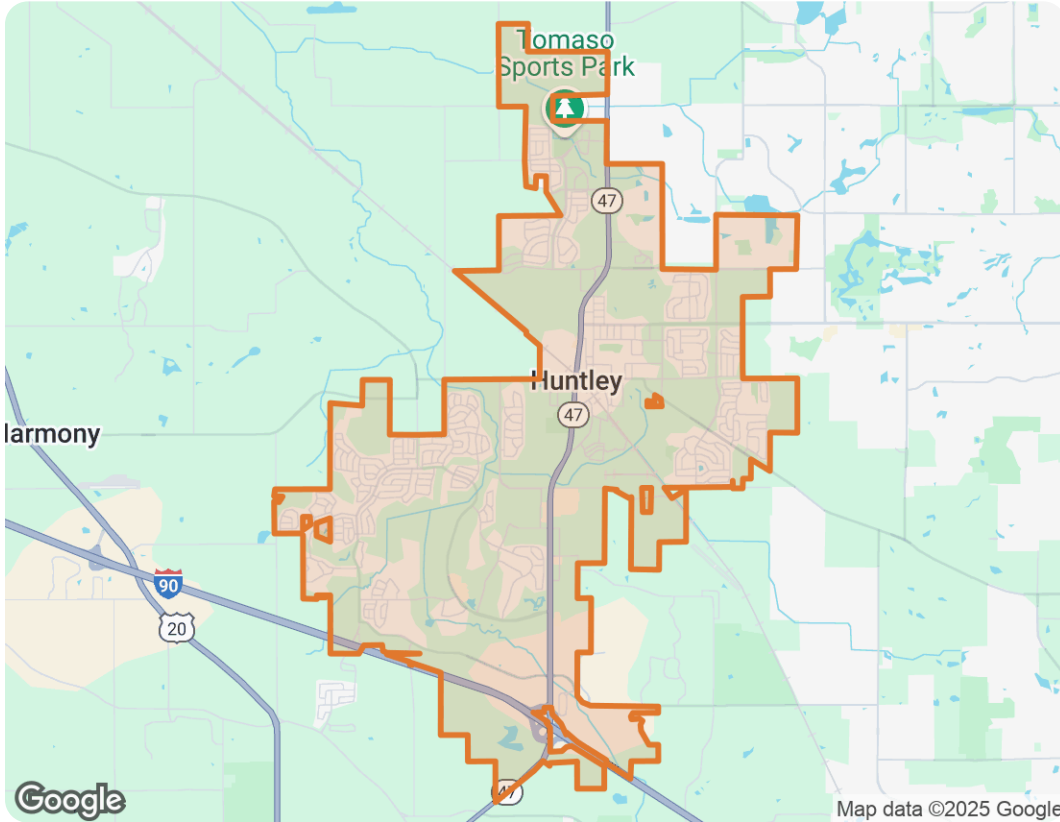


Huntley, Illinois



Nicholas Kein

SRES

📞 Work (630) 405-3855 | 📞 Work (630) 405-3855

✉️ nick@Kombrink.com

🌐 www.onesourcesells.com



Market Trends

Market Trends for Huntley, Illinois

Single Family + Condo/Townhouse/Apt.

January 2025

Market Type

Seller's Market

Balanced Market

Buyer's Market

Key Details

Months of Inventory

1.72

↓ 3.91% MoM

Sold to List Price %

98.5%

↓ 0.72% MoM

Median Days in RPR

21

↓ 25% MoM

Median Sold Price

\$397,500

↑ 1.4% MoM

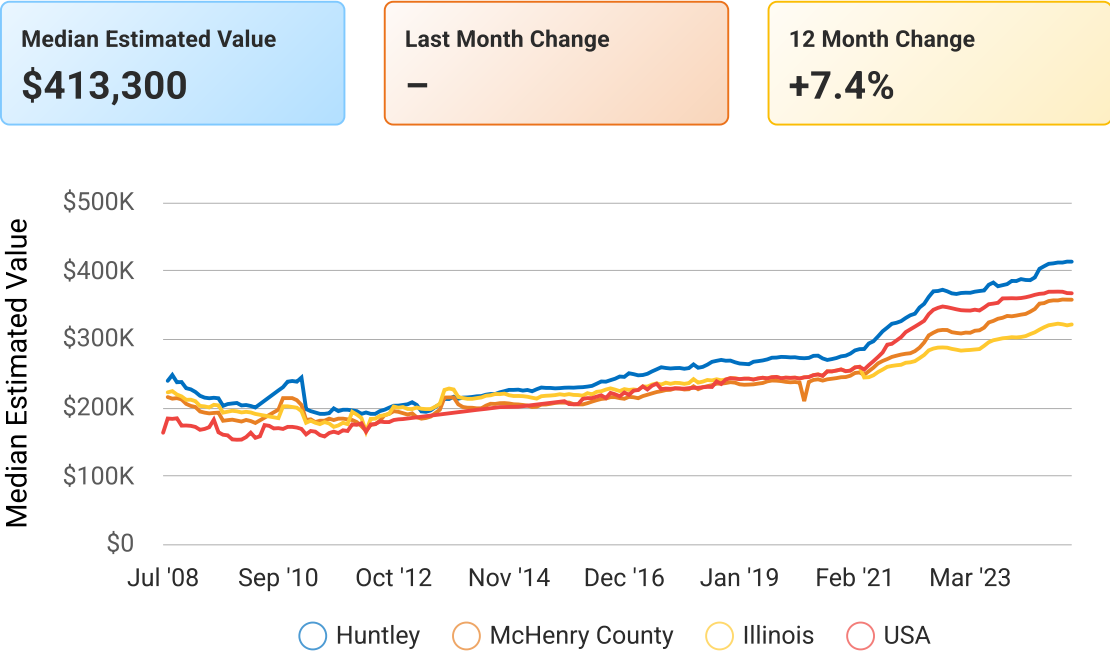
January 2025 Median Estimated Property Value

Single Family + Condo/Townhouse/Apt.

This graphic displays property estimates for a market area and a subject property, where one has been selected. Estimated property values are generated by a valuation model and are not formal appraisals.

Source: Public records, and MLS sources where licensed

Update Frequency: Monthly



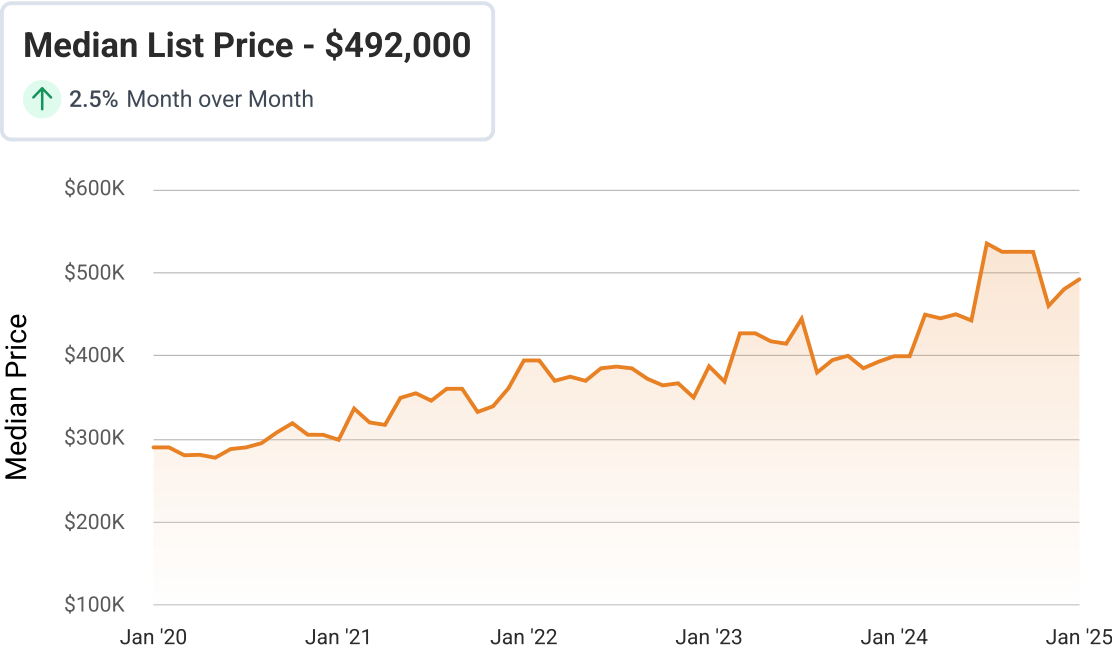
Active Listings

Huntley, Illinois

Single Family + Condo/Townhouse/Apt.

This graphic summarizes key statistics for properties that were in an active status on the last day of each month. RPR uses list date and a derived pending date to determine if the listing was active on the last day of the month. An end-of-month snapshot of active listings helps to understand inventory levels, price points and duration on the market.

Source: Listing sources
Update Frequency: Monthly



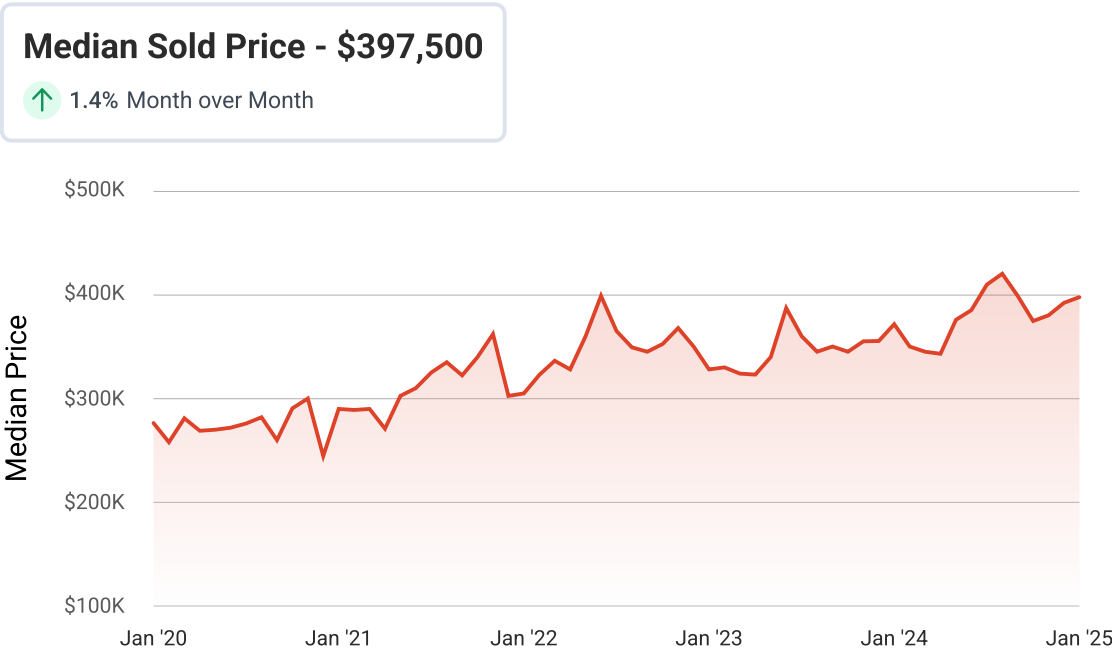
Sold Listings

Huntley, Illinois

Single Family + Condo/Townhouse/Apt.

This graphic summarizes key statistics for properties that sold each month. RPR uses a derived sold date to determine when a property moved into a sold status within the given month. These statistics are important for understanding the price points on sold properties as well as the difference between the list price and sold price, which reveals whether buyers are paying over or under the asking price.

Source: Listing sources
Update Frequency: Monthly



Market Snapshot

Value and Price Changes

	Current	Last Month	Last 3 Months	Last 12 Months	Last 24 Months	Last 36 Months
Median Est. Property Value Last Updated: 1/31/2025	–	\$413,370 -0.02%	\$412,010 +0.31%	\$385,000 +7.35%	\$367,520 +12.46%	\$331,000 +24.86%
Median Sold Price Last Updated: 1/31/2025	–	\$388,500 +10.81%	\$411,250 +4.68%	\$343,000 +25.51%	\$328,000 +31.25%	\$288,750 +49.09%
Median List Price Last Updated: 1/31/2025	–	\$479,900 +2.52%	\$524,900 -6.27%	\$399,450 +23.17%	\$387,400 +27%	\$394,400 +24.75%

About this Data: Because some brokerages may choose not to include their MLS listing content within the RPR platform, the analysis contained in this report may not have been created using all the available listing data within this geographical market.

Median estimated property values are generated by a valuation model and are not formal appraisals. Valuations are based on public records and MLS data where licensed. The Metrics displayed here reflect **All Residential Single Family, Condo, Townhouse and Apartment properties** data.

Market Activity

Market Filters Selected

Sort Order: Recently updated

Maximum Properties Per Change Type: 90

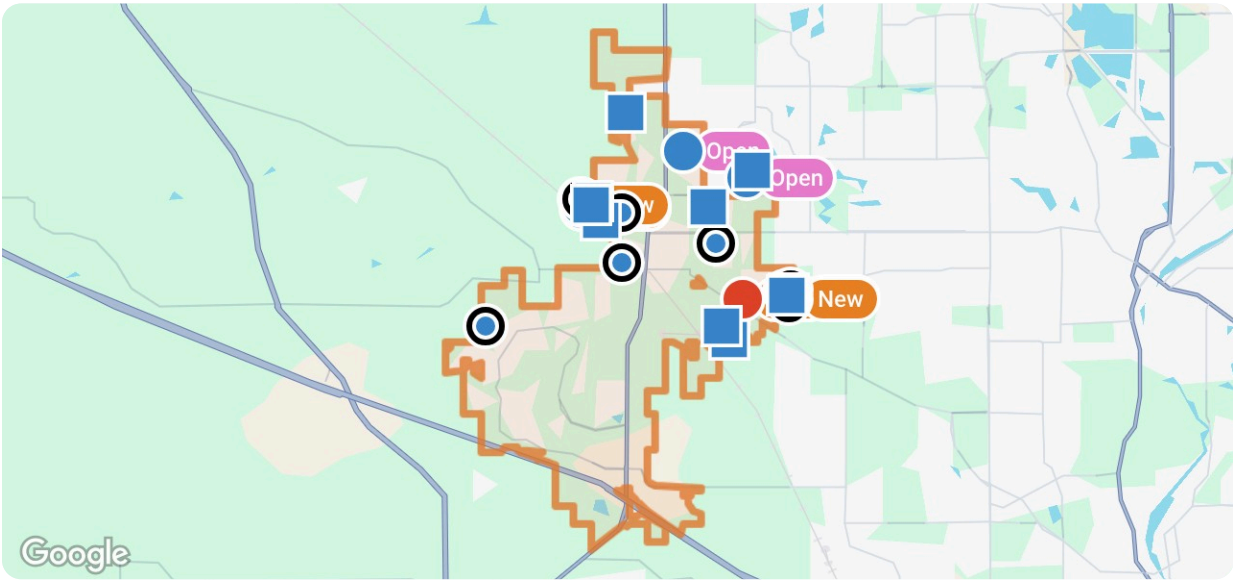
Change Types: New Listings, Pending, Closed

Property Types: Single Family, Condo/Townhouse/Apt

Property Features: Sale Price: Any, Lease Price: Any, Beds: 3+, Baths: 2+, Living Area: Any, Lot Size (acre): Any, Year Built: Any

Summary

For Sale Activity in the Last 3 Months



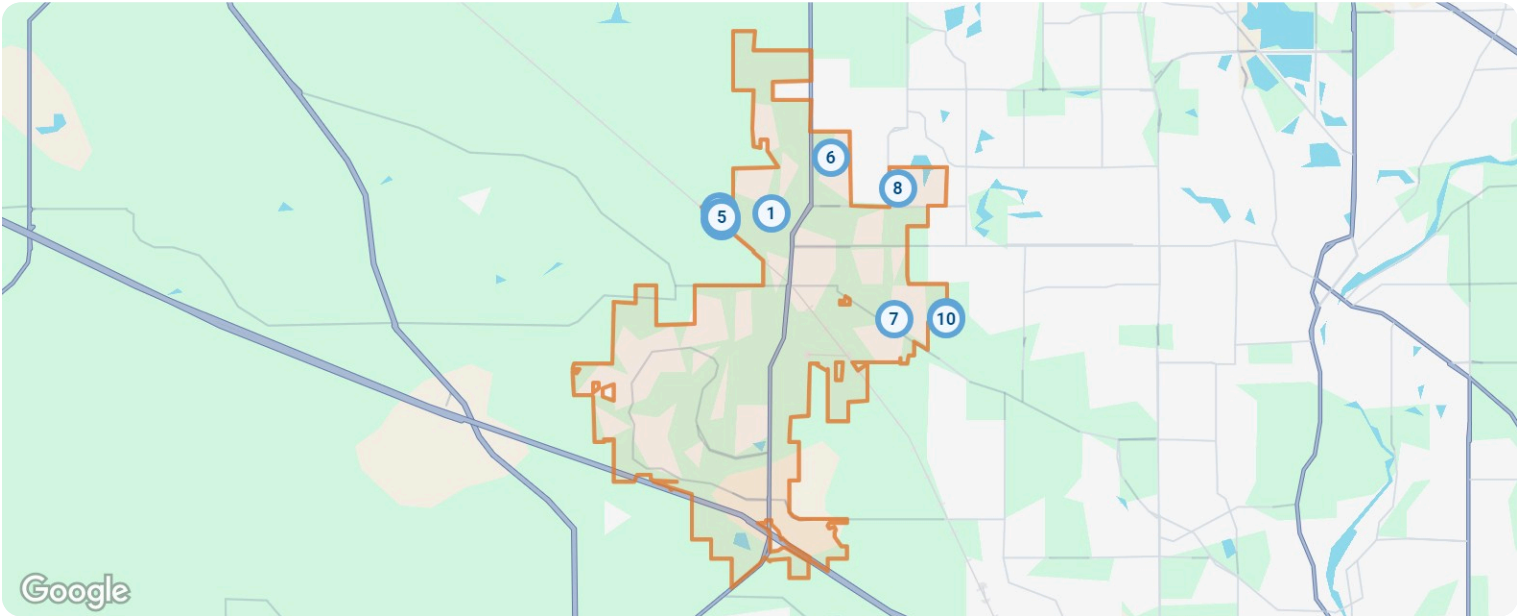
- Legend**
- For Sale
 - For Sale Pending
 - Distressed For Sale or Lease
 - Recently Closed

	New	Pending	Closed
Number of Properties	10	10	10
Lowest Listing Price / Est.Value	\$300,000	\$285,000	\$410,000
Median Listing Price / Est.Value	\$527,195	\$487,495	\$493,950
Highest Listing Price / Est.Value	\$597,841	\$595,000	\$600,000
Average Price / sqft	\$210	\$198	\$172
Median Price / sqft	\$200	\$182	\$164
Average Days in RPR	11	86	97
Median Days in RPR	7	84	94
Total Volume	\$4,766,821	\$4,687,960	\$5,057,680
Source	Listings	Listings	Public Records & Listings






Property Details

New

Source: Listings

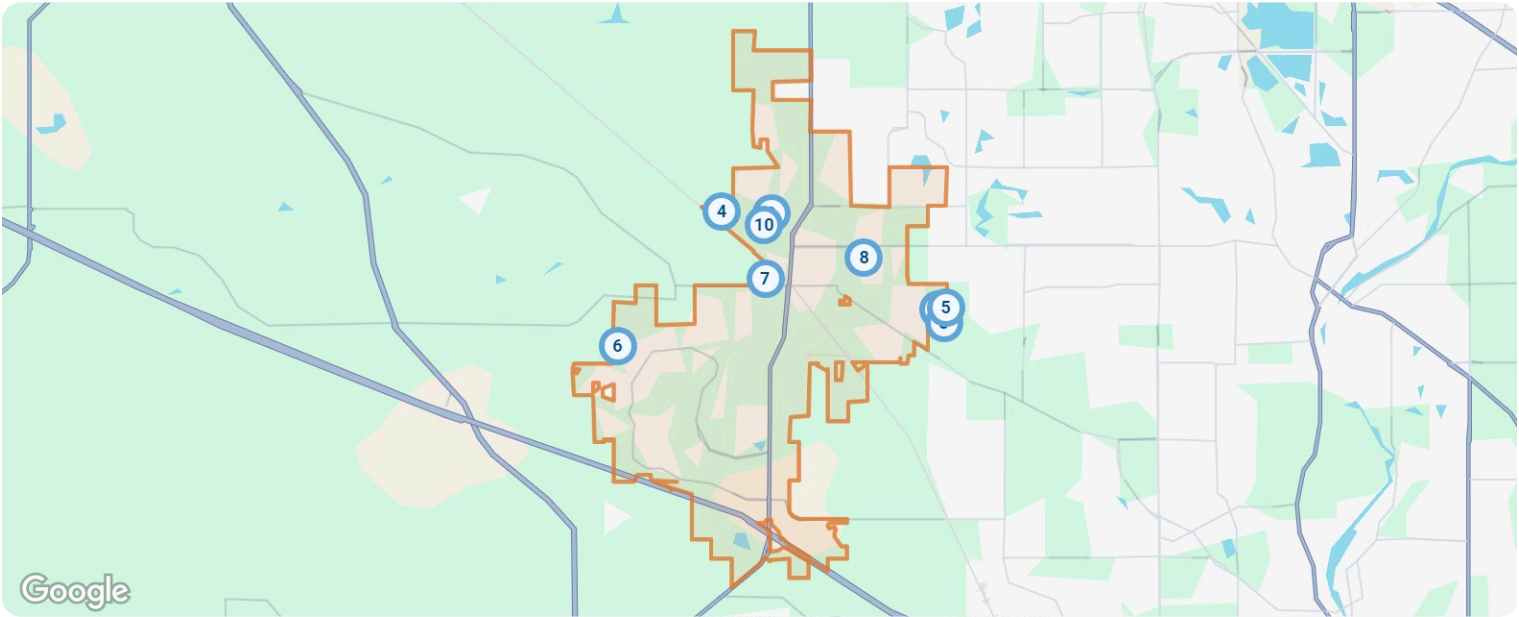


New: 10 properties		Property Type	Beds / Baths	Living Area (sq ft)	Lot Size	Year Built	List Date / Days in RPR	List Price / \$ Per Sq Ft
1	 <div>10216 McMahon Way Huntley, IL 60142 MLS ID: 12273645 ● Active Under Contract / For Sale <i>Listing Courtesy of 103 Realty LLC</i></div>	Single Family	3/3	1,767	–	2024	1/19/2025 25 days	\$349,900 \$198/sq ft
2	 <div>12665 Skeels St Huntley, IL 60142 MLS ID: 12275773 ● Active Under Contract / For Sale <i>Listing Courtesy of 103 Realty LLC</i></div>	Single Family	4/3	2,907	8,712 sq ft	2025	1/22/2025 22 days	\$597,841 \$206/sq ft
3	 <div>12575 Skeels St Huntley, IL 60142 MLS ID: 12286527 ● Active / For Sale <i>Listing Courtesy of 103 Realty LLC</i></div>	Single Family	4/3	2,612	8,712 sq ft	2024	2/7/2025 6 days	\$529,900 \$203/sq ft
4	 <div>12585 Skeels St Huntley, IL 60142 MLS ID: 12275742 ● Active / For Sale <i>Listing Courtesy of 103 Realty LLC</i></div>	Single Family	4/3	2,907	8,712 sq ft	2025	1/22/2025 22 days	\$574,900 \$198/sq ft
5	 <div>12594 Skeels St Huntley, IL 60142 MLS ID: 12279685 ● Active / For Sale <i>Listing Courtesy of 103 Realty LLC</i></div>	Single Family	3/3	2,146	8,712 sq ft	2024	1/29/2025 15 days	\$544,900 \$254/sq ft

New: 10 properties		Property Type	Beds / Baths	Living Area (sq ft)	Lot Size	Year Built	List Date / Days in RPR	List Price / \$ Per Sq Ft
6	 <p>9462 Inverness Dr Huntley, IL 60142 MLS ID: 12132685 ● Active / For Sale</p> <p><i>Listing Courtesy of Berkshire Hathaway HomeServices Starck Real Estate</i></p>	Single Family	4/4	2,091	8,407 sq ft	2004	2/12/2025 1 day	\$439,900 \$210/sq ft
7	 <p>10545 Lancaster St Huntley, IL 60142 MLS ID: 12287594 ● Active / For Sale</p> <p><i>Listing Courtesy of HomeSmart Connect LLC</i></p>	Single Family	3/4	1,914	–	2001	2/14/2025 -1 days	\$370,000 \$193/sq ft
8	 <p>10490 Wakefield Ln Huntley, IL 60142 MLS ID: 12286661 ● Active / For Sale</p> <p><i>Listing Courtesy of Real Broker, LLC</i></p>	Single Family	3/3	1,637	–	2001	2/7/2025 6 days	\$300,000 \$183/sq ft
9	 <p>9900 Humbolt St Huntley, IL 60142 MLS ID: 12285587 ● Active / For Sale</p> <p><i>Listing Courtesy of Daynae Gaudio</i></p>	Single Family	4/2	1,970	–	2024	2/6/2025 7 days	\$524,490 \$266/sq ft
10	 <p>9883 Jonamac Ave Huntley, IL 60142 MLS ID: 12285608 ● Active / For Sale</p> <p><i>Listing Courtesy of Daynae Gaudio</i></p>	Single Family	4/3	2,836	–	2024	2/6/2025 7 days	\$534,990 \$189/sq ft

Pending










Source: Listings



Market Activity Report

Huntley, Illinois

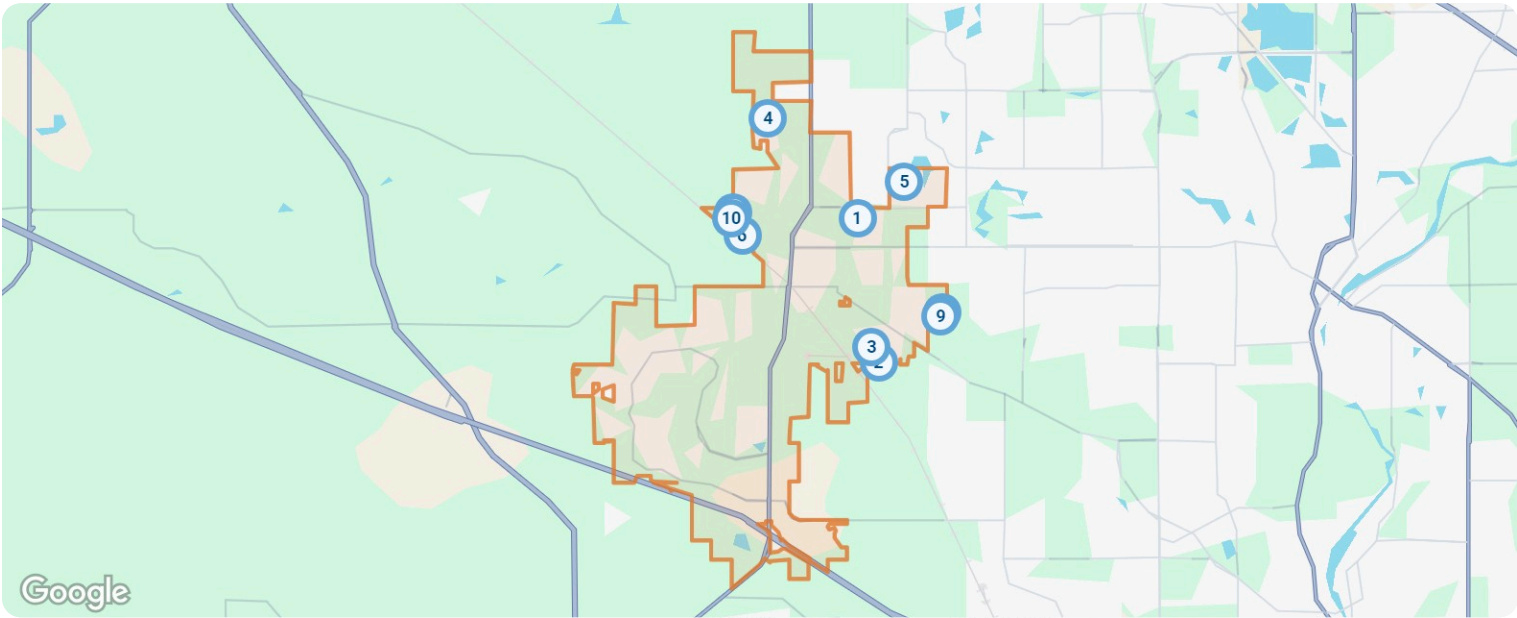


Pending: 10 properties		Property Type	Beds / Baths	Living Area (sq ft)	Lot Size / Year Built	List Date	List Price / \$ Per Sq Ft	Pending Date / Days in RPR
1	 <i>Listing Courtesy of Daynae Gaudio</i>	9919 Central Park Blvd Huntley, IL 60142 MLS ID: 12196046 🕒 Pending / For Sale	Single Family	4/3	2,836	– 2024	10/24/2024	\$509,990 \$180/sq ft 1/13/2025 112 days
2	 <i>Listing Courtesy of Daynae Gaudio</i>	9978 Central Park Blvd Huntley, IL 60142 MLS ID: 12210836 🕒 Pending / For Sale	Single Family	4/3	2,836	– 2024	11/14/2024	\$534,990 \$189/sq ft 1/19/2025 91 days
3	 <i>Listing Courtesy of Daynae Gaudio</i>	9923 Jonamac Ave Huntley, IL 60142 MLS ID: 12199497 🕒 Pending / For Sale	Single Family	5/3	3,044	0.29 acres 2024	10/29/2024	\$549,990 \$181/sq ft 1/19/2025 107 days
4	 <i>Listing Courtesy of 103 Realty LLC</i>	12644 Skeels St Huntley, IL 60142 MLS ID: 12269310 🕒 Pending / For Sale	Single Family	4/4	3,237	8,712 sq ft 2023	1/10/2025	\$595,000 \$184/sq ft 1/10/2025 34 days
5	 <i>Listing Courtesy of Daynae Gaudio</i>	11380 Wild Ridge Ln Huntley, IL 60142 MLS ID: 12210576 🕒 Pending / For Sale	Single Family	4/3	2,836	– 2024	11/14/2024	\$509,990 \$180/sq ft 1/19/2025 91 days
6	 <i>Listing Courtesy of RE/MAX Suburban</i>	11862 Ludbury Rdg Huntley, IL 60142 MLS ID: 12274547 🕒 Pending / For Sale	Single Family	3/2	1,540	5,227 sq ft 2005	2/4/2025	\$399,000 \$259/sq ft 2/6/2025 9 days
7	 <i>Listing Courtesy of Chicago Realty Brokers, LLC</i>	11003 Bonnie Brae Rd Huntley, IL 60142 MLS ID: 12061722 🕒 Pending / For Sale	Single Family	4/3	1,700	0.3 acres –	5/23/2024	\$285,000 \$168/sq ft 1/18/2025 266 days
8	 <i>Listing Courtesy of Innovated Realty Solutions</i>	10820 Santa Fe Trl Huntley, IL 60142 MLS ID: 12217343 🕒 Pending / For Sale	Single Family	4/3	2,636	– 2003	11/29/2024	\$449,000 \$170/sq ft 12/23/2024 76 days
9	 <i>Listing Courtesy of 103 Realty LLC</i>	10210 Mcmahon Way Huntley, IL 60142 MLS ID: 12274292 🕒 Pending / For Sale	Single Family	3/3	1,840	– 2024	1/19/2025	\$390,000 \$212/sq ft 1/20/2025 25 days
10	 <i>Listing Courtesy of 103 Realty LLC</i>	10273 Mey Rd Huntley, IL 60142 MLS ID: 12262406 🕒 Pending / For Sale	Single Family	3/2	1,792	– 2024	12/29/2024	\$465,000 \$259/sq ft 12/31/2024 46 days



Closed

Source: Public Records and Listings



Closed: 10 properties		Property Type	Beds / Baths	Living Area (sq ft)	Lot Size / Year Built	Closed Date / Days in RPR	Closed Price / \$ Per Sq Ft	List to Sold Price %
1	 10913 Greywall Ln Huntley, IL 60142 MLS ID: 12219340 Closed / For Sale <i>Courtesy of RE/MAX Horizon</i>	Single Family	4/6	3,673	0.27 acres 2006	2/10/2025 70 days	\$590,000 \$161/sq ft	↓ 5.58%
2	 10755 Great Plains Dr Huntley, IL 60142 MLS ID: 12202511 Closed / For Sale <i>Courtesy of American Realty Illinois LLC</i>	Single Family	3/3	2,566	0.25 acres 2001	2/10/2025 97 days	\$410,000 \$160/sq ft	↓ 3.53%
3	 10815 Shenandoah Ct Huntley, IL 60142 MLS ID: 12167860 Closed / For Sale <i>Courtesy of Keller Williams North Shore West</i>	Single Family	4/3	3,342	9,879 sq ft 1999	2/10/2025 144 days	\$440,000 \$132/sq ft	—
4	 8913 Pearsall Dr Huntley, IL 60142 MLS ID: 12255204 Closed / For Sale <i>Courtesy of Keller Williams Experience</i>	Single Family	3/4	3,200	9,147 sq ft 2014	2/7/2025 49 days	\$470,000 \$147/sq ft	↑ 0.21%
5	 10395 Longfield Dr Huntley, IL 60142 MLS ID: 12259475 Closed / For Sale <i>Courtesy of Cunningham Realty</i>	Single Family	4/4	3,270	– 2002	2/5/2025 41 days	\$469,900 \$144/sq ft	↓ 2.08%

Market Activity Report

Huntley, Illinois

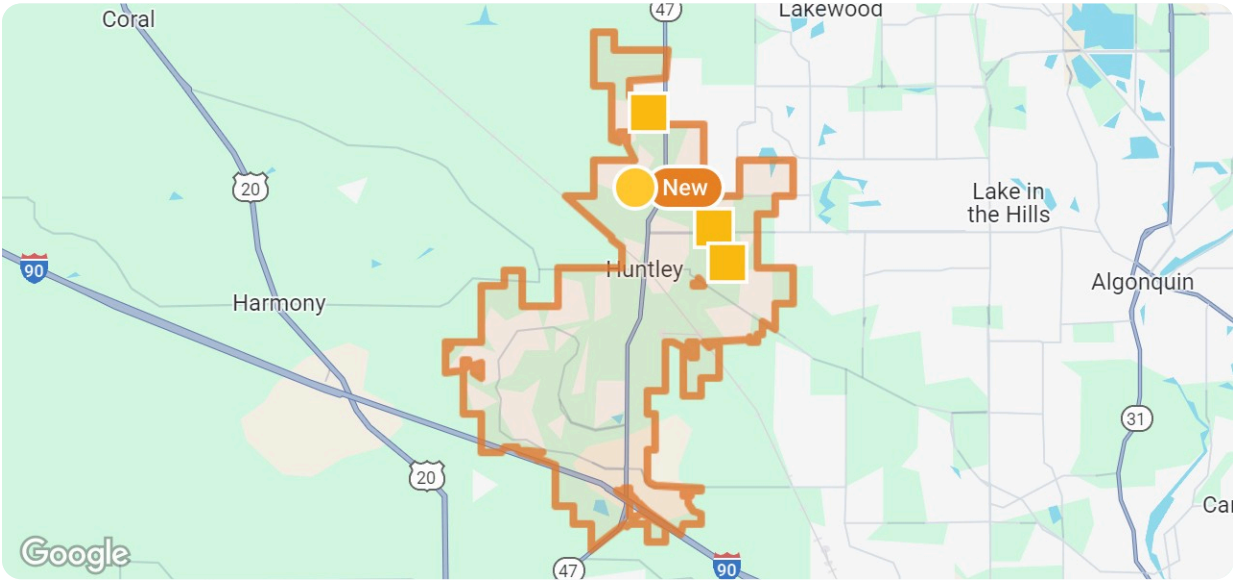


Closed: 10 properties		Property Type	Beds / Baths	Living Area (sq ft)	Lot Size / Year Built	Closed Date / Days in RPR	Closed Price / \$ Per Sq Ft	List to Sold Price %
6	 10410 Amos St Huntley, IL 60142 MLS ID: 12202424 Closed / For Sale <i>Courtesy of Keller Williams Success Realty</i>	Single Family	4/4	3,580	– 2024	2/3/2025 90 days	\$600,000 \$168/sq ft	↓ 4.76%
7	 9929 Central Park Blvd Huntley, IL 60142 MLS ID: 12157210 Closed / For Sale <i>Courtesy of Anita Olsen</i>	Single Family	5/4	3,044	– 2024	12/23/2024 108 days	\$549,990 \$181/sq ft	–
8	 12500 Griffith St Huntley, IL 60142 MLS ID: 12071892 Closed / For Sale <i>Courtesy of 103 Realty LLC</i>	Single Family	3/3	2,386	8,712 sq ft 2024	12/18/2024 200 days	\$549,900 \$230/sq ft	–
9	 9950 Humbolt St Huntley, IL 60142 MLS ID: 12210001 Closed / For Sale <i>Courtesy of Daynae Gaudio</i>	Single Family	4/3	2,600	– 2024	12/20/2024 37 days	\$459,990 \$177/sq ft	–
10	 12502 Mullin St Huntley, IL 60142 MLS ID: 12101030 Closed / For Sale <i>Courtesy of 103 Realty LLC</i>	Single Family	4/3	2,365	– 2024	11/18/2024 138 days	\$517,900 \$219/sq ft	↑ 4.65%



Summary

For Lease Activity in the Last 3 Months



Legend

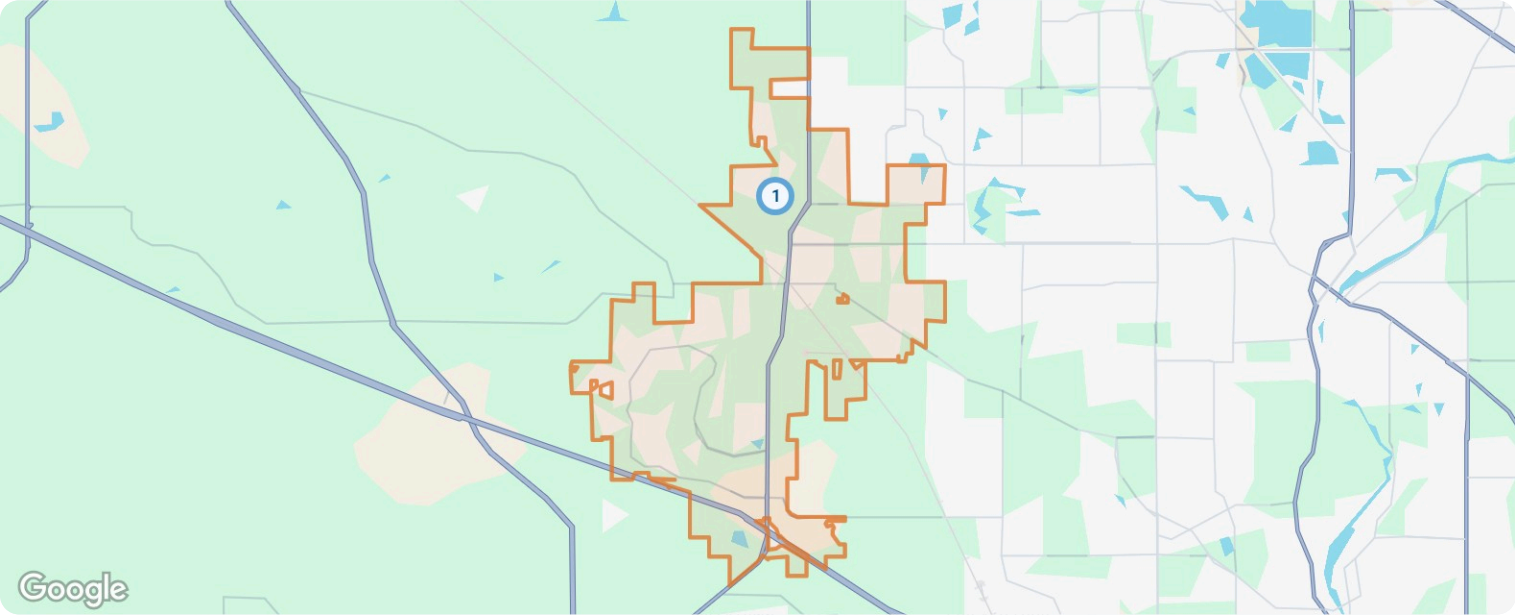
- For Lease
- Recently Leased


	New	Closed
Number of Properties	1	3
Lowest Listing Price / Est.Value	\$2,650	–
Median Listing Price / Est.Value	\$2,650	–
Highest Listing Price / Est.Value	\$2,650	–
Average Price / sqft	\$2	–
Median Price / sqft	\$2	–
Average Days in RPR	14	55
Median Days in RPR	14	45
Total Volume	\$2,650	–
Source	Listings	Public Records & Listings

Property Details

New

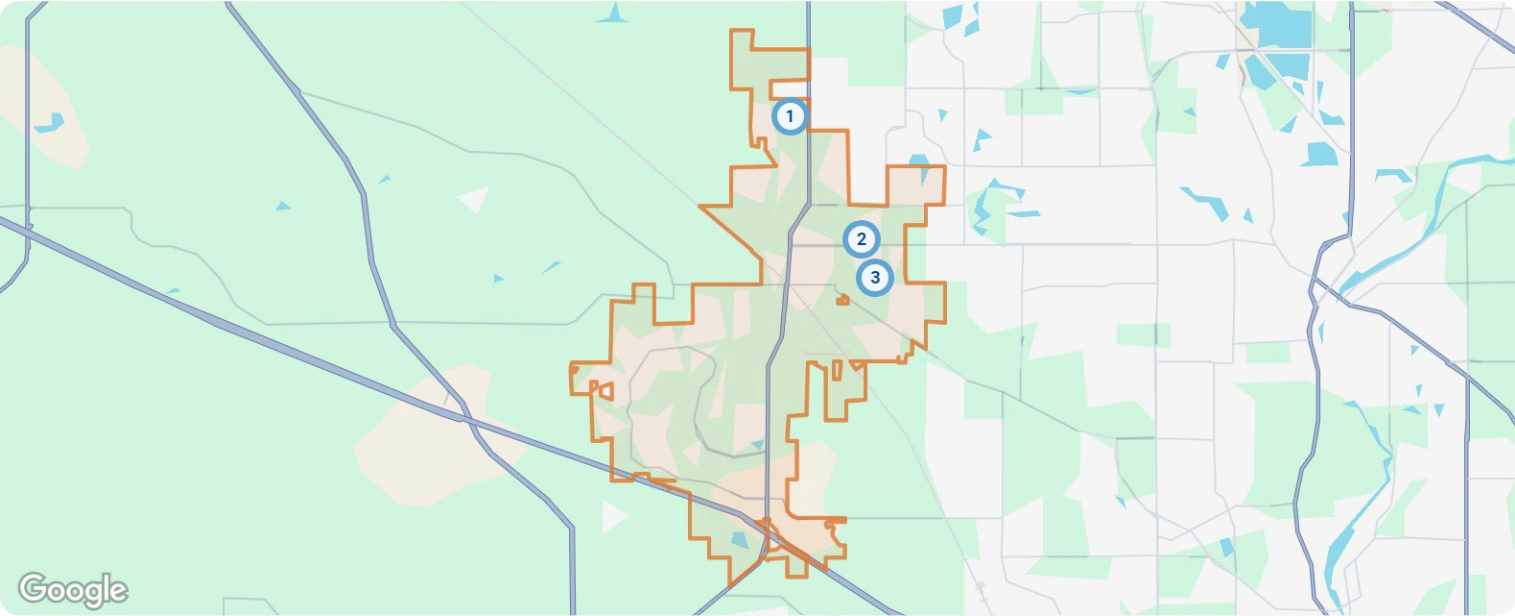
Source: Listings






New: 1 properties		Property Type	Beds / Baths	Living Area (sq ft)	Lot Size	Year Built	List Date / Days in RPR	List Price / \$ Per Sq Ft
1	 <div>9952 Cummings St, #9952 Huntley, IL 60142 MLS ID: 12281010 ● Active / For Lease</div> <div>Courtesy of Stachurska Real Estate, Inc.</div>	Single Family	3/3	1,663	–	2007	1/30/2025 14 days	\$2,650 mo. \$2/sq ft

Closed

Source: Public Records and Listings



Closed: 3 properties		Property Type	Beds / Baths	Living Area (sq ft)	Lot Size / Year Built	Closed Date / Days in RPR	Closed Price / \$ Per Sq Ft	List to Sold Price %
1	 8956 Dolby St Huntley, IL 60142 MLS ID: 12207988 Closed / For Lease <i>Courtesy of KOMAR</i>	Single Family	3/3	2,221	– 2021	12/26/2024 45 days	- \$1/sq ft	-
2	 10824 Concord Ln Huntley, IL 60142 MLS ID: 12175040 Closed / For Lease <i>Courtesy of Wall Street Property Group, Inc</i>	Single Family	4/3	3,000	– 2001	12/24/2024 88 days	- \$1/sq ft	-
3	 10624 Lone Star Way Huntley, IL 60142 MLS ID: 12202150 Closed / For Lease <i>Courtesy of Legacy Properties, A Sarah Leonard Company, LLC</i>	Single Family	4/4	4,630	– 2004	12/4/2024 33 days	- \$1/sq ft	-

About RPR

- RPR® is the nation's largest property database, exclusively for REALTORS®. It empowers REALTORS® to help buyers and sellers make informed decisions, backed by a real estate database covering more than 160 million residential and commercial properties in the United States.
- RPR is a wholly owned subsidiary of the National Association of REALTORS® and a member benefit to REALTORS®.
- RPR's data sources range from MLSs and county-level tax and assessment offices, to the U.S. Census and FEMA, to specialty data set providers such as Esri (consumer data), Niche (school information) and Precisely (geographic boundaries).

Learn More

For more information about RPR, please visit RPR's public website: <https://blog.narrpr.com>

