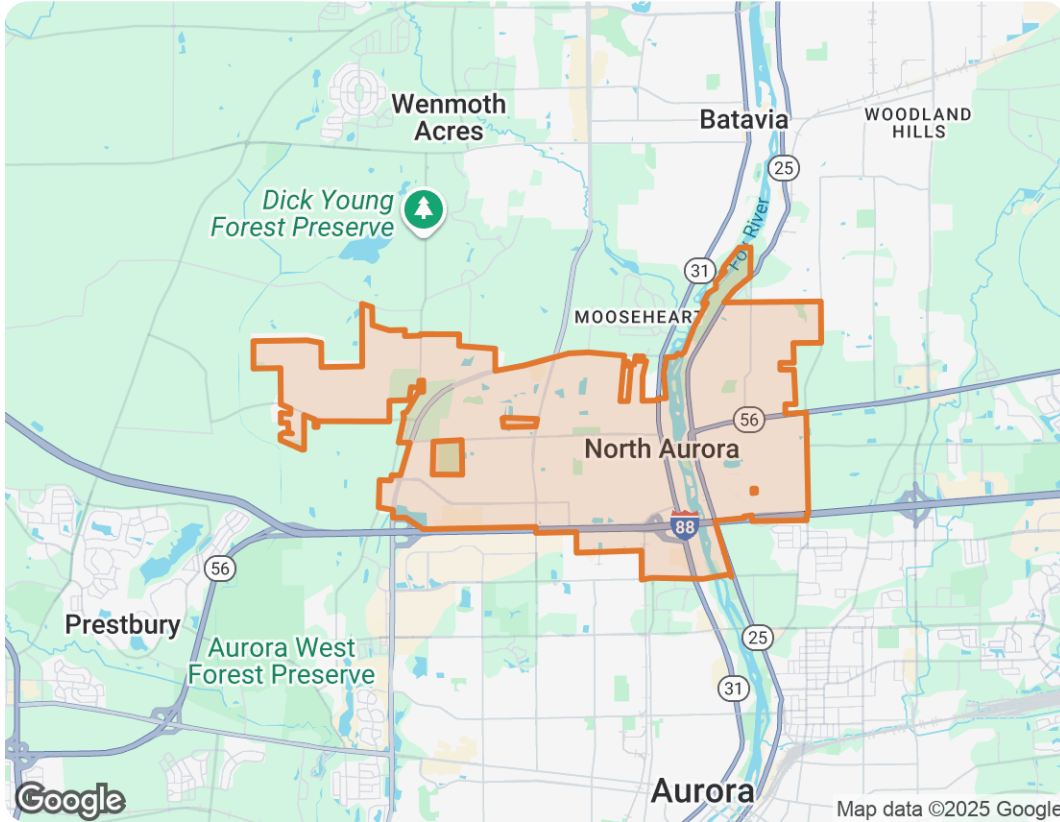


North Aurora, Illinois



Nicholas Kein

SRES

📞 Work (630) 405-3855 | 📞 Work (630) 405-3855

✉️ nick@Kombrink.com

🌐 www.onesourcesells.com



Market Trends

Market Trends for North Aurora, Illinois

Single Family + Condo/Townhouse/Apt.

Market Type

Seller's Market

Balanced Market

Buyer's Market

Key Details

Months of Inventory

—

Sold to List Price %

101.4%

↑ 1.26% MoM

Median Days in RPR

31

↑ 210% MoM

Median Sold Price

\$321,950

↓ 17.13% MoM

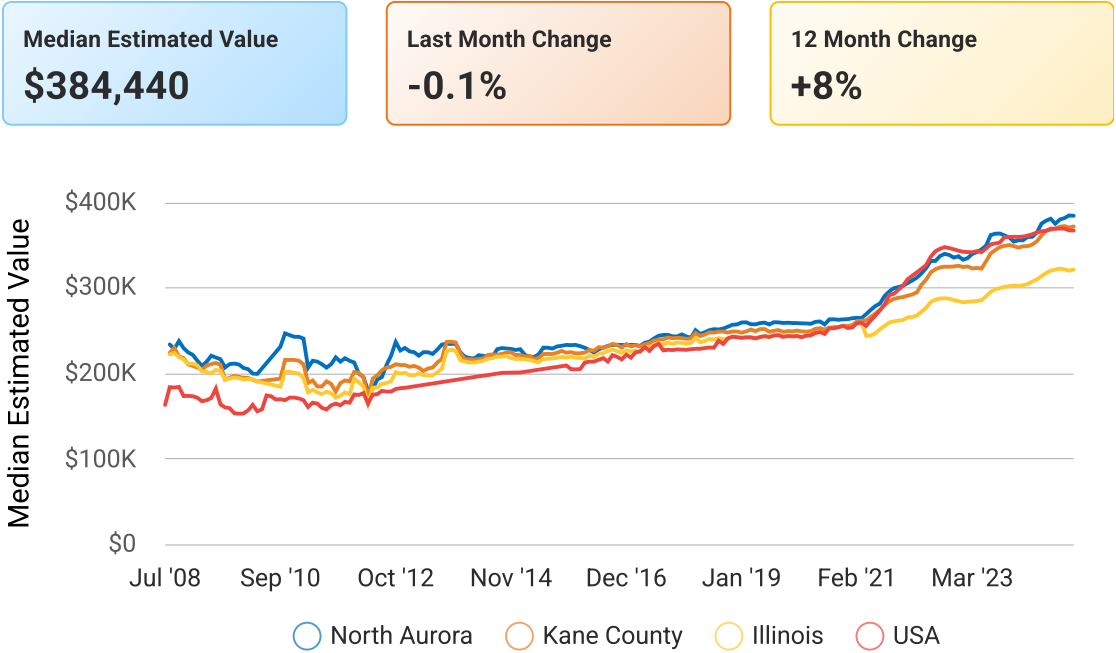
January 2025 Median Estimated Property Value

Single Family + Condo/Townhouse/Apt.

This graphic displays property estimates for a market area and a subject property, where one has been selected. Estimated property values are generated by a valuation model and are not formal appraisals.

Source: Public records, and MLS sources where licensed

Update Frequency: Monthly



North Aurora, Illinois

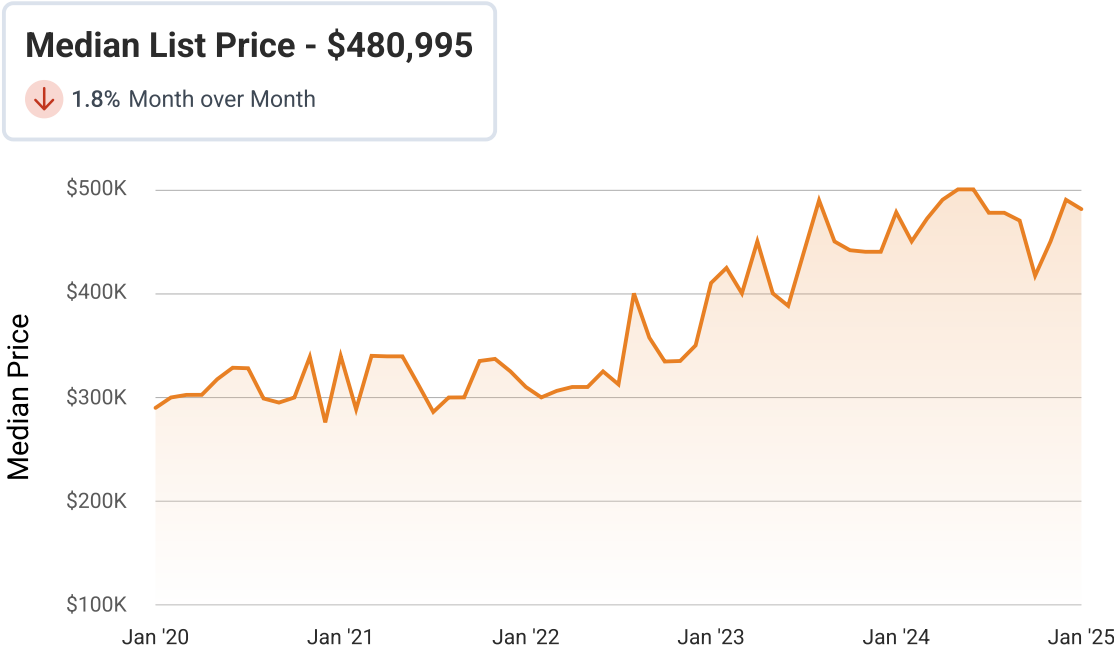
Active Listings

North Aurora, Illinois

Single Family + Condo/Townhouse/Apt.

This graphic summarizes key statistics for properties that were in an active status on the last day of each month. RPR uses list date and a derived pending date to determine if the listing was active on the last day of the month. An end-of-month snapshot of active listings helps to understand inventory levels, price points and duration on the market.

Source: Listing sources
Update Frequency: Monthly



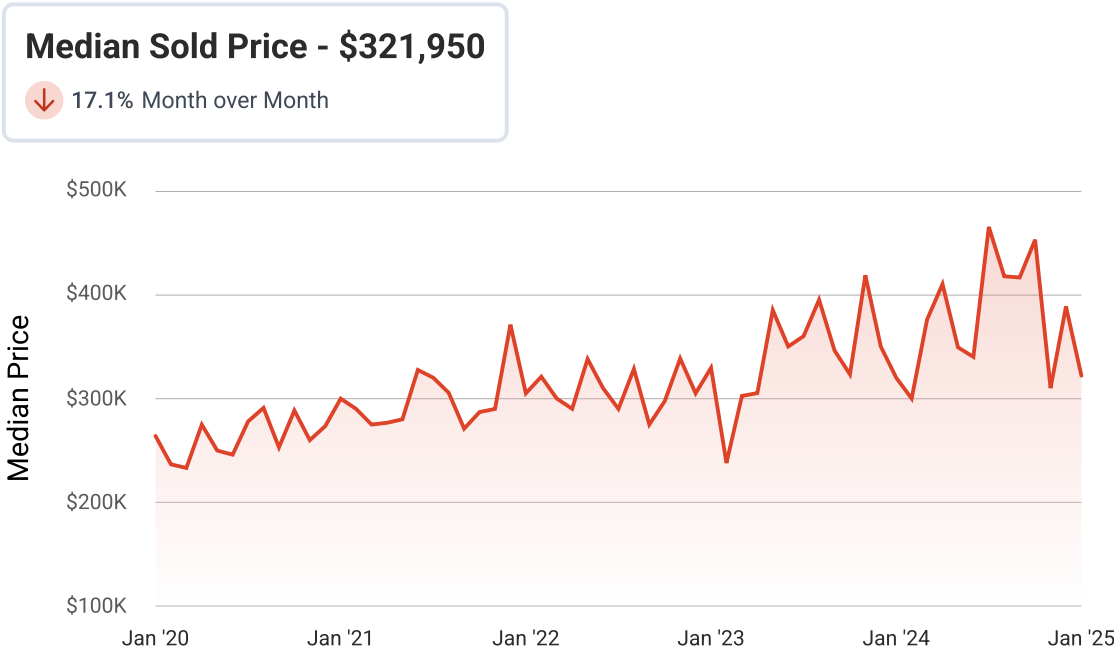
Sold Listings

North Aurora, Illinois

Single Family + Condo/Townhouse/Apt.

This graphic summarizes key statistics for properties that sold each month. RPR uses a derived sold date to determine when a property moved into a sold status within the given month. These statistics are important for understanding the price points on sold properties as well as the difference between the list price and sold price, which reveals whether buyers are paying over or under the asking price.

Source: Listing sources
Update Frequency: Monthly



Market Snapshot

Value and Price Changes

	Current	Last Month	Last 3 Months	Last 12 Months	Last 24 Months	Last 36 Months
Median Est. Property Value Last Updated: 1/31/2025	–	\$384,800 -0.09%	\$380,080 +1.15%	\$355,830 +8.04%	\$333,080 +15.42%	\$305,880 +25.68%
Median Sold Price Last Updated: 1/31/2025	–	\$311,000 +23.79%	\$310,000 +24.19%	\$300,000 +28.33%	\$360,000 +6.94%	\$305,000 +26.23%
Median List Price Last Updated: 1/31/2025	–	\$489,990 -1.84%	\$417,000 +15.35%	\$477,990 +0.63%	\$409,990 +17.32%	\$309,990 +55.16%

About this Data: Because some brokerages may choose not to include their MLS listing content within the RPR platform, the analysis contained in this report may not have been created using all the available listing data within this geographical market.

Median estimated property values are generated by a valuation model and are not formal appraisals. Valuations are based on public records and MLS data where licensed. The Metrics displayed here reflect **All Residential Single Family, Condo, Townhouse and Apartment properties** data.

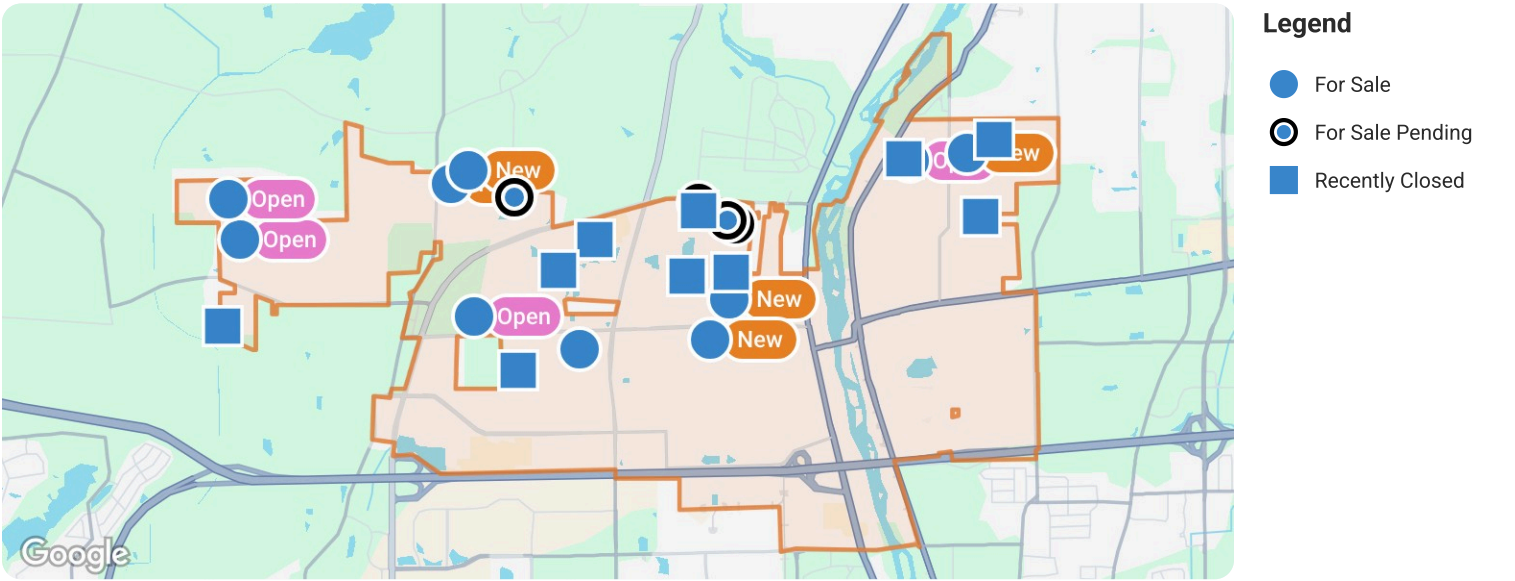
Market Activity

Market Filters Selected

- Sort Order: Recently updated
- Maximum Properties Per Change Type: 90
- Change Types: New Listings, Pending, Closed
- Property Types: Single Family, Condo/Townhouse/Apt
- Property Features: Sale Price: Any, Lease Price: Any, Beds: 3+, Baths: 2+, Living Area: Any, Lot Size (acre): Any, Year Built: Any

Summary

For Sale Activity in the Last 3 Months

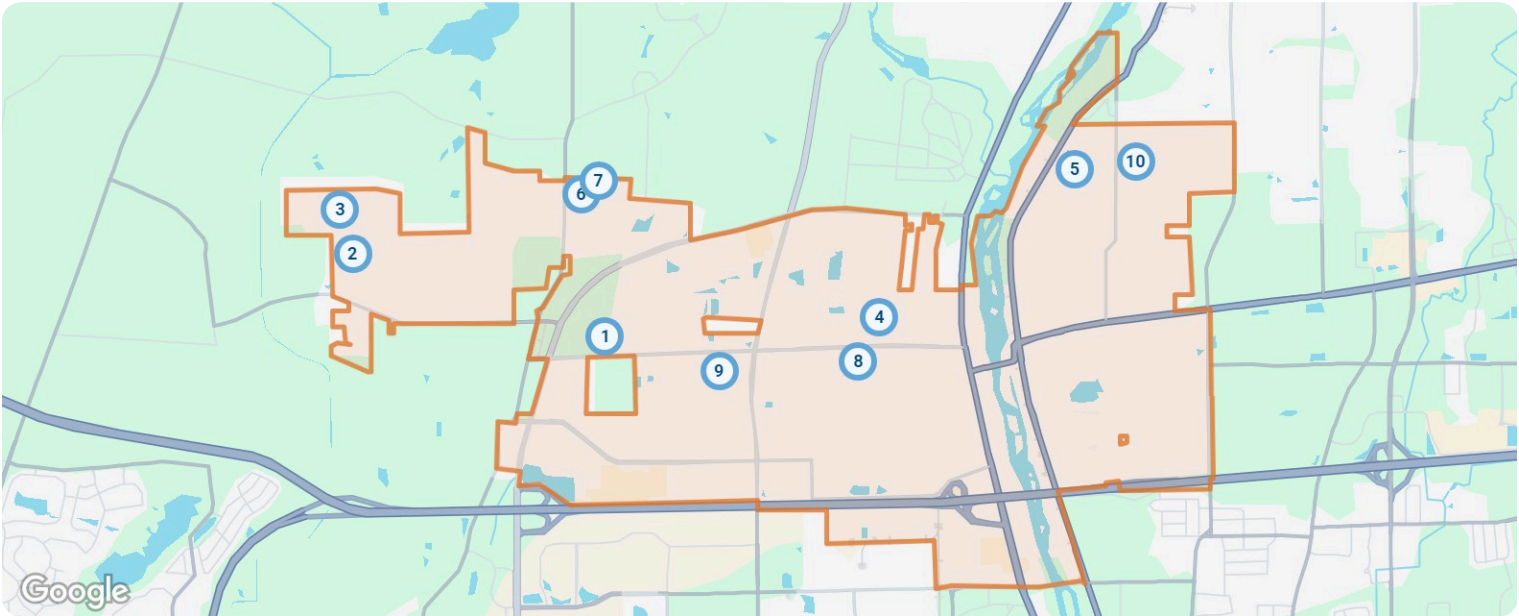


	New	Pending	Closed
Number of Properties	10	4	10
Lowest Listing Price / Est.Value	\$269,999	\$440,000	\$334,900
Median Listing Price / Est.Value	\$471,075	\$684,798	\$509,495
Highest Listing Price / Est.Value	\$569,000	\$912,625	\$715,000
Average Price / sqft	\$212	\$190	\$215
Median Price / sqft	\$209	\$182	\$199
Average Days in RPR	11	46	80
Median Days in RPR	7	40	65
Total Volume	\$4,399,659	\$2,722,220	\$5,437,401
Source	Listings	Listings	Public Records & Listings

Property Details

New

Source: Listings



New: 10 properties		Property Type	Beds / Baths	Living Area (sq ft)	Lot Size	Year Built	List Date / Days in RPR	List Price / \$ Per Sq Ft
1	 <div>235 Abington Ln North Aurora, IL 60542 MLS ID: 12287140 ● Active / For Sale</div> <div>Listing Courtesy of Compass</div>	Single Family	3/3	1,610	1,998 sq ft	1997	2/13/2025 – days	\$300,000 \$186/sq ft
2	 <div>2817 Bauer Rd North Aurora, IL 60542 MLS ID: 12280856 ● Active / For Sale</div> <div>Listing Courtesy of john greene, Realtor</div>	Single Family	4/3	3,125	0.32 acres	2006	2/12/2025 1 day	\$535,000 \$171/sq ft
3	 <div>2911 Hampton Ave North Aurora, IL 60542 MLS ID: 12279116 ● Active / For Sale</div> <div>Listing Courtesy of Baird & Warner</div>	Single Family	4/3	3,300	0.32 acres	2015	2/11/2025 2 days	\$569,000 \$172/sq ft
4	 <div>207 Maplewood Dr North Aurora, IL 60542 MLS ID: 12219041 ● Active / For Sale</div> <div>Listing Courtesy of RE/MAX Professionals Select</div>	Single Family	3/2	1,114	6,813 sq ft	1980	1/16/2025 28 days	\$335,000 \$301/sq ft
5	 <div>1013 Churchill Dr North Aurora, IL 60542 MLS ID: 12284383 ● Active / For Sale</div> <div>Listing Courtesy of Daynae Gaudio</div>	Single Family	3/3	2,493	–	2020	2/5/2025 8 days	\$549,990 \$221/sq ft

Market Activity Report

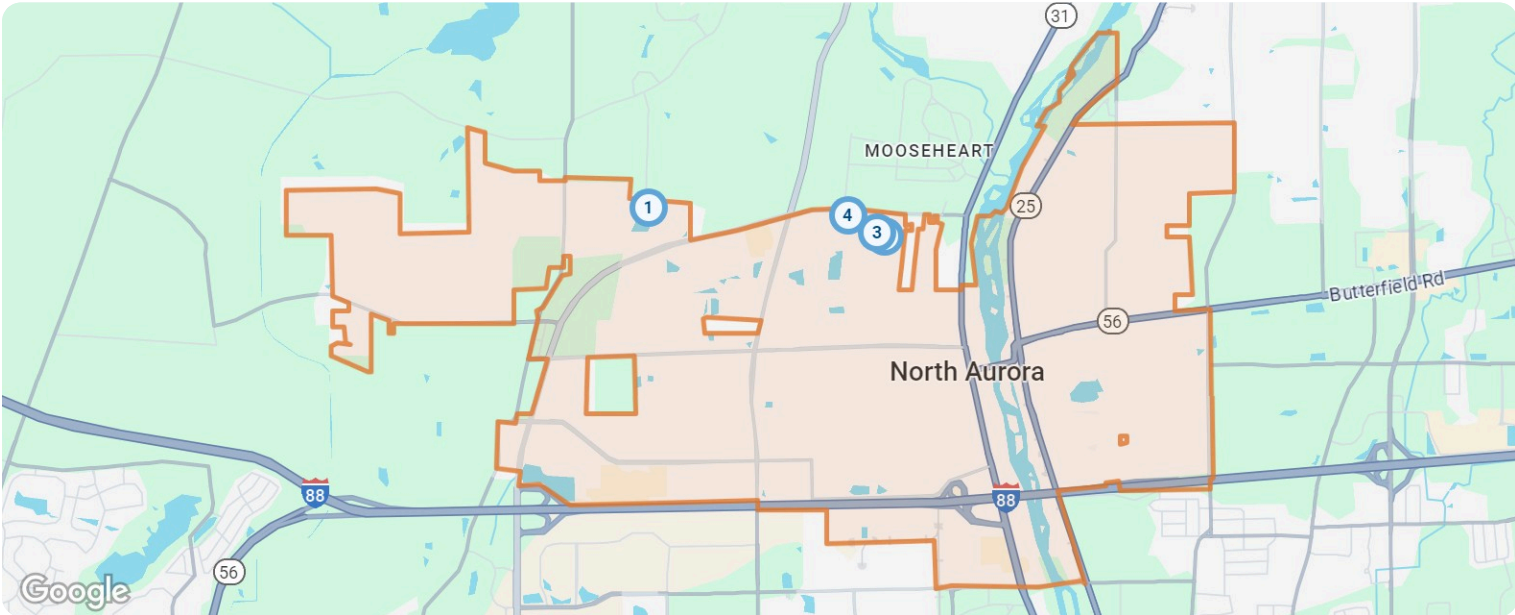
North Aurora, Illinois



New: 10 properties		Property Type	Beds / Baths	Living Area (sq ft)	Lot Size	Year Built	List Date / Days in RPR	List Price / \$ Per Sq Ft
6	 900 Fair Meadow St North Aurora, IL 60542 MLS ID: 12289553 ● Active / For Sale <i>Listing Courtesy of Little Realty</i>	Single Family	4/3	2,157	0.34 acres	2025	2/12/2025 1 day	\$507,250 \$235/sq ft
7	 1783 Breton Ave North Aurora, IL 60542 MLS ID: 12278187 ● Active / For Sale <i>Listing Courtesy of Little Realty</i>	Single Family	4/3	2,437	0.32 acres	2025	1/27/2025 17 days	\$548,520 \$225/sq ft
8	 509 W State St North Aurora, IL 60542 MLS ID: 12282744 ● Active / For Sale <i>Listing Courtesy of Kettley & Co. Inc. - Sugar Grove</i>	Single Family	3/2	1,311	10,018 sq ft	1964	2/8/2025 5 days	\$350,000 \$267/sq ft
9	 413 E Victoria Cir North Aurora, IL 60542 MLS ID: 12277680 ● Active Under Contract / For Sale <i>Listing Courtesy of @properties Christie's International Real Estate</i>	Condo/Townhouse/Apt.	3/3	1,864	–	1996	1/29/2025 15 days	\$269,999 \$145/sq ft
10	 507 Wingfoot Dr North Aurora, IL 60542 MLS ID: 12272780 ● Active / For Sale <i>Listing Courtesy of Keller Williams Success Realty</i>	Single Family	4/3	2,200	9,583 sq ft	1993	1/16/2025 28 days	\$434,900 \$198/sq ft

Pending





Source: Listings



Market Activity Report

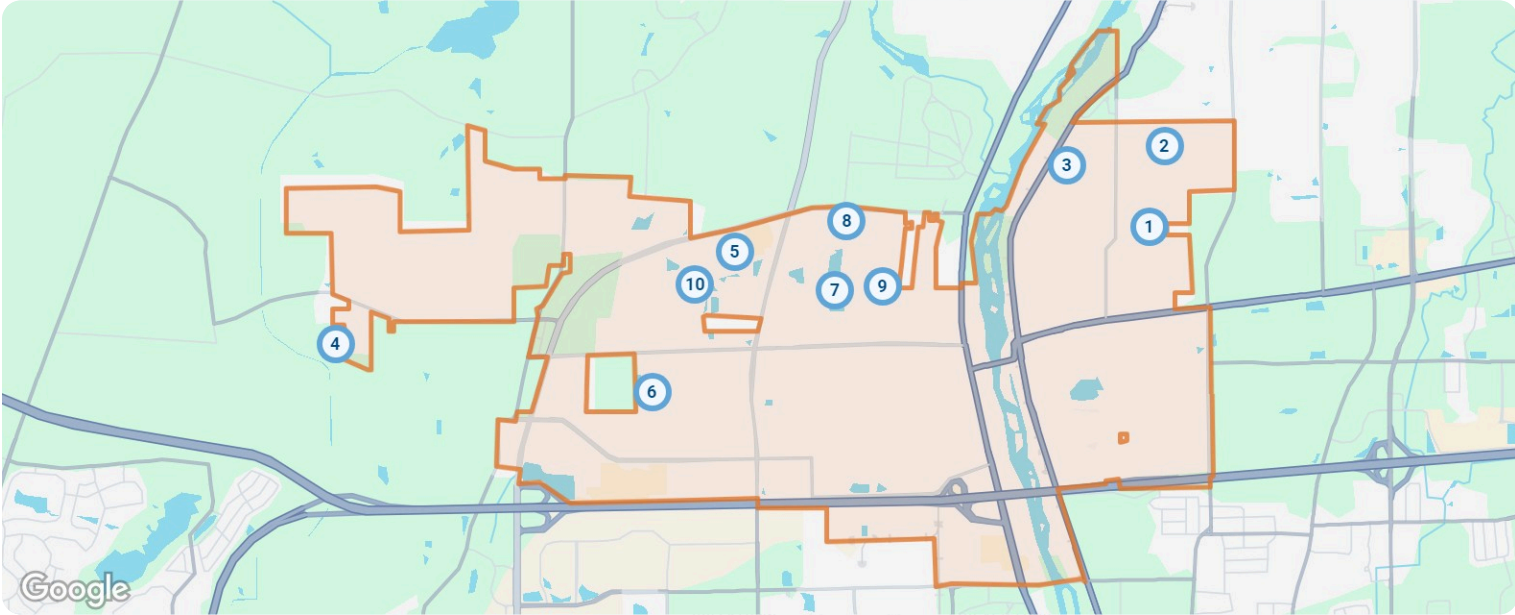
North Aurora, Illinois




Pending: 4 properties		Property Type	Beds / Baths	Living Area (sq ft)	Lot Size / Year Built	List Date	List Price / \$ Per Sq Ft	Pending Date / Days in RPR
1	<div><div><div><div>1534 Patterson Ave</div><div>North Aurora, IL 60542</div><div>MLS ID: 12276914</div><div><div><div></div></div><div>Pending / For Sale</div></div></div><div><div>Listing Courtesy of Compass</div></div></div></div>	Single Family	4/3	2,632	0.27 acres 2000	1/24/2025	\$440,000 \$167/sq ft	2/10/2025 20 days
2	<div><div><div><div>557 Quail Ln</div><div>North Aurora, IL 60542</div><div>MLS ID: 12211058</div><div><div><div></div></div><div>Pending / For Sale</div></div></div><div><div>Listing Courtesy of john greene, Realtor</div></div></div></div>	Single Family	4/4	3,985	0.32 acres 2024	11/17/2024	\$912,625 \$229/sq ft	11/17/2024 88 days
3	<div><div><div><div>560 Quail Ln</div><div>North Aurora, IL 60542</div><div>MLS ID: 12257360</div><div><div><div></div></div><div>Pending / For Sale</div></div></div><div><div>Listing Courtesy of john greene, Realtor</div></div></div></div>	Single Family	4/4	3,953	0.32 acres 2024	12/16/2024	\$705,130 \$178/sq ft	12/16/2024 59 days
4	<div><div><div><div>545 Moose Lake Ave</div><div>North Aurora, IL 60542</div><div>MLS ID: 12278705</div><div><div><div></div></div><div>Pending / For Sale</div></div></div><div><div>Listing Courtesy of john greene, Realtor</div></div></div></div>	Single Family	4/3	3,567	0.32 acres 2024	1/27/2025	\$664,465 \$186/sq ft	1/27/2025 17 days










Closed

Source: Public Records and Listings



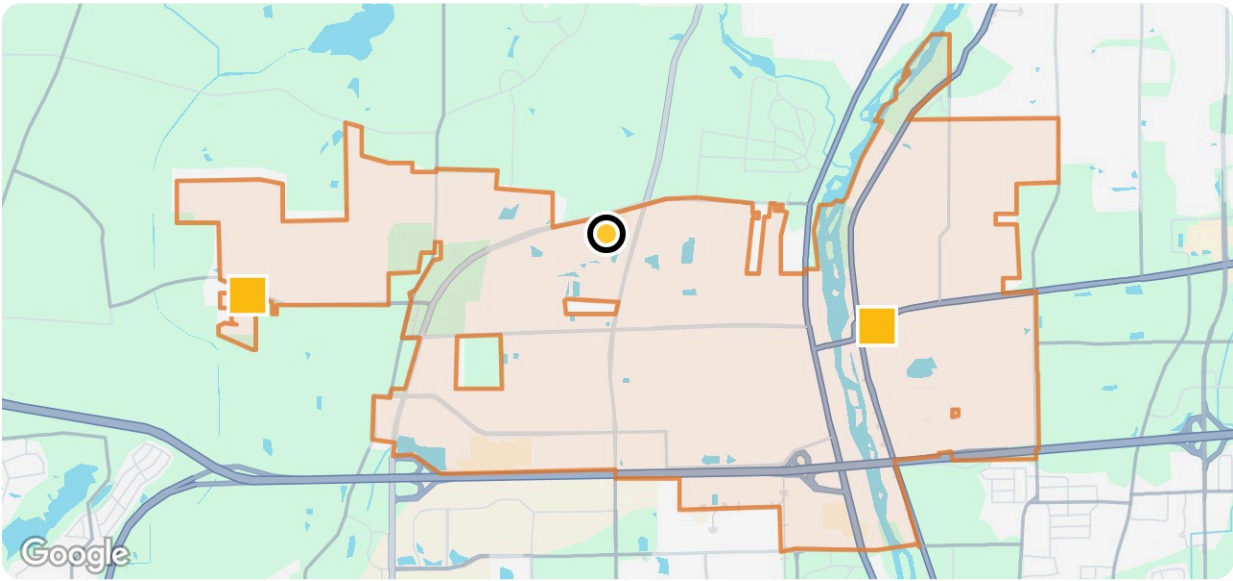
Closed: 10 properties		Property Type	Beds / Baths	Living Area (sq ft)	Lot Size / Year Built	Closed Date / Days in RPR	Closed Price / \$ Per Sq Ft	List to Sold Price %	
1		202 Jessica Ct North Aurora, IL 60542 MLS ID: 12175708	Single Family	4/3	3,105	0.39 acres 1999	2/11/2025 75 days	\$484,300 \$156/sq ft	<div><div></div><div>3.14%</div></div>
	<div><div></div><div>Closed / For Sale</div></div>								
	<div>Courtesy of HomeSmart Realty Group</div>								





Closed: 10 properties		Property Type	Beds / Baths	Living Area (sq ft)	Lot Size / Year Built	Closed Date / Days in RPR	Closed Price / \$ Per Sq Ft	List to Sold Price %
2	<div>  <div> <div>703 Augusta Dr</div> <div>North Aurora, IL 60542</div> <div>MLS ID: 12216940</div> <div> <div>Closed / For Sale</div> </div> </div> </div> <div>Courtesy of @properties Christie's International Real Estate</div>	Single Family	4/4	2,460	0.32 acres 1998	2/7/2025 68 days	\$490,000 \$199/sq ft	<div>↓</div> <div>1.98%</div>
3	<div>  <div> <div>1012 Churchill Dr</div> <div>North Aurora, IL 60542</div> <div>MLS ID: 12190788</div> <div> <div>Closed / For Sale</div> </div> </div> </div> <div>Courtesy of Daynae Gaudio</div>	Single Family	3/2	1,956	– 2024	12/18/2024 62 days	\$498,990 \$255/sq ft	<div>↓</div> <div>0.2%</div>
4	<div>  <div> <div>3071 Elleby Ct</div> <div>North Aurora, IL 60542</div> <div>MLS ID: 12222096</div> <div> <div>Closed / For Sale</div> </div> </div> </div> <div>Courtesy of Keller Williams Innovate - Aurora</div>	Single Family	4/4	3,156	– 2009	2/6/2025 92 days	\$635,000 \$201/sq ft	<div>↓</div> <div>2.16%</div>
5	<div>  <div> <div>1290 Comiskey Ave</div> <div>North Aurora, IL 60542</div> <div>MLS ID: 12199233</div> <div> <div>Closed / For Sale</div> </div> </div> </div> <div>Courtesy of @properties Christie's International Real Estate</div>	Single Family	3/3	1,895	– 2008	11/26/2024 25 days	\$334,900 \$177/sq ft	<div>—</div> <div></div>
6	<div>  <div> <div>1497 Hearthstone Ln</div> <div>North Aurora, IL 60542</div> <div>MLS ID: 12160926</div> <div> <div>Closed / For Sale</div> </div> </div> </div> <div>Courtesy of Chase Real Estate LLC</div>	Single Family	4/3	2,450	– 2017	11/19/2024 69 days	\$463,000 \$189/sq ft	<div>↓</div> <div>1.28%</div>
7	<div>  <div> <div>418 Mallard Point Dr</div> <div>North Aurora, IL 60542</div> <div>MLS ID: 12259109</div> <div> <div>Closed / For Sale</div> </div> </div> </div> <div>Courtesy of john greene, Realtor</div>	Single Family	3/2	2,135	0.33 acres 2024	2/4/2025 47 days	\$619,540 \$290/sq ft	<div>↑</div> <div>5.21%</div>
8	<div>  <div> <div>544 Moose Lake Ave</div> <div>North Aurora, IL 60542</div> <div>MLS ID: 12010733</div> <div> <div>Closed / For Sale</div> </div> </div> </div> <div>Courtesy of john greene, Realtor</div>	Single Family	4/4	3,600	0.32 acres 2023	12/6/2024 260 days	\$715,000 \$199/sq ft	<div>—</div> <div></div>
9	<div>  <div> <div>365 Pheasant Hill Dr</div> <div>North Aurora, IL 60542</div> <div>MLS ID: 12197430</div> <div> <div>Closed / For Sale</div> </div> </div> </div> <div>Courtesy of john greene, Realtor</div>	Single Family	3/2	2,090	0.33 acres 2024	12/3/2024 39 days	\$676,671 \$324/sq ft	<div>↑</div> <div>8.24%</div>
10	<div>  <div> <div>1380 Ritter St</div> <div>North Aurora, IL 60542</div> <div>MLS ID: 12184188</div> <div> <div>Closed / For Sale</div> </div> </div> </div> <div>Courtesy of Coldwell Banker Real Estate Group</div>	Single Family	4/3	3,240	10,715 sq ft 2015	12/13/2024 58 days	\$520,000 \$160/sq ft	<div>↑</div> <div>1.98%</div>

Summary

For Lease Activity in the Last 3 Months



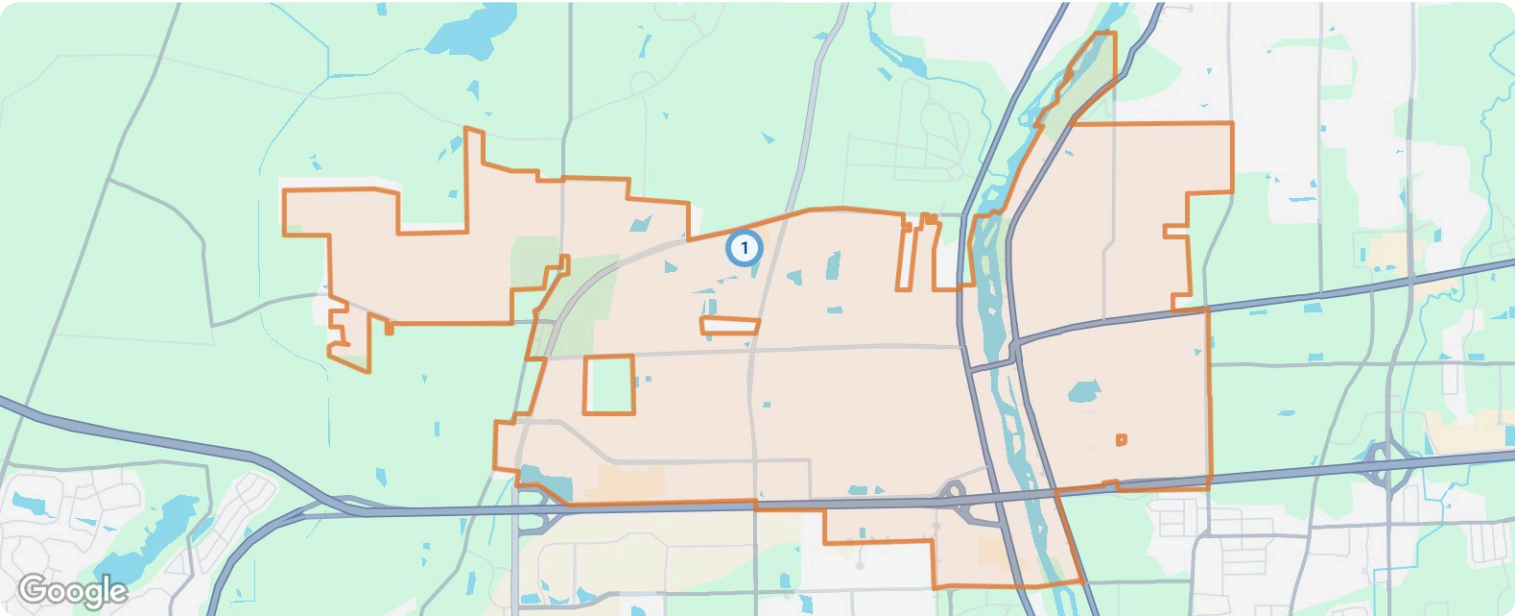
- Legend**
-  For Lease Pending
 -  Recently Leased


	Pending	Closed
Number of Properties	1	2
Lowest Listing Price / Est.Value	\$2,595	–
Median Listing Price / Est.Value	\$2,595	–
Highest Listing Price / Est.Value	\$2,595	–
Average Price / sqft	\$2	–
Median Price / sqft	\$2	–
Average Days in RPR	44	38
Median Days in RPR	44	38
Total Volume	\$2,595	–
Source	Listings	Public Records & Listings

Property Details

Pending

Source: Listings

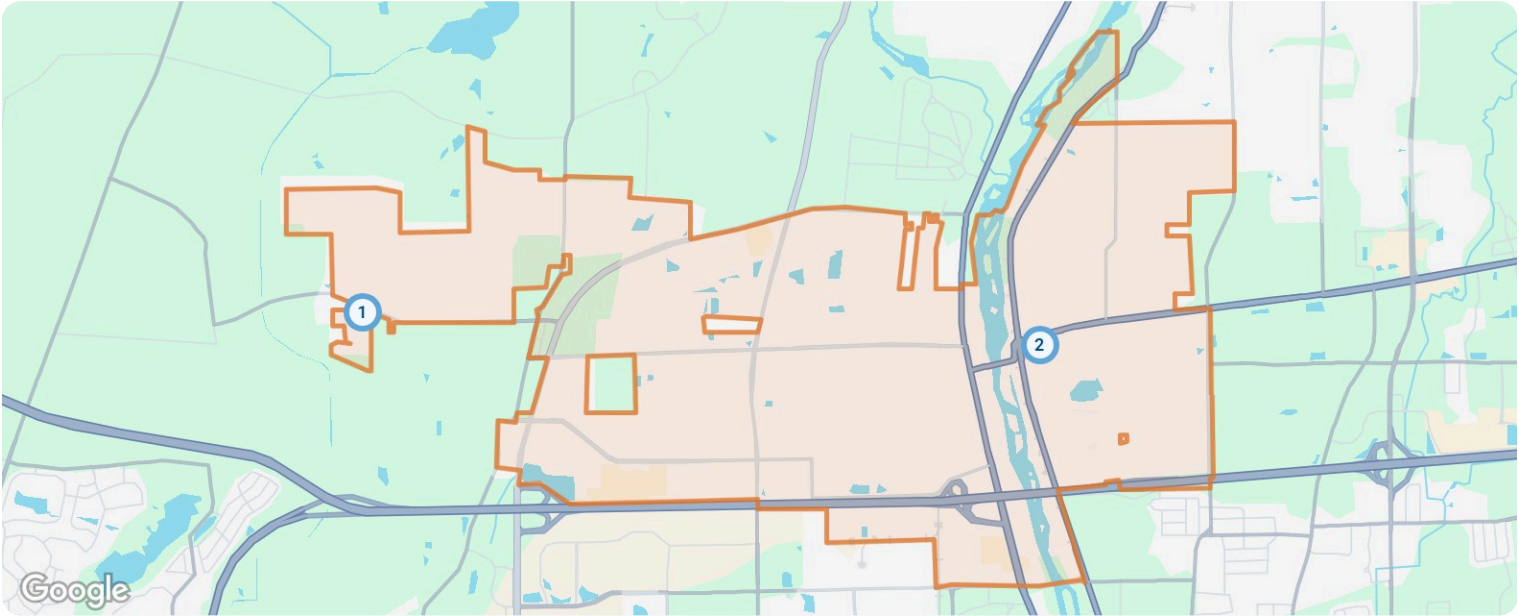




Pending: 1 properties		Property Type	Beds / Baths	Living Area (sq ft)	Lot Size / Year Built	List Date	List Price / \$ Per Sq Ft	Pending Date / Days in RPR
1	<div><div></div><div><div>1036 Kilbery Ln</div><div>North Aurora, IL 60542</div><div>MLS ID: 12262465</div><div><div><div></div></div> Pending / For Lease</div></div></div>	Single Family	3/3	1,606	– 2019	12/31/2024	\$2,595 mo. \$2/sq ft	1/29/2025 44 days

Courtesy of Keller Williams Infinity

Closed

Source: Public Records and Listings



Closed: 2 properties		Property Type	Beds / Baths	Living Area (sq ft)	Lot Size / Year Built	Closed Date / Days in RPR	Closed Price / \$ Per Sq Ft	List to Sold Price %
1		<div><div>391 Lake Run Ln</div><div>North Aurora, IL 60542</div><div>MLS ID: 12161074</div><div><div></div> Closed / For Lease</div></div>						
		Single Family	4/4	5,260	– 2008	11/22/2024 72 days	- \$1/sq ft	-
		<i>Courtesy of Coldwell Banker Realty</i>						
2		<div><div>11 Stone Ave</div><div>North Aurora, IL 60542</div><div>MLS ID: 12262846</div><div><div></div> Closed / For Lease</div></div>						
		Single Family	3/2	1,040	7,500 sq ft 1956	1/6/2025 4 days	- \$2/sq ft	-
		<i>Courtesy of Dream Town Real Estate</i>						

About RPR

- RPR® is the nation's largest property database, exclusively for REALTORS®. It empowers REALTORS® to help buyers and sellers make informed decisions, backed by a real estate database covering more than 160 million residential and commercial properties in the United States.
- RPR is a wholly owned subsidiary of the National Association of REALTORS® and a member benefit to REALTORS®.
- RPR's data sources range from MLSs and county-level tax and assessment offices, to the U.S. Census and FEMA, to specialty data set providers such as Esri (consumer data), Niche (school information) and Precisely (geographic boundaries).

Learn More

For more information about RPR, please visit RPR's public website: <https://blog.narrpr.com>

