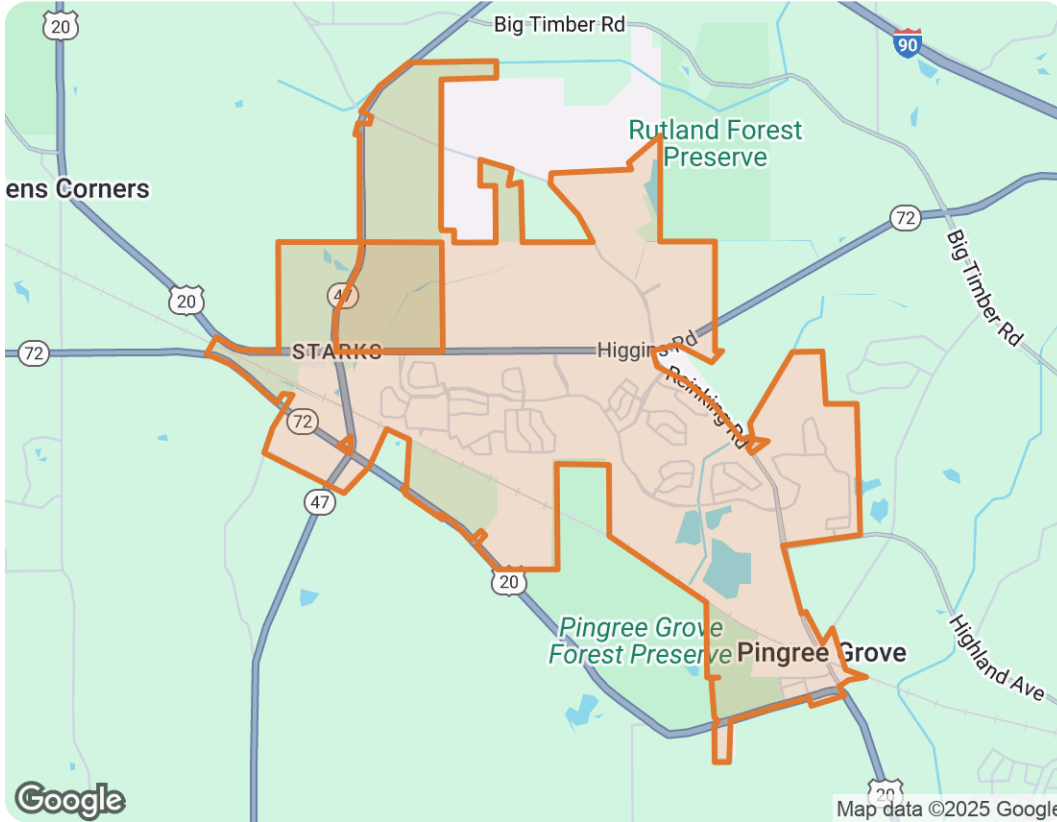


Pingree Grove, Illinois



Nicholas Kein

SRES

📞 Work (630) 405-3855 | 📞 Work (630) 405-3855

✉️ nick@Kombrink.com

🌐 www.onesourcesells.com



Market Trends

Market Trends for Pingree Grove, Illinois

Single Family + Condo/Townhouse/Apt.

January 2025

Market Type

Seller's Market

Balanced Market

Buyer's Market

Key Details

Months of Inventory

2.79

↓ 22.93% MoM

Sold to List Price %

99.4%

↓ 0.43% MoM

Median Days in RPR

14

↓ 58.82% MoM

Median Sold Price

\$299,990

↓ 7.69% MoM

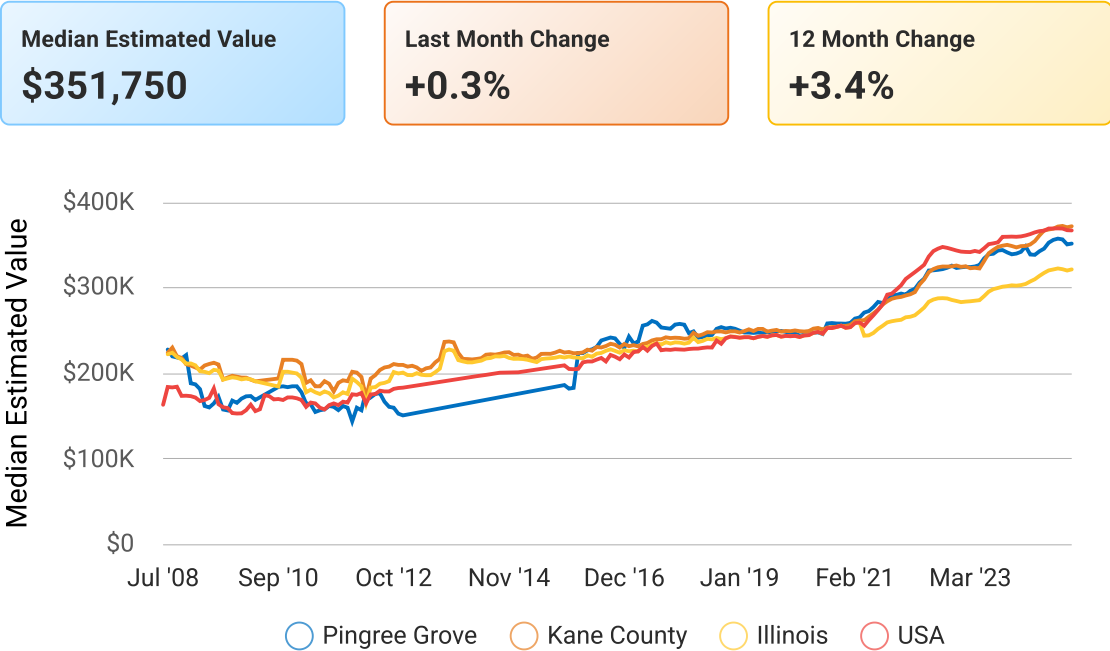
January 2025 Median Estimated Property Value

Single Family + Condo/Townhouse/Apt.

This graphic displays property estimates for a market area and a subject property, where one has been selected. Estimated property values are generated by a valuation model and are not formal appraisals.

Source: Public records, and MLS sources where licensed

Update Frequency: Monthly



Active Listings

Pingree Grove, Illinois

Single Family + Condo/Townhouse/Apt.

This graphic summarizes key statistics for properties that were in an active status on the last day of each month. RPR uses list date and a derived pending date to determine if the listing was active on the last day of the month. An end-of-month snapshot of active listings helps to understand inventory levels, price points and duration on the market.

Source: Listing sources
Update Frequency: Monthly



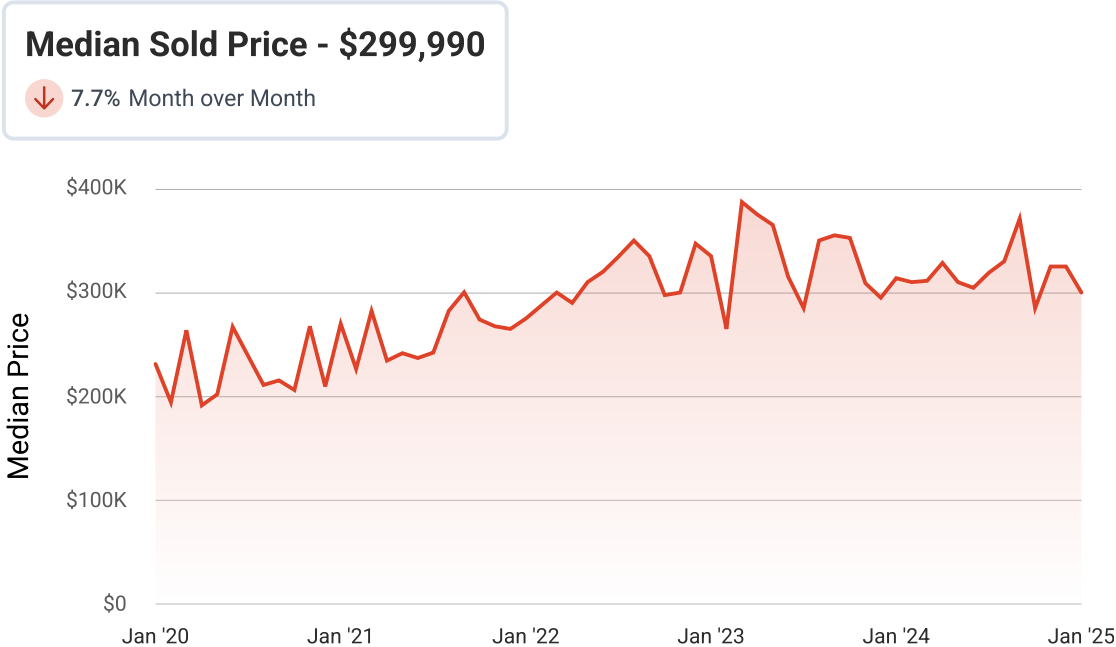
Sold Listings

Pingree Grove, Illinois

Single Family + Condo/Townhouse/Apt.

This graphic summarizes key statistics for properties that sold each month. RPR uses a derived sold date to determine when a property moved into a sold status within the given month. These statistics are important for understanding the price points on sold properties as well as the difference between the list price and sold price, which reveals whether buyers are paying over or under the asking price.

Source: Listing sources
Update Frequency: Monthly



Market Snapshot

Value and Price Changes

	Current	Last Month	Last 3 Months	Last 12 Months	Last 24 Months	Last 36 Months
Median Est. Property Value Last Updated: 1/31/2025	–	\$350,800 +0.27%	\$357,560 -1.62%	\$340,060 +3.44%	\$324,000 +8.56%	\$292,090 +20.43%
Median Sold Price Last Updated: 1/31/2025	–	\$319,500 -13.93%	\$292,500 -5.98%	\$265,000 +3.77%	\$355,000 -22.54%	\$279,000 -1.43%
Median List Price Last Updated: 1/31/2025	–	\$365,990	\$349,990	\$321,990	\$380,000	\$327,495

About this Data: Because some brokerages may choose not to include their MLS listing content within the RPR platform, the analysis contained in this report may not have been created using all the available listing data within this geographical market.

Median estimated property values are generated by a valuation model and are not formal appraisals. Valuations are based on public records and MLS data where licensed. The Metrics displayed here reflect **All Residential Single Family, Condo, Townhouse and Apartment properties** data.

Market Activity

Market Filters Selected

Sort Order: Recently updated

Maximum Properties Per Change Type: 90

Change Types: New Listings, Pending, Closed

Property Types: Single Family, Condo/Townhouse/Apt

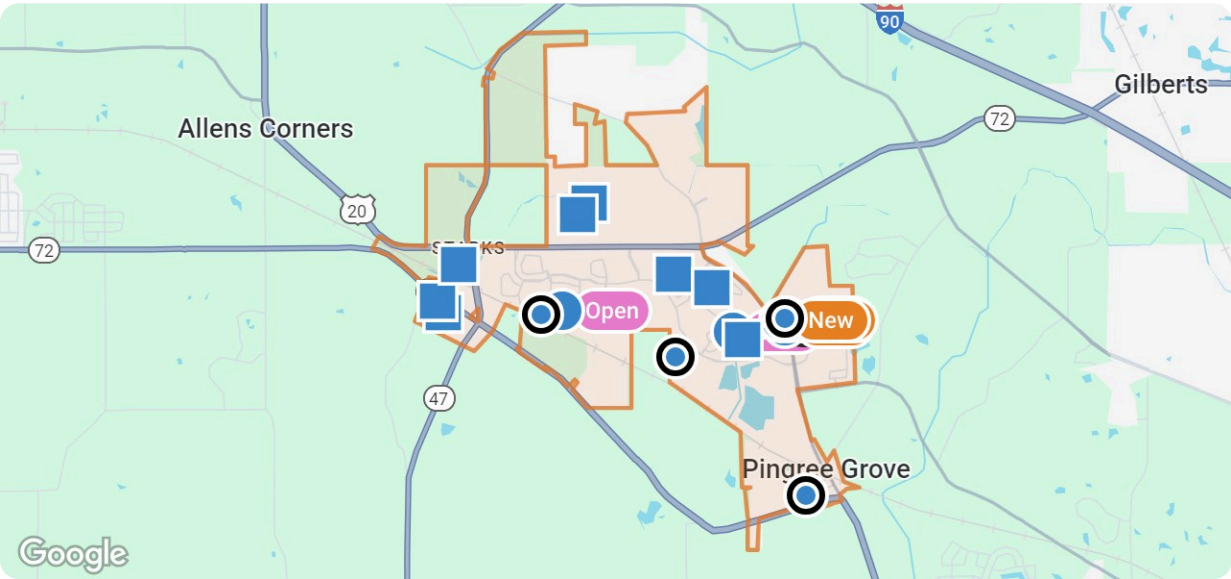
Property Features: Sale Price: Any, Lease Price: Any, Beds: 3+, Baths: 2+, Living Area: Any, Lot Size (acre): Any, Year Built: Any

Pingree Grove, Illinois



Summary

For Sale Activity in the Last 3 Months



- Legend**
- For Sale
 - For Sale Pending
 - Recently Closed

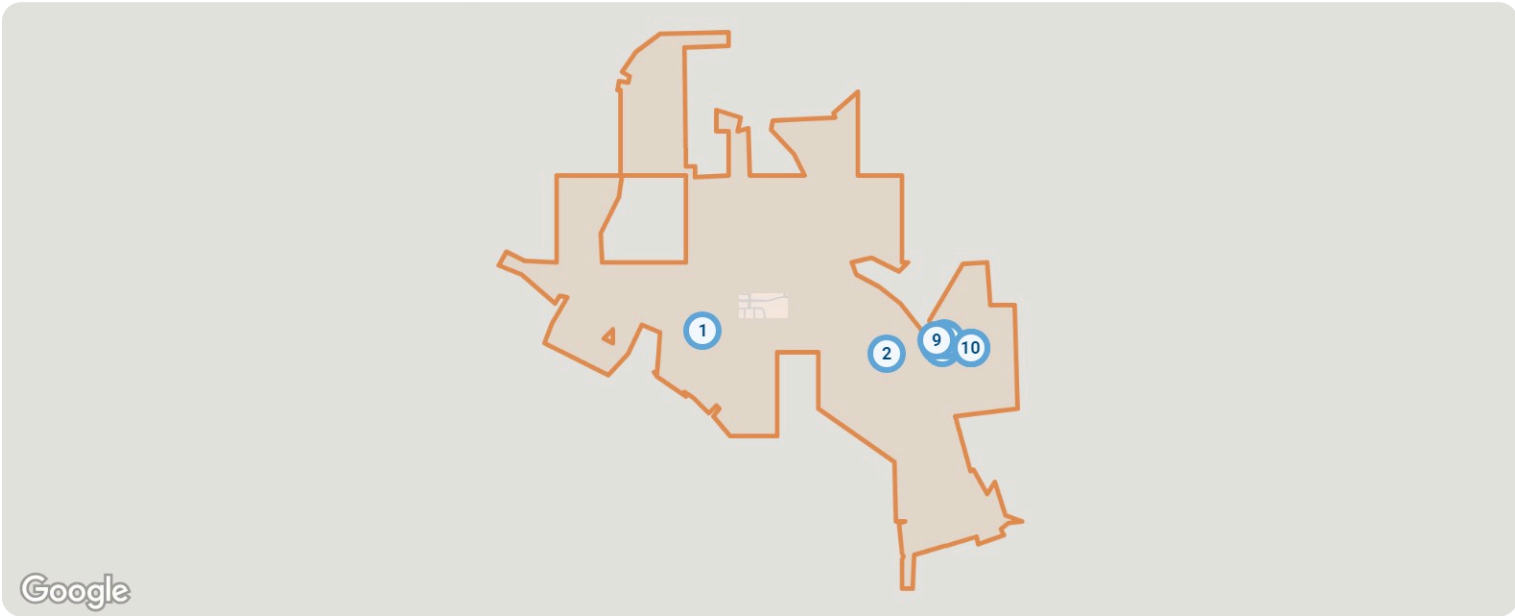
	New	Pending	Closed
Number of Properties	10	10	10
Lowest Listing Price / Est.Value	\$275,000	\$289,999	\$265,000
Median Listing Price / Est.Value	\$462,495	\$435,990	\$357,495
Highest Listing Price / Est.Value	\$529,990	\$499,990	\$458,700
Average Price / sqft	\$195	\$184	\$167
Median Price / sqft	\$194	\$189	\$163
Average Days in RPR	15	66	75
Median Days in RPR	7	57	70
Total Volume	\$4,318,930	\$4,106,819	\$3,490,230
Source	Listings	Listings	Public Records & Listings








Property Details

New




Source: Listings



New: 10 properties		Property Type	Beds / Baths	Living Area (sq ft)	Lot Size	Year Built	List Date / Days in RPR	List Price / \$ Per Sq Ft
1	 <div>1665 Ruby Dr Pingree Grove, IL 60140 MLS ID: 12288480 ● Active / For Sale</div> <div>Listing Courtesy of Keller Williams Thrive</div>	Single Family	3/3	1,728	1,307 sq ft	2016	2/12/2025 1 day	\$275,000 \$159/sq ft
2	 <div>959 Valley Stream Dr Pingree Grove, IL 60140 MLS ID: 12277929 ● Active / For Sale</div> <div>Listing Courtesy of Compass</div>	Single Family	3/3	1,801	9,147 sq ft	2005	2/3/2025 10 days	\$425,000 \$236/sq ft
3	 <div>1020 Leeward Ln Pingree Grove, IL 60140 MLS ID: 12288405 ● Active / For Sale</div> <div>Listing Courtesy of Daynae Gaudio</div>	Single Family	4/3	2,600	0.31 acres	2024	2/11/2025 2 days	\$524,990 \$202/sq ft
4	 <div>1025 Leeward Ln Pingree Grove, IL 60140 MLS ID: 12288410 ● Active / For Sale</div> <div>Listing Courtesy of Daynae Gaudio</div>	Single Family	4/3	2,600	0.49 acres	2024	2/11/2025 2 days	\$524,990 \$202/sq ft
5	 <div>1442 Yosemite Way Pingree Grove, IL 60140 MLS ID: 12281788 ● Active / For Sale</div> <div>Listing Courtesy of Berkshire Hathaway HomeServices Starck Real Estate</div>	Single Family	3/3	1,651	–	2023	2/5/2025 8 days	\$339,000 \$205/sq ft

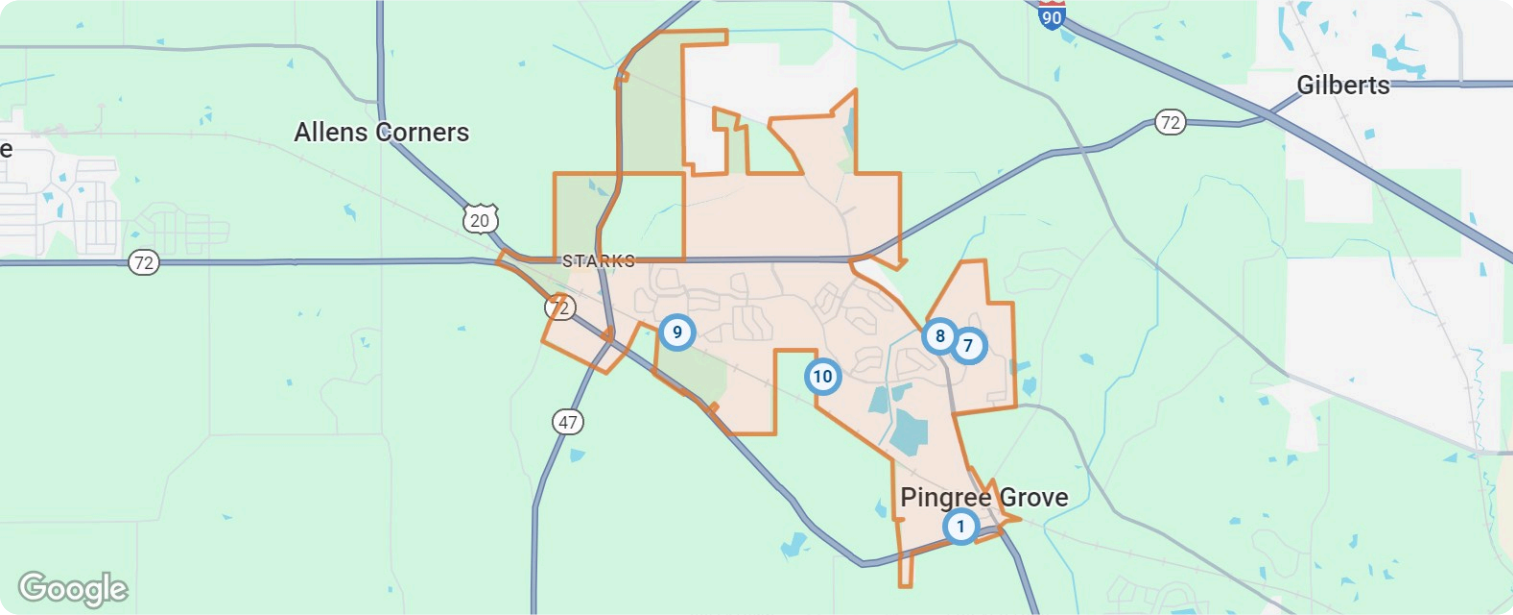
Pingree Grove, Illinois



New: 10 properties		Property Type	Beds / Baths	Living Area (sq ft)	Lot Size	Year Built	List Date / Days in RPR	List Price / \$ Per Sq Ft
6	 <div>1559 Sequoia Way Pingree Grove, IL 60140 MLS ID: 12286545 ● Active / For Sale</div> <div>Listing Courtesy of Daynae Gaudio</div>	Single Family	3/3	1,758	–	2024	2/7/2025 6 days	\$329,990 \$188/sq ft
7	 <div>1000 Leeward Ln Pingree Grove, IL 60140 MLS ID: 12263915 ● Active / For Sale</div> <div>Listing Courtesy of Daynae Gaudio</div>	Single Family	4/3	2,600	0.27 acres	2024	1/3/2025 41 days	\$499,990 \$192/sq ft
8	 <div>1015 Leeward Ln Pingree Grove, IL 60140 MLS ID: 12264134 ● Active / For Sale</div> <div>Listing Courtesy of Daynae Gaudio</div>	Single Family	4/3	2,836	0.25 acres	2024	1/3/2025 41 days	\$529,990 \$187/sq ft
9	 <div>1030 Leeward Ln Pingree Grove, IL 60140 MLS ID: 12263928 ● Active / For Sale</div> <div>Listing Courtesy of Daynae Gaudio</div>	Single Family	4/3	2,836	0.34 acres	2024	1/3/2025 41 days	\$524,990 \$185/sq ft
10	 <div>1551 Sequoia Way Pingree Grove, IL 60140 MLS ID: 12288442 ● Active / For Sale</div> <div>Listing Courtesy of Daynae Gaudio</div>	Single Family	3/3	1,758	–	2024	2/11/2025 2 days	\$344,990 \$196/sq ft











Pending

Source: Listings



Pingree Grove, Illinois

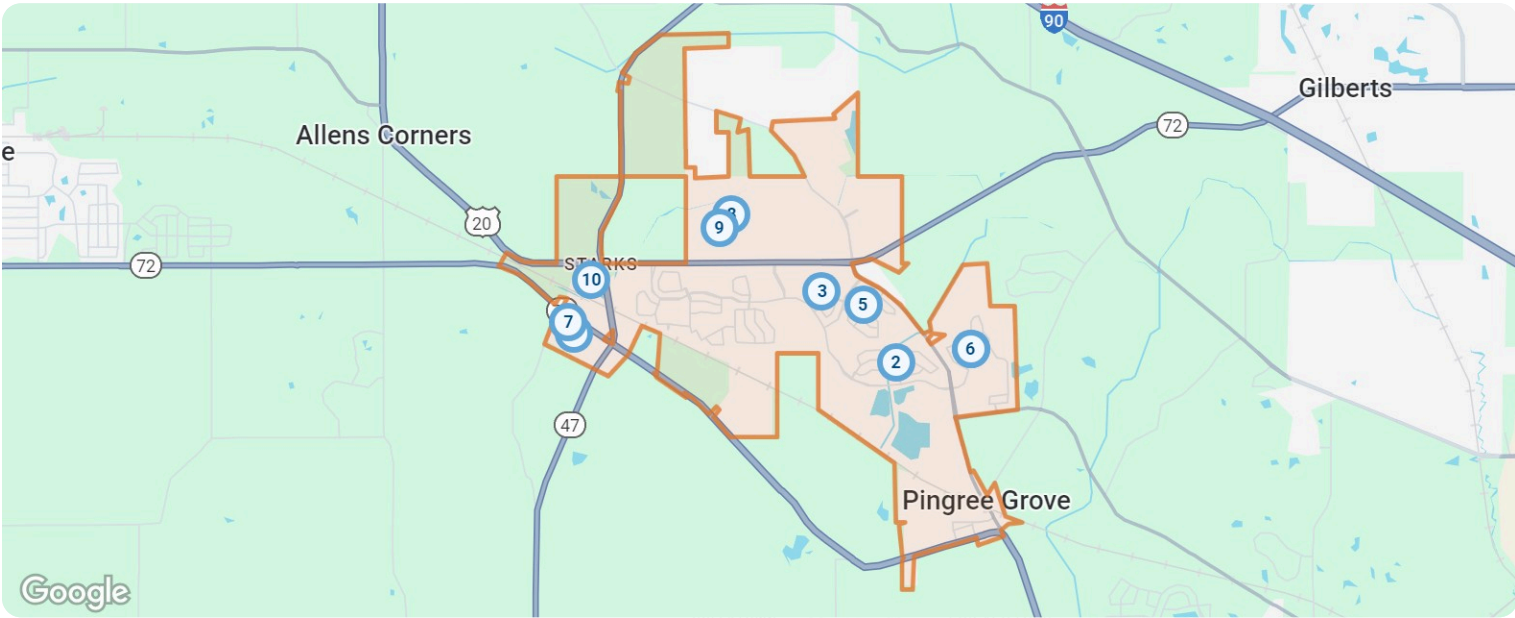


Pending: 10 properties		Property Type	Beds / Baths	Living Area (sq ft)	Lot Size / Year Built	List Date	List Price / \$ Per Sq Ft	Pending Date / Days in RPR
1		1454 Jackson Dr Pingree Grove, IL 60140 MLS ID: 12286399 🕒 Pending / For Sale <i>Listing Courtesy of Daynae Gaudio</i>	Single Family	4/3	2,600	– 2025	2/7/2025	\$499,990 \$192/sq ft 2/10/2025 6 days
2		1514 Sequoia Way Pingree Grove, IL 60140 MLS ID: 12281329 🕒 Pending / For Sale <i>Listing Courtesy of Daynae Gaudio</i>	Single Family	3/3	1,827	– 2024	1/31/2025	\$324,990 \$178/sq ft 2/10/2025 13 days
3		1321 Sedona Dr Pingree Grove, IL 60140 MLS ID: 12204887 🕒 Pending / For Sale <i>Listing Courtesy of Daynae Gaudio</i>	Single Family	4/3	2,052	– 2024	11/6/2024	\$444,990 \$217/sq ft 12/19/2024 99 days
4		1521 Sequoia Way Pingree Grove, IL 60140 MLS ID: 12179119 🕒 Pending / For Sale <i>Listing Courtesy of Daynae Gaudio</i>	Single Family	3/3	1,758	– 2024	10/2/2024	\$334,990 \$191/sq ft 11/24/2024 134 days
5		1557 Sequoia Way Pingree Grove, IL 60140 MLS ID: 12219243 🕒 Pending / For Sale <i>Listing Courtesy of Daynae Gaudio</i>	Single Family	3/3	1,758	– 2024	12/2/2024	\$329,990 \$188/sq ft 1/26/2025 73 days
6		1341 Vineyard Ln Pingree Grove, IL 60140 MLS ID: 12195606 🕒 Pending / For Sale <i>Listing Courtesy of Daynae Gaudio</i>	Single Family	4/3	2,356	– 2024	10/23/2024	\$426,990 \$181/sq ft 12/30/2024 113 days
7		1350 Vineyard Ln Pingree Grove, IL 60140 MLS ID: 12200426 🕒 Pending / For Sale <i>Listing Courtesy of Daynae Gaudio</i>	Single Family	4/3	2,600	– 2024	10/30/2024	\$494,990 \$190/sq ft 1/14/2025 106 days
8		1035 Leeward Ln Pingree Grove, IL 60140 MLS ID: 12263919 🕒 Pending / For Sale <i>Listing Courtesy of Daynae Gaudio</i>	Single Family	4/3	2,600	0.32 acres 2024	1/3/2025	\$499,990 \$192/sq ft 2/6/2025 41 days
9		1801 Ruby Dr Pingree Grove, IL 60140 MLS ID: 12270830 🕒 Pending / For Sale <i>Listing Courtesy of EMIREI Real Estate Agency</i>	Condo/Townhouse/Apt.	3/2	1,795	1,742 sq ft 2017	1/15/2025	\$289,999 \$162/sq ft 1/31/2025 29 days
10		946 Oxford Ct Pingree Grove, IL 60140 MLS ID: 12213889 🕒 Pending / For Sale <i>Listing Courtesy of Coldwell Banker Realty</i>	Single Family	4/4	3,094	9,583 sq ft 2006	1/3/2025	\$459,900 \$149/sq ft 1/9/2025 41 days



Closed

Source: Public Records and Listings



Closed: 10 properties		Property Type	Beds / Baths	Living Area (sq ft)	Lot Size / Year Built	Closed Date / Days in RPR	Closed Price / \$ Per Sq Ft	List to Sold Price %
1	<div><div><div>2371 Tahoe Ln</div><div>Pingree Grove, IL 60140</div><div>MLS ID: 12176267</div><div><div>Closed / For Sale</div></div></div><div>Courtesy of Daynae Gaudio</div></div>	Single Family	4/3	2,052	– 2024	2/11/2025 134 days	\$426,790 \$208/sq ft	<div>↓</div> 0.05%
2	<div><div><div>920 Shelter Island Ln</div><div>Pingree Grove, IL 60140</div><div>MLS ID: 12220204</div><div><div>Closed / For Sale</div></div></div><div>Courtesy of Berkshire Hathaway HomeServices Starck Real Estate</div></div>	Single Family	4/3	3,059	6,969 sq ft 2006	2/11/2025 70 days	\$400,000 \$131/sq ft	<div>↑</div> 0.25%
3	<div><div><div>1330 Shamrock Ln</div><div>Pingree Grove, IL 60140</div><div>MLS ID: 12208452</div><div><div>Closed / For Sale</div></div></div><div>Courtesy of Keller Williams Infinity</div></div>	Single Family	3/3	1,617	1,742 sq ft 2006	2/10/2025 88 days	\$265,000 \$164/sq ft	<div>↓</div> 1.85%
4	<div><div><div>2395 Alison Ave</div><div>Pingree Grove, IL 60140</div><div>MLS ID: 12222410</div><div><div>Closed / For Sale</div></div></div><div>Courtesy of Keller Williams Success Realty</div></div>	Single Family	3/3	1,756	– 2019	2/10/2025 54 days	\$285,000 \$162/sq ft	–
5	<div><div><div>772 Woodfern Dr</div><div>Pingree Grove, IL 60140</div><div>MLS ID: 12256051</div><div><div>Closed / For Sale</div></div></div><div>Courtesy of Berkshire Hathaway HomeServices Starck Real Estate</div></div>	Single Family	4/3	2,212	0.33 acres 2006	2/10/2025 31 days	\$370,000 \$167/sq ft	–

Pingree Grove, Illinois



Closed: 10 properties		Property Type	Beds / Baths	Living Area (sq ft)	Lot Size / Year Built	Closed Date / Days in RPR	Closed Price / \$ Per Sq Ft	List to Sold Price %
6	<div><div><div>1511 Sequoia Way</div><div>Pingree Grove, IL 60140</div><div>MLS ID: 12190814</div><div><div>Closed / For Sale</div></div></div><div>Courtesy of Daynae Gaudio</div></div>	Single Family	3/3	1,758	– 2024	12/26/2024 70 days	\$344,990 \$196/sq ft	—
7	<div><div><div>2424 Alison Ave</div><div>Pingree Grove, IL 60140</div><div>MLS ID: 12166897</div><div><div>Closed / For Sale</div></div></div><div>Courtesy of Jason Mitchell Real Estate IL</div></div>	Single Family	3/3	1,756	– 2019	11/26/2024 69 days	\$280,000 \$159/sq ft	<div>↑</div> 1.82%
8	<div><div><div>1776 Cedarwood Cir</div><div>Pingree Grove, IL 60140</div><div>MLS ID: 12122567</div><div><div>Closed / For Sale</div></div></div><div>Courtesy of Coldwell Banker Realty</div></div>	Single Family	3/3	2,523	0.27 acres 2021	12/13/2024 140 days	\$385,000 \$153/sq ft	<div>↑</div> 2.7%
9	<div><div><div>1562 Hollow Tree Ln</div><div>Pingree Grove, IL 60140</div><div>MLS ID: 12190126</div><div><div>Closed / For Sale</div></div></div><div>Courtesy of Century 21 New Heritage - Hampshire</div></div>	Single Family	4/3	2,600	– 2022	12/13/2024 57 days	\$458,700 \$176/sq ft	<div>↓</div> 0.8%
10	<div><div><div>2327 Upland Rd</div><div>Pingree Grove, IL 60140</div><div>MLS ID: 12220302</div><div><div>Closed / For Sale</div></div></div><div>Courtesy of john greene, Realtor</div></div>	Single Family	3/3	1,756	– 2018	1/7/2025 34 days	\$274,750 \$156/sq ft	<div>↓</div> 0.99%



Summary

For Lease Activity in the Last 3 Months

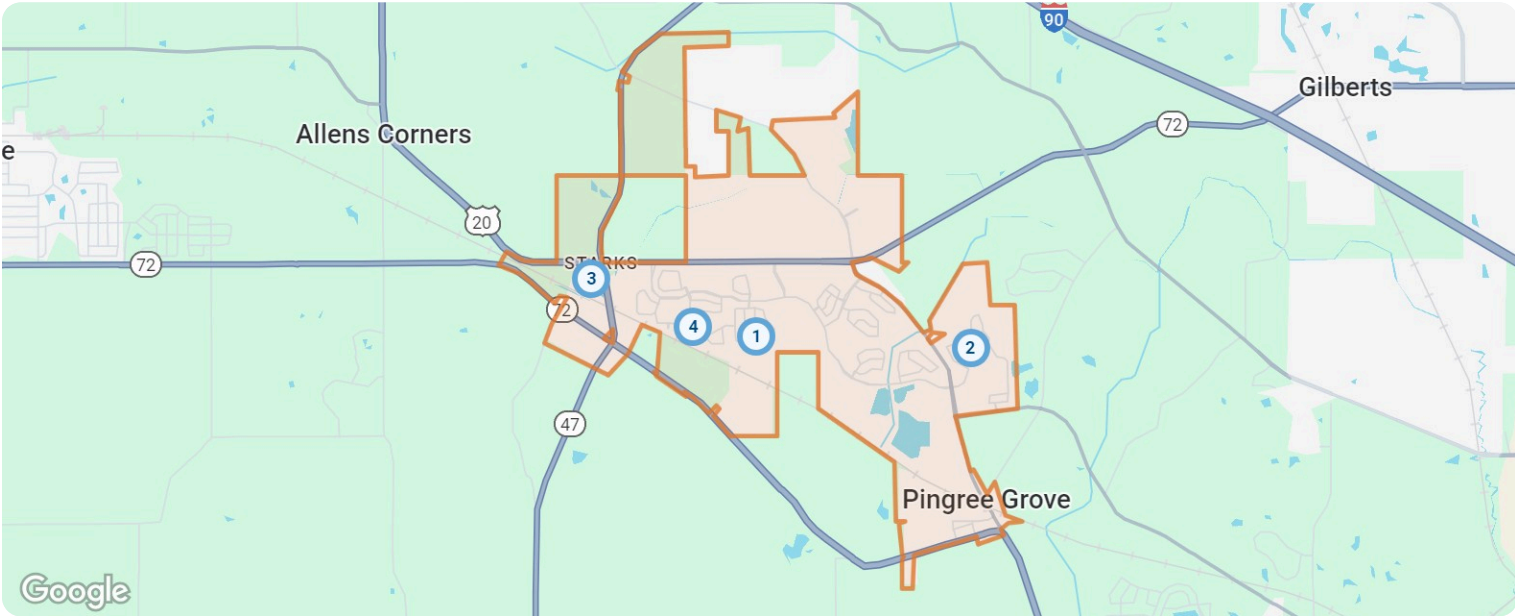


	New	Pending	Closed
Number of Properties	4	1	6
Lowest Listing Price / Est.Value	\$2,400	\$2,495	–
Median Listing Price / Est.Value	\$2,688	\$2,495	–
Highest Listing Price / Est.Value	\$2,900	\$2,495	–
Average Price / sqft	\$2	\$1	–
Median Price / sqft	\$2	\$1	–
Average Days in RPR	15	17	49
Median Days in RPR	10	17	39
Total Volume	\$10,675	\$2,495	–
Source	Listings	Listings	Public Records & Listings

Property Details

New

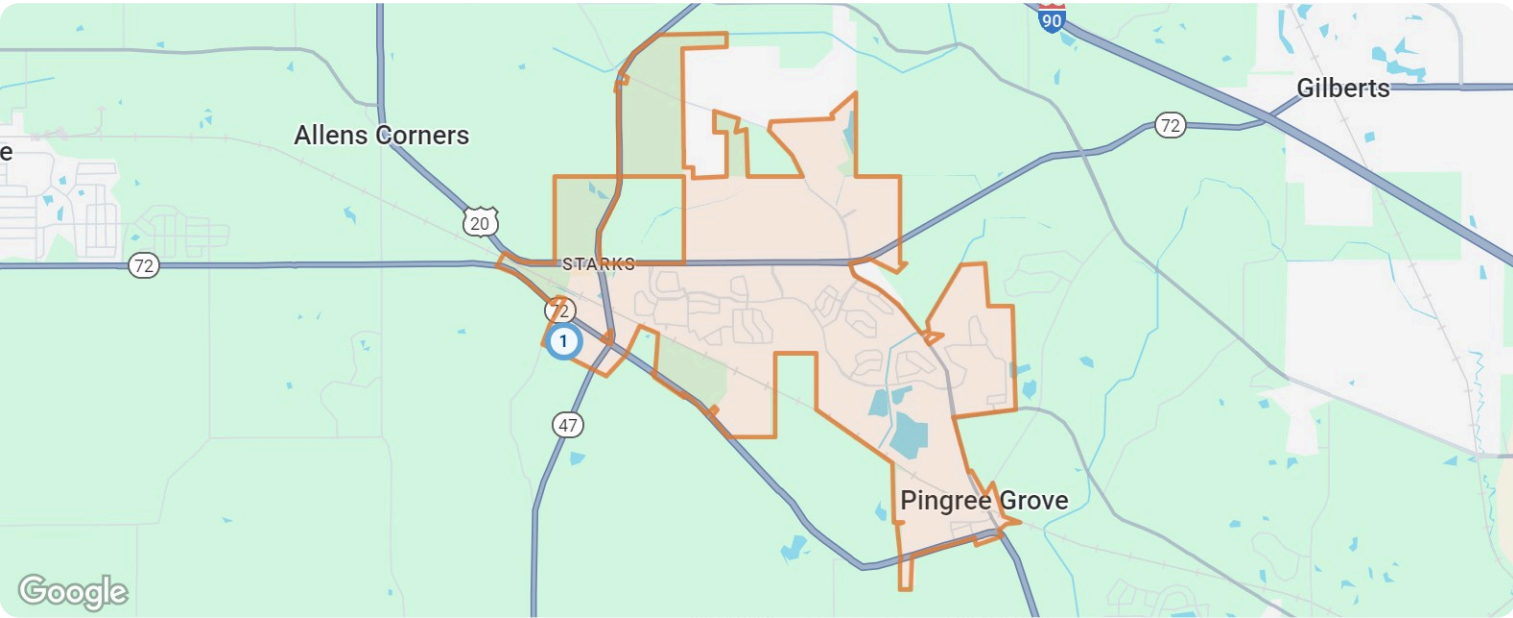
Source: Listings




New: 4 properties		Property Type	Beds / Baths	Living Area (sq ft)	Lot Size	Year Built	List Date / Days in RPR	List Price / \$ Per Sq Ft
1	 <div>1065 Port Royal Rd Pingree Grove, IL 60140 MLS ID: 12284088 ● Active / For Lease <i>Courtesy of Keller Williams Success Realty</i></div>	Single Family	3/3	1,780	7,405 sq ft	2006	2/6/2025 7 days	\$2,900 mo. \$2/sq ft
2	 <div>1537 Yosemite Way, #NA Pingree Grove, IL 60140 MLS ID: 12285269 ● Active / For Lease <i>Courtesy of Runway Realty Inc</i></div>	Single Family	3/3	1,756	–	2023	2/6/2025 7 days	\$2,775 mo. \$2/sq ft
3	 <div>2327 Upland Rd Pingree Grove, IL 60140 MLS ID: 12267360 ● Active / For Lease <i>Courtesy of Realty Executives The Group</i></div>	Single Family	3/3	1,756	–	2018	1/12/2025 32 days	\$2,600 mo. \$1/sq ft
4	 <div>1125 Alta Vista Dr Pingree Grove, IL 60140 MLS ID: 12272009 ● Active / For Lease <i>Courtesy of Coldwell Banker Realty</i></div>	Single Family	3/3	1,757	1,307 sq ft	2016	1/31/2025 13 days	\$2,400 mo. \$1/sq ft

Pending

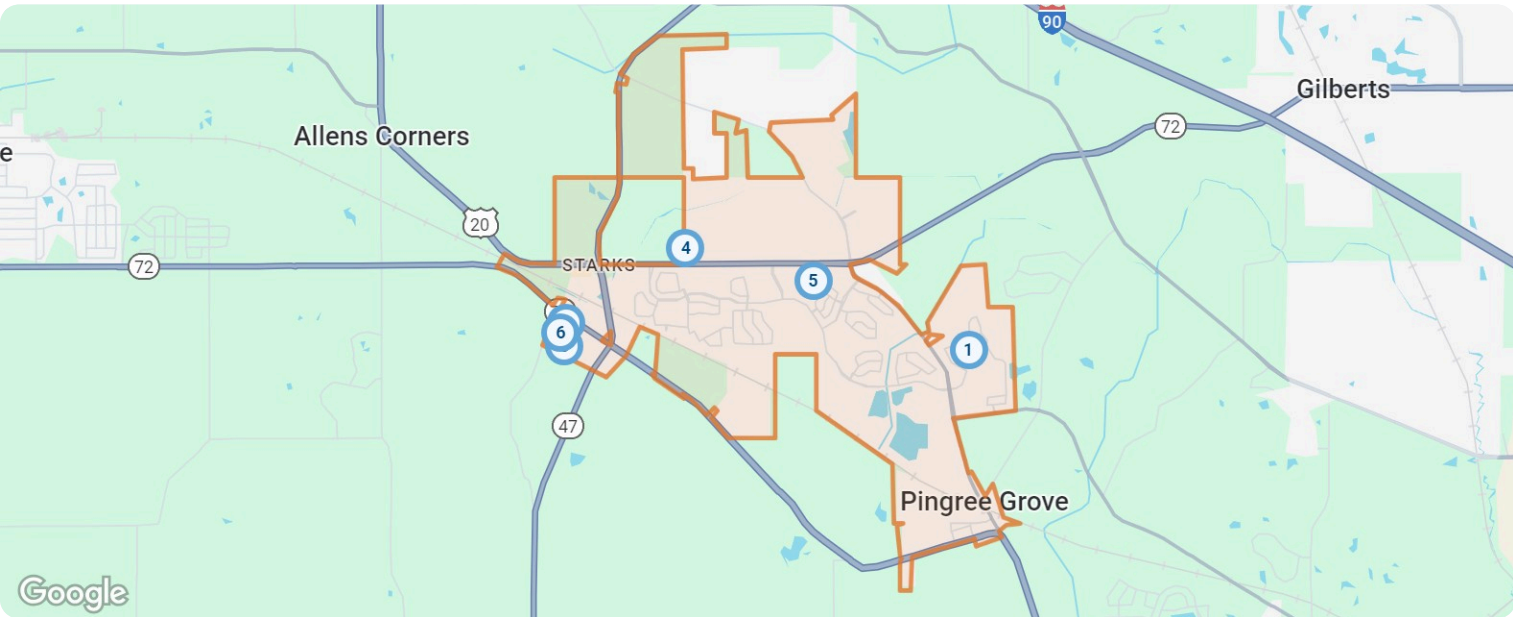
Source: Listings



Pending: 1 properties		Property Type	Beds / Baths	Living Area (sq ft)	Lot Size / Year Built	List Date	List Price / \$ Per Sq Ft	Pending Date / Days in RPR
1	 <div>2477 Bella Dr, #2477 Pingree Grove, IL 60140 MLS ID: 12275115 ● Pending / For Lease</div> <div>Courtesy of RE/MAX All Pro</div>	Single Family	3/3	1,756	– 2022	1/27/2025	\$2,495 mo. \$1/sq ft	2/10/2025 17 days


Closed

Source: Public Records and Listings



Pingree Grove, Illinois



Closed: 6 properties		Property Type	Beds / Baths	Living Area (sq ft)	Lot Size / Year Built	Closed Date / Days in RPR	Closed Price / \$ Per Sq Ft	List to Sold Price %
1	<div><div>1517 Sequoia Way Pingree Grove, IL 60140 MLS ID: 12211969 <div><div></div>Closed / For Lease</div></div><div>Courtesy of Brokerocity</div></div>	Single Family	3/3	1,758	– 2024	12/12/2024 26 days	– \$1/sq ft	–
2	<div><div>2424 Alison Ave Pingree Grove, IL 60140 MLS ID: 12222631 <div><div></div>Closed / For Lease</div></div><div>Courtesy of RE/MAX Connections II</div></div>	Single Family	3/3	1,756	– 2019	1/20/2025 45 days	– \$1/sq ft	–
3	<div><div>2489 Bella Dr Pingree Grove, IL 60140 MLS ID: 12170229 <div><div></div>Closed / For Lease</div></div><div>Courtesy of Exit Realty Redefined</div></div>	Single Family	3/3	1,756	– 2022	12/15/2024 84 days	– \$1/sq ft	–
4	<div><div>1596 Dublin Dr Pingree Grove, IL 60140 MLS ID: 12212023 <div><div></div>Closed / For Lease</div></div><div>Courtesy of Keller Williams Success Realty</div></div>	Single Family	4/3	2,356	– 2022	1/4/2025 33 days	– \$1/sq ft	–
5	<div><div>1024 Birchwood Dr Pingree Grove, IL 60140 MLS ID: 12211751 <div><div></div>Closed / For Lease</div></div><div>Courtesy of Marathon Realty Group</div></div>	Single Family	3/3	2,100	– 2005	12/3/2024 18 days	– \$1/sq ft	–
6	<div><div>2460 Bella Dr, #28 Pingree Grove, IL 60140 MLS ID: 12169799 <div><div></div>Closed / For Lease</div></div><div>Courtesy of RE/MAX Suburban</div></div>	Single Family	3/3	1,756	– 2019	12/14/2024 85 days	– \$1/sq ft	–



Pingree Grove, Illinois

About RPR

- RPR® is the nation's largest property database, exclusively for REALTORS®. It empowers REALTORS® to help buyers and sellers make informed decisions, backed by a real estate database covering more than 160 million residential and commercial properties in the United States.
- RPR is a wholly owned subsidiary of the National Association of REALTORS® and a member benefit to REALTORS®.
- RPR's data sources range from MLSs and county-level tax and assessment offices, to the U.S. Census and FEMA, to specialty data set providers such as Esri (consumer data), Niche (school information) and Precisely (geographic boundaries).

Learn More

For more information about RPR, please visit RPR's public website: <https://blog.narrpr.com>

