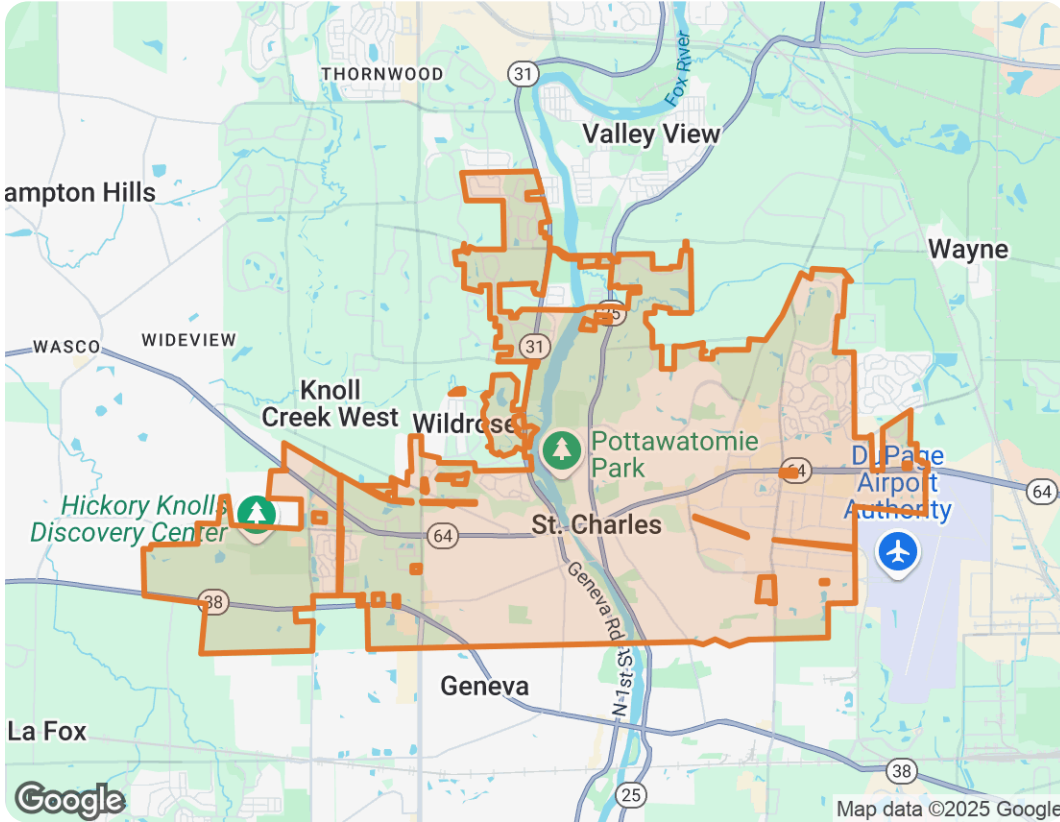


# Saint Charles, Illinois



## Nicholas Kein

SRES

📞 Work (630) 405-3855 | 📞 Work (630) 405-3855

✉️ [nick@Kombrink.com](mailto:nick@Kombrink.com)

🌐 [www.onesourcesells.com](http://www.onesourcesells.com)



# Market Trends

## Market Trends for Saint Charles, Illinois

Single Family + Condo/Townhouse/Apt.

Market Type

Seller's Market

Balanced Market

Buyer's Market

Key Details

Months of Inventory

—

Sold to List Price %

99.7%

↑ 0.2% MoM

Median Days in RPR

39

↑ 39.29% MoM

Median Sold Price

\$434,900

↑ 6.73% MoM

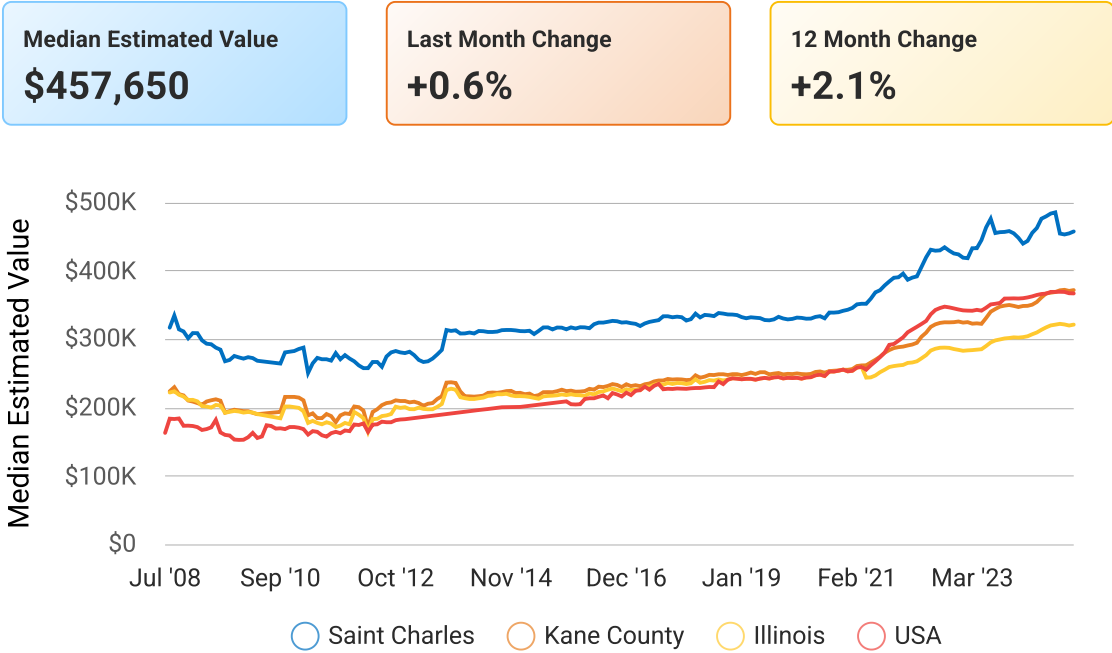
## January 2025 Median Estimated Property Value

Single Family + Condo/Townhouse/Apt.

This graphic displays property estimates for a market area and a subject property, where one has been selected. Estimated property values are generated by a valuation model and are not formal appraisals.

Source: Public records, and MLS sources where licensed

Update Frequency: Monthly



Active Listings

Saint Charles, Illinois

Single Family + Condo/Townhouse/Apt.

This graphic summarizes key statistics for properties that were in an active status on the last day of each month. RPR uses list date and a derived pending date to determine if the listing was active on the last day of the month. An end-of-month snapshot of active listings helps to understand inventory levels, price points and duration on the market.

Source: Listing sources  
Update Frequency: Monthly



Sold Listings

Saint Charles, Illinois

Single Family + Condo/Townhouse/Apt.

This graphic summarizes key statistics for properties that sold each month. RPR uses a derived sold date to determine when a property moved into a sold status within the given month. These statistics are important for understanding the price points on sold properties as well as the difference between the list price and sold price, which reveals whether buyers are paying over or under the asking price.

Source: Listing sources  
Update Frequency: Monthly



# Market Snapshot

## Value and Price Changes

|   | Current | Last Month          | Last 3 Months       | Last 12 Months       | Last 24 Months      | Last 36 Months       |
|---|---------|---------------------|---------------------|----------------------|---------------------|----------------------|
| Median Est. Property Value<br>Last Updated: 1/31/2025 | –       | \$454,810<br>+0.62% | \$454,560<br>+0.68% | \$448,430<br>+2.06%  | \$419,330<br>+9.14% | \$387,140<br>+18.21% |
| Median Sold Price<br>Last Updated: 1/31/2025          | –       | \$452,000<br>-0.44% | \$400,000<br>+12.5% | \$802,500<br>-43.93% | –                   | –                    |
| Median List Price<br>Last Updated: 1/31/2025          | –       | \$409,990           | \$434,900           | \$644,000            | \$699,000           | \$352,250            |

**About this Data:** Because some brokerages may choose not to include their MLS listing content within the RPR platform, the analysis contained in this report may not have been created using all the available listing data within this geographical market.

Median estimated property values are generated by a valuation model and are not formal appraisals. Valuations are based on public records and MLS data where licensed. The Metrics displayed here reflect **All Residential Single Family, Condo, Townhouse and Apartment properties** data.

# Market Activity

### Market Filters Selected

**Sort Order:** Recently updated

**Maximum Properties Per Change Type:** 90

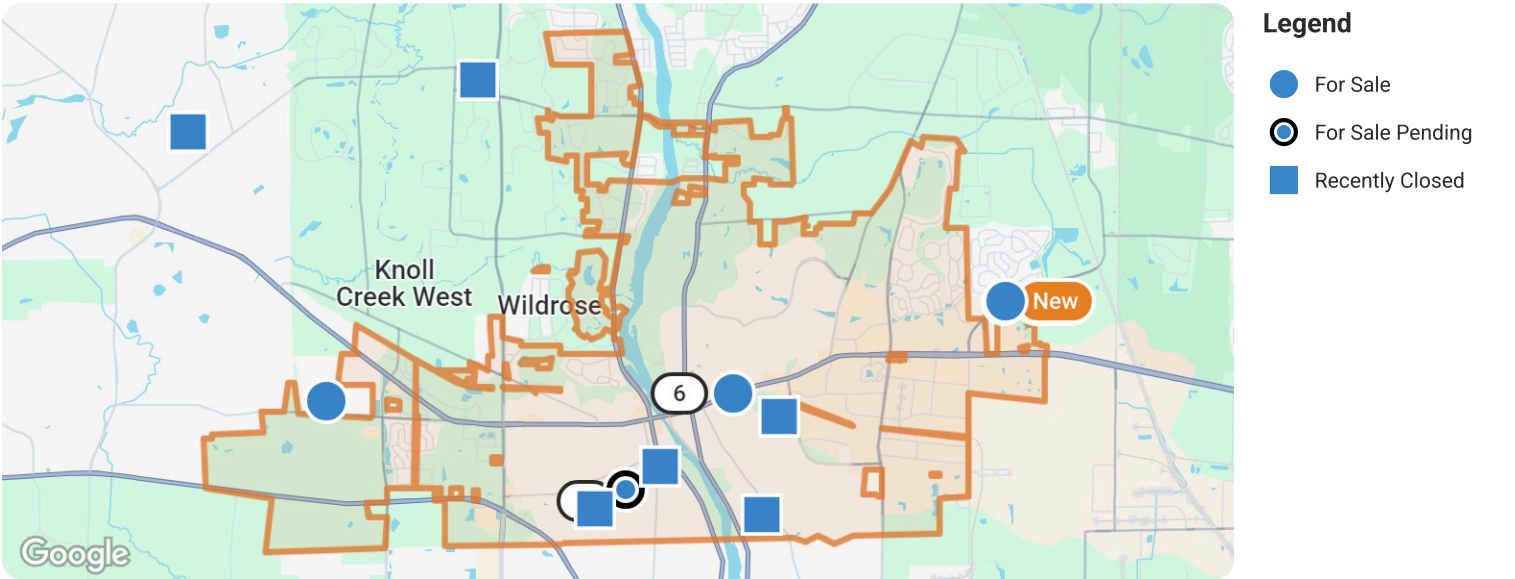
**Change Types:** New Listings, Pending, Closed

**Property Types:** Single Family, Condo/Townhouse/Apt

**Property Features:** Sale Price: Any, Lease Price: Any, Beds: 3+, Baths: 2+, Living Area: Any, Lot Size (acre): Any, Year Built: Any

Summary

For Sale Activity in the Last 3 Months

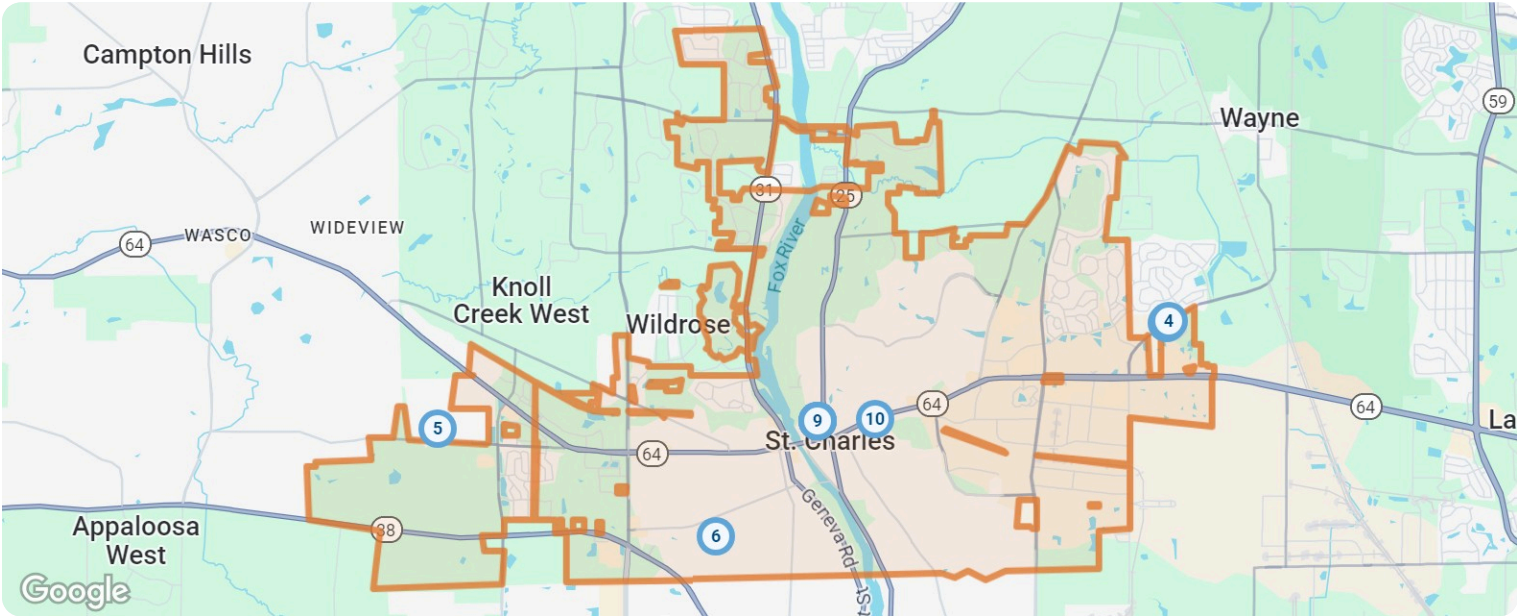


|                                   | New         | Pending     | Closed                    |
|-----------------------------------|-------------|-------------|---------------------------|
| Number of Properties              | 10          | 5           | 10                        |
| Lowest Listing Price / Est.Value  | \$165,000   | \$399,990   | \$350,000                 |
| Median Listing Price / Est.Value  | \$427,495   | \$414,990   | \$409,990                 |
| Highest Listing Price / Est.Value | \$659,000   | \$425,000   | \$735,000                 |
| Average Price / sqft              | \$235       | \$238       | \$229                     |
| Median Price / sqft               | \$234       | \$227       | \$222                     |
| Average Days in RPR               | 21          | 65          | 64                        |
| Median Days in RPR                | 9           | 78          | 48                        |
| Total Volume                      | \$4,552,940 | \$2,069,960 | \$4,649,360               |
| Source                            | Listings    | Listings    | Public Records & Listings |

Property Details

New

Source: Listings



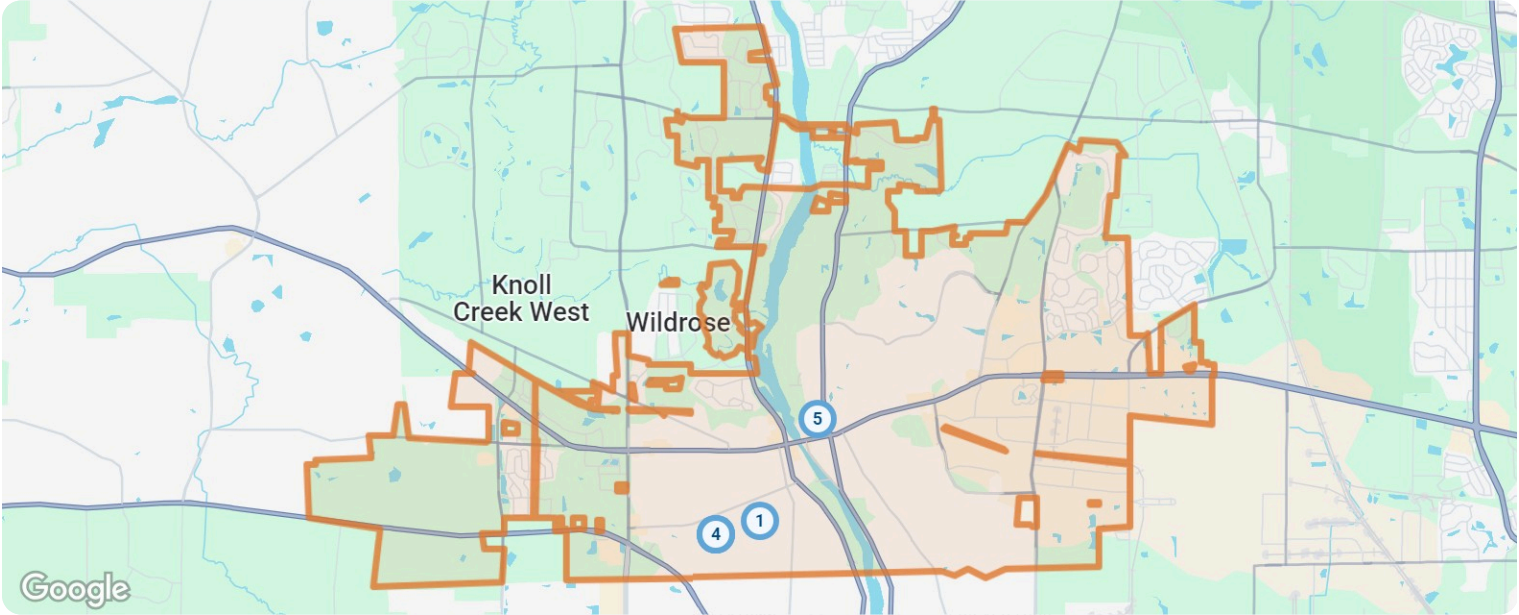
| New: 10 properties |   | Property Type | Beds / Baths | Living Area (sq ft) | Lot Size    | Year Built | List Date / Days in RPR | List Price / \$ Per Sq Ft |
|--------------------|---|---------------|--------------|---------------------|-------------|------------|-------------------------|---------------------------|
| 1                  |  <div>351 Bridgeview Ct<br/>Saint Charles, IL 60174<br/>MLS ID: 12289503<br/>● Active / For Sale</div> <div>Listing Courtesy of Daynae Gaudio</div>  | Single Family | 3/3          | 1,827               | &ndash;     | 2024       | 2/12/2025<br>1 day      | \$429,990<br>\$235/sq ft  |
| 2                  |  <div>359 Bridgeview Ct<br/>Saint Charles, IL 60174<br/>MLS ID: 12289458<br/>● Active / For Sale</div> <div>Listing Courtesy of Daynae Gaudio</div>  | Single Family | 3/3          | 1,827               | &ndash;     | 2024       | 2/12/2025<br>1 day      | \$424,990<br>\$233/sq ft  |
| 3                  |  <div>4009 Faith Ln<br/>Saint Charles, IL 60174<br/>MLS ID: 12270322<br/>● Active / For Sale</div> <div>Listing Courtesy of @properties Christie's International Real Estate</div>                           | Single Family | 3/3          | 2,025               | 9,148 sq ft | 2023       | 2/5/2025<br>8 days      | \$659,000<br>\$325/sq ft  |
| 4                  |  <div>4019 Faith Ln<br/>Saint Charles, IL 60174<br/>MLS ID: 12268152<br/>● Active / For Sale</div> <div>Listing Courtesy of @properties Christie's International Real Estate</div>                           | Single Family | 3/2          | 2,096               | 6,795 sq ft | 2023       | 2/5/2025<br>8 days      | \$659,000<br>\$314/sq ft  |
| 5                  |  <div>38W530 Lake Charlotte Ct<br/>Saint Charles, IL 60175<br/>MLS ID: 12277016<br/>● Active Under Contract / For Sale</div> <div>Listing Courtesy of @properties Christie's International Real Estate</div> | Single Family | 4/3          | 2,300               | 0.55 acres  | 1968       | 2/7/2025<br>6 days      | \$425,000<br>\$185/sq ft  |



| New: 10 properties                           |   | Property Type | Beds / Baths | Living Area (sq ft) | Lot Size  | Year Built | List Date / Days in RPR | List Price / \$ Per Sq Ft |
|--|---|---------------|--------------|---------------------|-----------|------------|-------------------------|---------------------------|
| 6  | <div><div><div>334 Basin Ct</div><div>Saint Charles, IL 60174</div><div>MLS ID: 12261159</div><div>● Active / For Sale</div></div></div>                   | Single Family | 3/3          | 1,827               | &ndash;   | 2024       | 12/27/2024<br>48 days   | \$409,990<br>\$224/sq ft  |
| Listing Courtesy of Daynae Gaudio            |   |               |              |                     |           |            |                         |                           |
| 7  | <div><div><div>350 Bridgeview Ct</div><div>Saint Charles, IL 60174</div><div>MLS ID: 12262363</div><div>● Active / For Sale</div></div></div>              | Single Family | 3/3          | 1,827               | &ndash;   | 2024       | 12/31/2024<br>44 days   | \$474,990<br>\$260/sq ft  |
| Listing Courtesy of Daynae Gaudio            |   |               |              |                     |           |            |                         |                           |
| 8  | <div><div><div>352 Bridgeview Ct</div><div>Saint Charles, IL 60174</div><div>MLS ID: 12262338</div><div>● Active / For Sale</div></div></div>              | Single Family | 3/3          | 1,827               | &ndash;   | 2024       | 1/3/2025<br>41 days     | \$419,990<br>\$230/sq ft  |
| Listing Courtesy of Daynae Gaudio            |   |               |              |                     |           |            |                         |                           |
| 9  | <div><div><div>358 Bridgeview Ct</div><div>Saint Charles, IL 60174</div><div>MLS ID: 12262298</div><div>● Active / For Sale</div></div></div>              | Single Family | 3/3          | 1,827               | &ndash;   | 2024       | 1/3/2025<br>41 days     | \$484,990<br>\$265/sq ft  |
| Listing Courtesy of Daynae Gaudio            |   |               |              |                     |           |            |                         |                           |
| 10   | <div><div><div>1215 E Main St</div><div>Saint Charles, IL 60174</div><div>MLS ID: 12282211</div><div>● Active Under Contract / For Sale</div></div></div> | Single Family | 4/3          | 2,215               | 0.3 acres | 1900       | 2/3/2025<br>10 days     | \$165,000<br>\$74/sq ft   |
| Listing Courtesy of Great Western Properties |   |               |              |                     |           |            |                         |                           |

Pending

Source: Listings



Market Activity Report

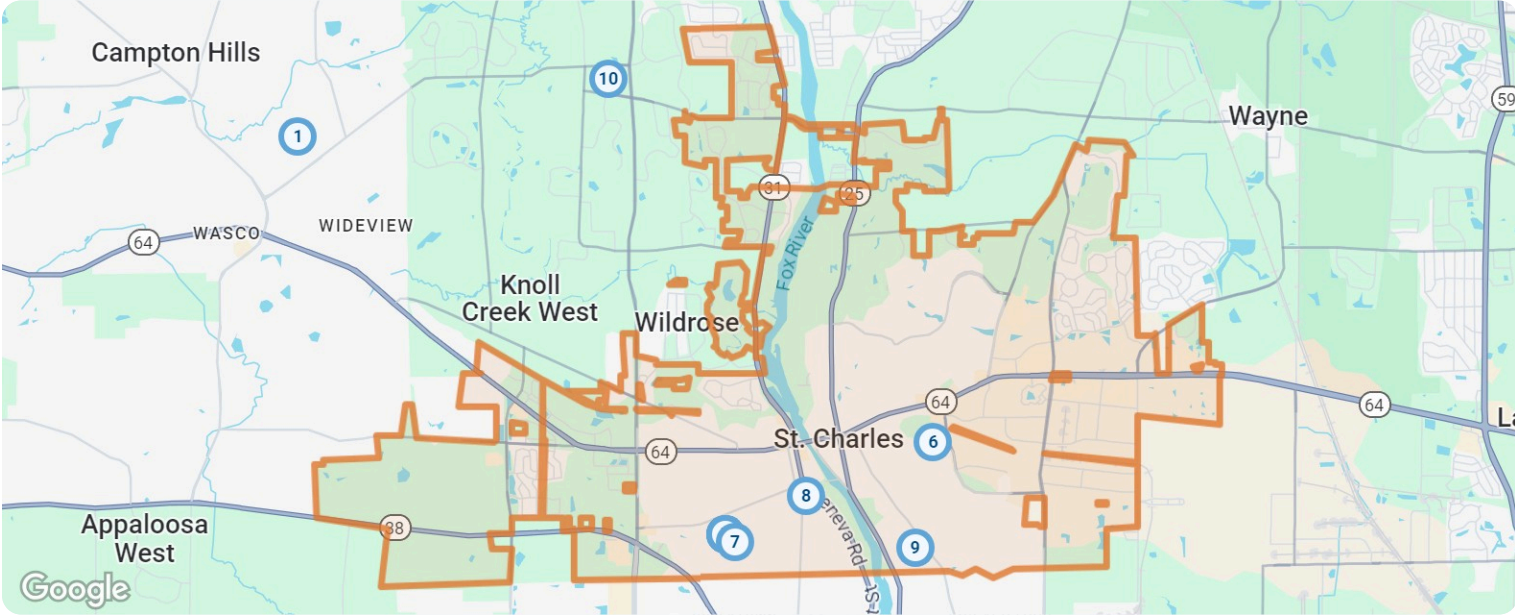
# Saint Charles, Illinois



| Pending: 5 properties |  | Property Type | Beds / Baths | Living Area (sq ft) | Lot Size / Year Built | List Date  | List Price / \$ Per Sq Ft | Pending Date / Days in RPR |
|-----------------------|--|---------------|--------------|---------------------|-----------------------|------------|---------------------------|----------------------------|
| 1                     | <div><div><div>902 S 7th St</div><div>Saint Charles, IL 60174</div><div>MLS ID: 12260778</div><div><div><div></div></div><div>Pending / For Sale</div></div></div></div> <div>Listing Courtesy of Compass</div>             | Single Family | 3/2          | 1,465               | 0.34 acres<br>1920    | 2/2/2025   | \$425,000<br>\$290/sq ft  | 2/5/2025<br>11 days        |
| 2                     | <div><div><div>335 Basin Ct</div><div>Saint Charles, IL 60174</div><div>MLS ID: 12194645</div><div><div><div></div></div><div>Pending / For Sale</div></div></div></div> <div>Listing Courtesy of Daynae Gaudio</div>       | Single Family | 3/3          | 1,827               | &ndash;<br>2024       | 10/22/2024 | \$414,990<br>\$227/sq ft  | 1/30/2025<br>114 days      |
| 3                     | <div><div><div>336 Basin Ct</div><div>Saint Charles, IL 60174</div><div>MLS ID: 12282657</div><div><div><div></div></div><div>Pending / For Sale</div></div></div></div> <div>Listing Courtesy of Daynae Gaudio</div>       | Single Family | 3/3          | 1,827               | &ndash;<br>2024       | 2/3/2025   | \$414,990<br>\$227/sq ft  | 2/6/2025<br>10 days        |
| 4                     | <div><div><div>344 Basin Ct</div><div>Saint Charles, IL 60174</div><div>MLS ID: 12194625</div><div><div><div></div></div><div>Pending / For Sale</div></div></div></div> <div>Listing Courtesy of Daynae Gaudio</div>       | Single Family | 3/3          | 1,827               | &ndash;<br>2024       | 10/22/2024 | \$414,990<br>\$227/sq ft  | 1/19/2025<br>114 days      |
| 5                     | <div><div><div>357 Bridgeview Ct</div><div>Saint Charles, IL 60174</div><div>MLS ID: 12218137</div><div><div><div></div></div><div>Pending / For Sale</div></div></div></div> <div>Listing Courtesy of Daynae Gaudio</div> | Single Family | 3/3          | 1,827               | &ndash;<br>2024       | 11/27/2024 | \$399,990<br>\$219/sq ft  | 1/22/2025<br>78 days       |

## Closed

Source: Public Records and Listings


























Market Activity Report

# Saint Charles, Illinois

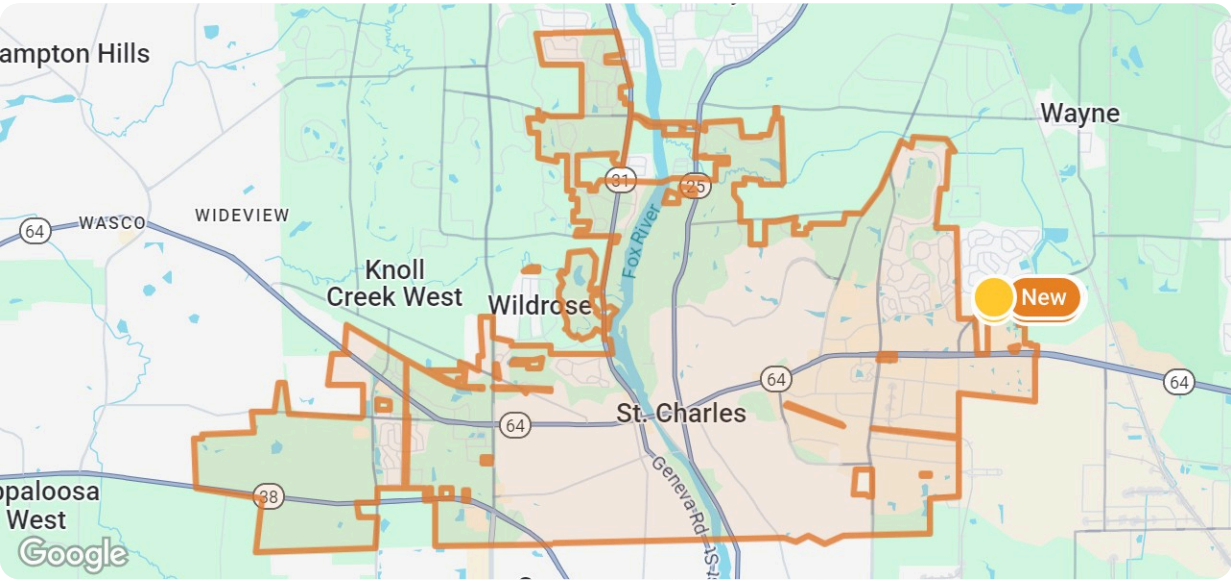


| Closed: 10 properties |   | Property Type | Beds / Baths | Living Area (sq ft) | Lot Size / Year Built | Closed Date / Days in RPR | Closed Price / \$ Per Sq Ft | List to Sold Price %  |
|-----------------------|---|---------------|--------------|---------------------|-----------------------|---------------------------|-----------------------------|---|
| 1                     | <br><b>39W851 Deer Run Dr</b><br><b>Saint Charles, IL 60175</b><br>MLS ID: 12216752<br> Closed / For Sale<br><i>Courtesy of RE/MAX All Pro - St Charles</i>     | Single Family | 4/3          | 2,499               | 1.28 acres<br>1985    | 1/21/2025<br>55 days      | \$498,900<br>\$200/sq ft    | –   |
| 2                     | <br><b>325 Basin Ct</b><br><b>Saint Charles, IL 60174</b><br>MLS ID: 12258997<br> Closed / For Sale<br><i>Courtesy of Daynae Gaudio</i>                         | Single Family | 3/3          | 1,827               | &ndash;<br>2024       | 1/24/2025<br>36 days      | \$409,990<br>\$224/sq ft    | –   |
| 3                     | <br><b>328 Basin Ct</b><br><b>Saint Charles, IL 60174</b><br>MLS ID: 12261151<br> Closed / For Sale<br><i>Courtesy of Daynae Gaudio</i>                         | Single Family | 3/3          | 1,827               | &ndash;<br>2024       | 2/5/2025<br>40 days       | \$409,990<br>\$224/sq ft    | –   |
| 4                     | <br><b>338 Basin Ct</b><br><b>Saint Charles, IL 60174</b><br>MLS ID: 12135897<br> Closed / For Sale<br><i>Courtesy of Anita Olsen</i>                           | Single Family | 3/3          | 1,827               | &ndash;<br>2024       | 12/9/2024<br>119 days     | \$394,990<br>\$216/sq ft    | –   |
| 5                     | <br><b>343 Basin Ct</b><br><b>Saint Charles, IL 60174</b><br>MLS ID: 12191408<br> Closed / For Sale<br><i>Courtesy of Daynae Gaudio</i>                      | Single Family | 3/3          | 1,827               | &ndash;<br>2024       | 12/23/2024<br>67 days     | \$419,990<br>\$230/sq ft    | –   |
| 6                     | <br><b>516 Robyn Ln</b><br><b>Saint Charles, IL 60174</b><br>MLS ID: 12163899<br> Closed / For Sale<br><i>Courtesy of William J Whelan</i>                  | Single Family | 3/3          | 2,500               | 8,712 sq ft<br>2024   | 12/13/2024<br>91 days     | \$688,500<br>\$275/sq ft    | –   |
| 7                     | <br><b>1202 S 10th St</b><br><b>Saint Charles, IL 60174</b><br> Closed / Public Record  | Single Family | 4/2          | 1,638               | 10,000 sq ft<br>1971  | 11/21/2024<br>– days      | \$360,000<br>\$247/sq ft    | –   |
| 8                     | <br><b>715 S 2nd St</b><br><b>Saint Charles, IL 60174</b><br>MLS ID: 12200440<br> Closed / For Sale<br><i>Courtesy of The HomeCourt Real Estate</i>         | Single Family | 4/2          | 1,983               | 0.25 acres<br>1915    | 12/11/2024<br>35 days     | \$382,000<br>\$193/sq ft    |  1.89% |
| 9                     | <br><b>1704 S 4th Pl</b><br><b>Saint Charles, IL 60174</b><br>MLS ID: 12213206<br> Closed / For Sale<br><i>Courtesy of Baird &amp; Warner</i>               | Single Family | 4/2          | 1,112               | &ndash;<br>1969       | 12/23/2024<br>32 days     | \$350,000<br>\$315/sq ft    | –   |
| 10                    | <br><b>37W173 Baker Hill Ct</b><br><b>Saint Charles, IL 60175</b><br>MLS ID: 12141465<br> Closed / For Sale<br><i>Courtesy of The HomeCourt Real Estate</i> | Single Family | 4/5          | 3,900               | 1.28 acres<br>2000    | 1/31/2025<br>164 days     | \$735,000<br>\$188/sq ft    | –   |



Summary

For Lease Activity in the Last 3 Months



Legend

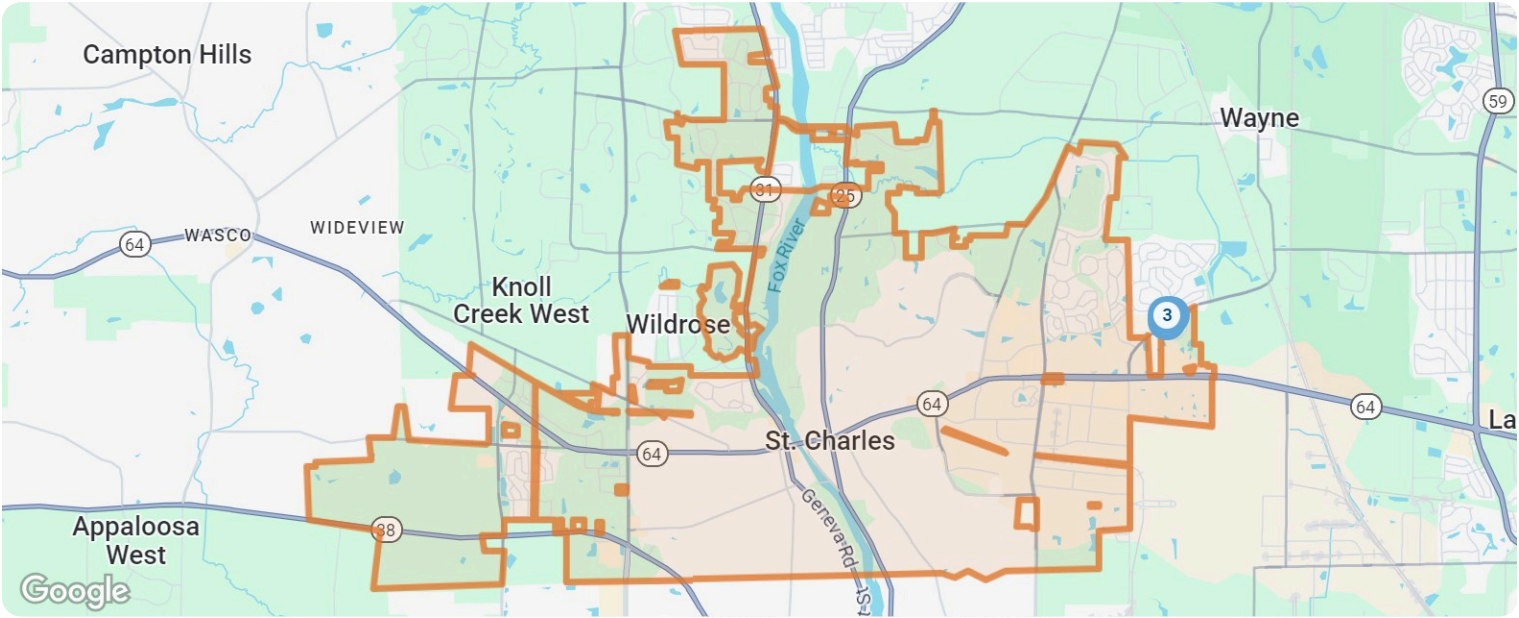
For Lease




|                                   | New      |
|-----------------------------------|----------|
| Number of Properties              | 3        |
| Lowest Listing Price / Est.Value  | \$4,300  |
| Median Listing Price / Est.Value  | \$5,000  |
| Highest Listing Price / Est.Value | \$5,500  |
| Average Price / sqft              | \$2      |
| Median Price / sqft               | \$2      |
| Average Days in RPR               | 27       |
| Median Days in RPR                | 31       |
| Total Volume                      | \$14,800 |
| Source                            | Listings |

## Property Details

New

Source: Listings



| New: 3 properties |  | Property Type | Beds / Baths | Living Area (sq ft) | Lot Size    | Year Built | List Date / Days in RPR | List Price / \$ Per Sq Ft |
|-------------------|--|---------------|--------------|---------------------|-------------|------------|-------------------------|---------------------------|
| 1                 | <div><div><b>4028 Faith Ln</b><br/><b>Saint Charles, IL 60174</b><br/>MLS ID: 12276950<br/>● Active / For Lease</div></div> <div>Courtesy of @properties Christie's International Real Estate</div> | Single Family | 4/4          | 3,630               | 6,970 sq ft | 2023       | 1/24/2025<br>20 days    | \$5,500 mo.<br>\$2/sq ft  |
| 2                 | <div><div><b>4015 Faith Ln</b><br/><b>Saint Charles, IL 60174</b><br/>MLS ID: 12270008<br/>● Active / For Lease</div></div> <div>Courtesy of Real Broker LLC</div>                                  | Single Family | 3/3          | 3,283               | 6,534 sq ft | 2023       | 1/13/2025<br>31 days    | \$5,000 mo.<br>\$2/sq ft  |
| 3                 | <div><div><b>4020 Faith Ln</b><br/><b>Saint Charles, IL 60174</b><br/>MLS ID: 12270017<br/>● Active / For Lease</div></div> <div>Courtesy of Real Broker LLC</div>                                  | Single Family | 3/3          | 2,780               | 6,970 sq ft | 2022       | 1/13/2025<br>31 days    | \$4,300 mo.<br>\$2/sq ft  |

## About RPR

- RPR® is the nation's largest property database, exclusively for REALTORS®. It empowers REALTORS® to help buyers and sellers make informed decisions, backed by a real estate database covering more than 160 million residential and commercial properties in the United States.
- RPR is a wholly owned subsidiary of the National Association of REALTORS® and a member benefit to REALTORS®.
- RPR's data sources range from MLSs and county-level tax and assessment offices, to the U.S. Census and FEMA, to specialty data set providers such as Esri (consumer data), Niche (school information) and Precisely (geographic boundaries).

## Learn More

For more information about RPR, please visit RPR's public website: <https://blog.narrpr.com>

