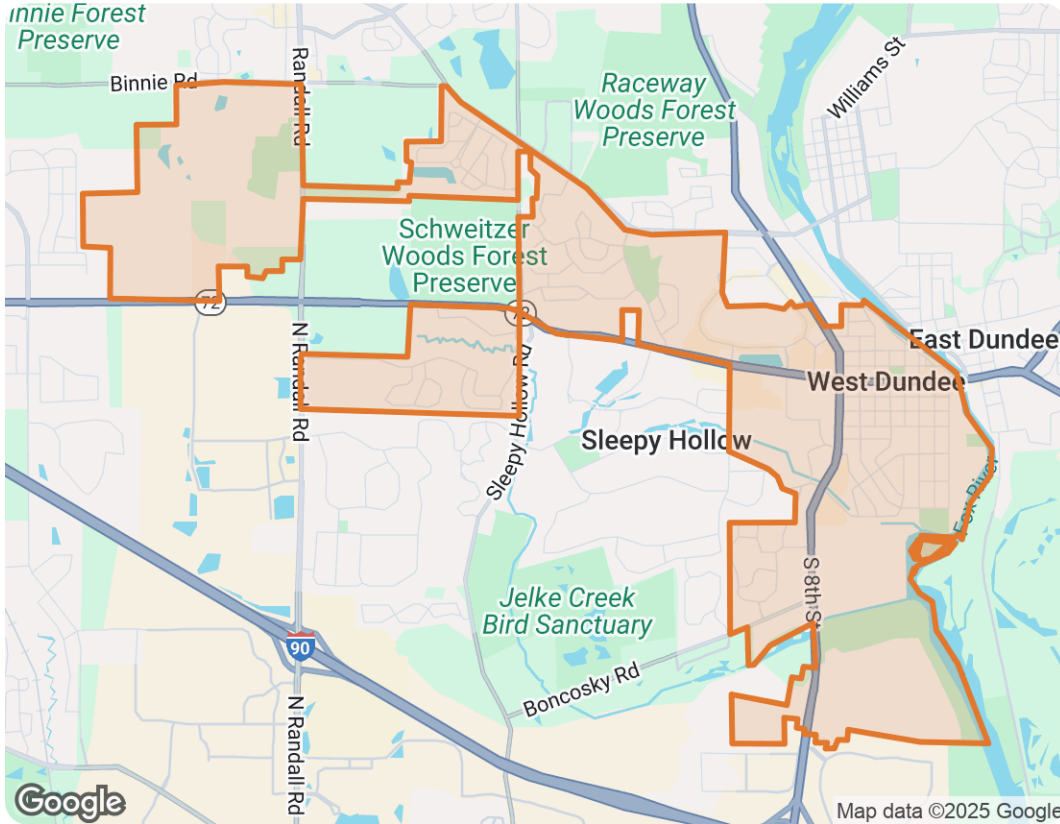


West Dundee, Illinois



Nicholas Kein

SRES

📞 Work (630) 405-3855 | 📞 Work (630) 405-3855

✉️ nick@Kombrink.com

🌐 www.onesourcesells.com



Market Trends

Market Trends for West Dundee, Illinois

Single Family + Condo/Townhouse/Apt.

January 2025

Market Type

Seller's Market

Balanced Market

Buyer's Market

Key Details

Months of Inventory

2.74

↓ 16.21% MoM

Sold to List Price %

99.4%

↑ 2.4% MoM

Median Days in RPR

12

↓ 33.33% MoM

Median Sold Price

\$335,000

↑ 11.3% MoM

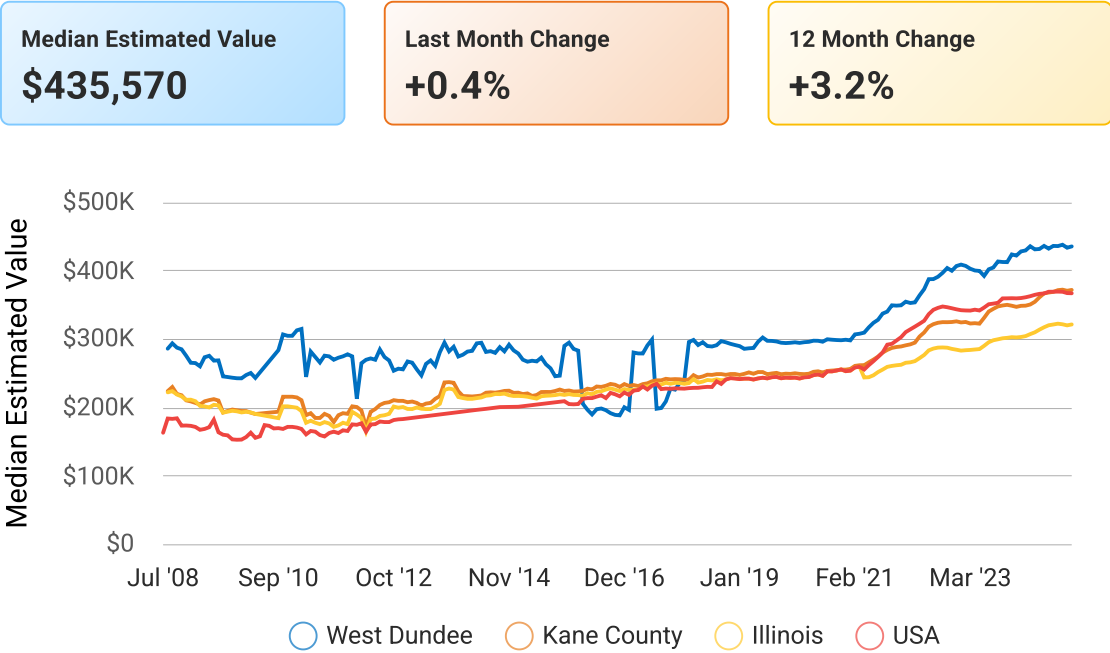
January 2025 Median Estimated Property Value

Single Family + Condo/Townhouse/Apt.

This graphic displays property estimates for a market area and a subject property, where one has been selected. Estimated property values are generated by a valuation model and are not formal appraisals.

Source: Public records, and MLS sources where licensed

Update Frequency: Monthly



West Dundee, Illinois

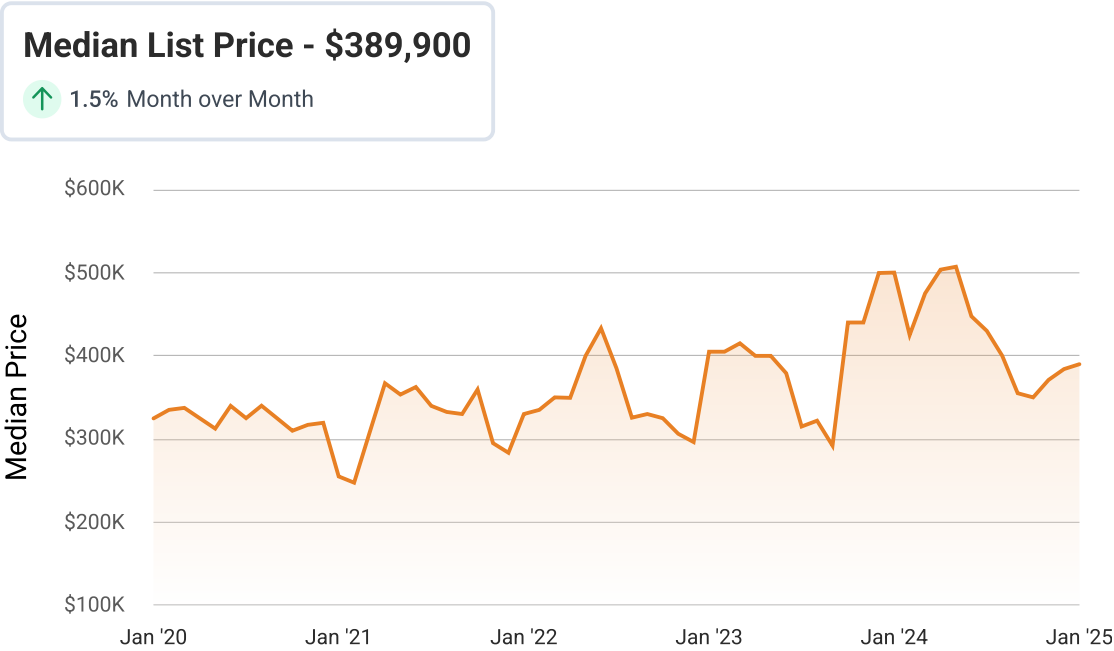
Active Listings

West Dundee, Illinois

Single Family + Condo/Townhouse/Apt.

This graphic summarizes key statistics for properties that were in an active status on the last day of each month. RPR uses list date and a derived pending date to determine if the listing was active on the last day of the month. An end-of-month snapshot of active listings helps to understand inventory levels, price points and duration on the market.

Source: Listing sources
Update Frequency: Monthly



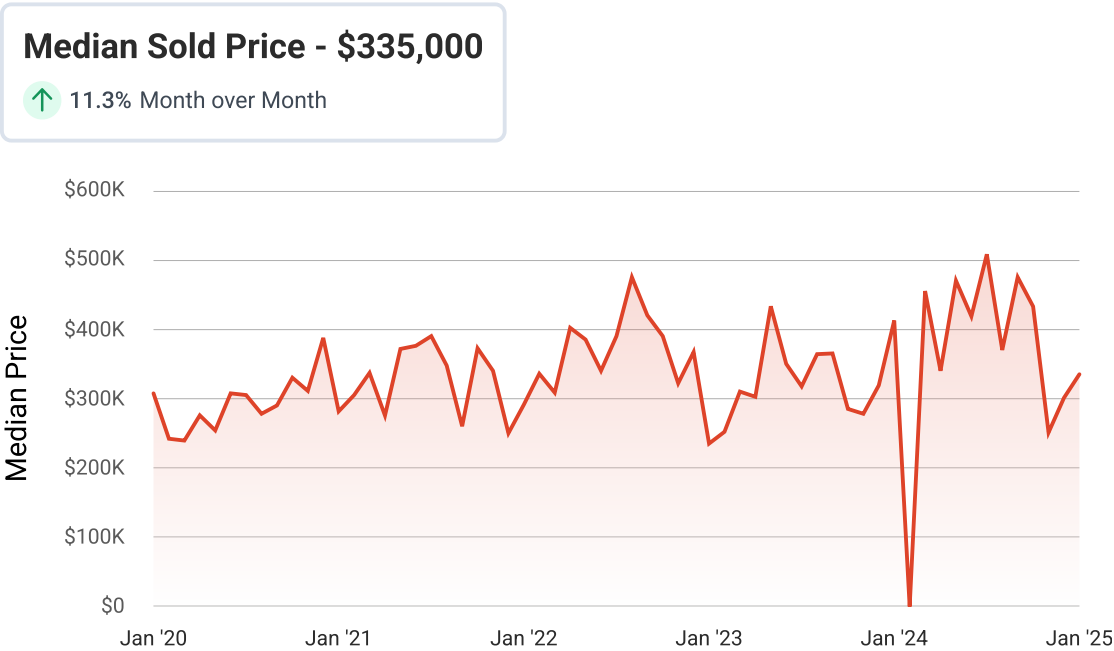
Sold Listings

West Dundee, Illinois

Single Family + Condo/Townhouse/Apt.

This graphic summarizes key statistics for properties that sold each month. RPR uses a derived sold date to determine when a property moved into a sold status within the given month. These statistics are important for understanding the price points on sold properties as well as the difference between the list price and sold price, which reveals whether buyers are paying over or under the asking price.

Source: Listing sources
Update Frequency: Monthly



Market Snapshot

Value and Price Changes

	Current	Last Month	Last 3 Months	Last 12 Months	Last 24 Months	Last 36 Months
Median Est. Property Value Last Updated: 1/31/2025	–	\$433,640 +0.45%	\$436,040 -0.11%	\$422,210 +3.16%	\$409,000 +6.5%	\$354,820 +22.76%
Median Sold Price Last Updated: 1/31/2025	–	\$301,000	\$398,750	\$412,500	\$250,000	\$435,000
Median List Price Last Updated: 1/31/2025	–	\$383,994 +1.54%	\$350,000 +11.4%	\$499,999 -22.02%	\$404,900 -3.7%	\$330,000 +18.15%

About this Data: Because some brokerages may choose not to include their MLS listing content within the RPR platform, the analysis contained in this report may not have been created using all the available listing data within this geographical market.

Median estimated property values are generated by a valuation model and are not formal appraisals. Valuations are based on public records and MLS data where licensed. The Metrics displayed here reflect **All Residential Single Family, Condo, Townhouse and Apartment properties** data.

Market Activity

Market Filters Selected

Sort Order: Recently updated

Maximum Properties Per Change Type: 90

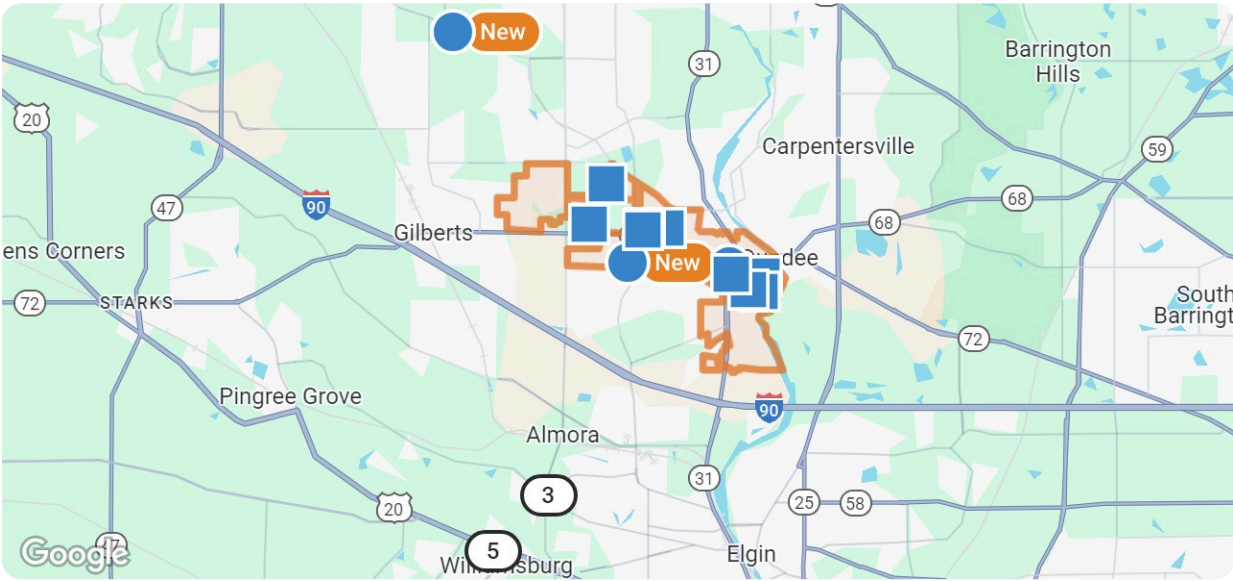
Change Types: New Listings, Pending, Closed

Property Types: Single Family, Condo/Townhouse/Apt

Property Features: Sale Price: Any, Lease Price: Any, Beds: 3+, Baths: 2+, Living Area: Any, Lot Size (acre): Any, Year Built: Any

Summary

For Sale Activity in the Last 3 Months



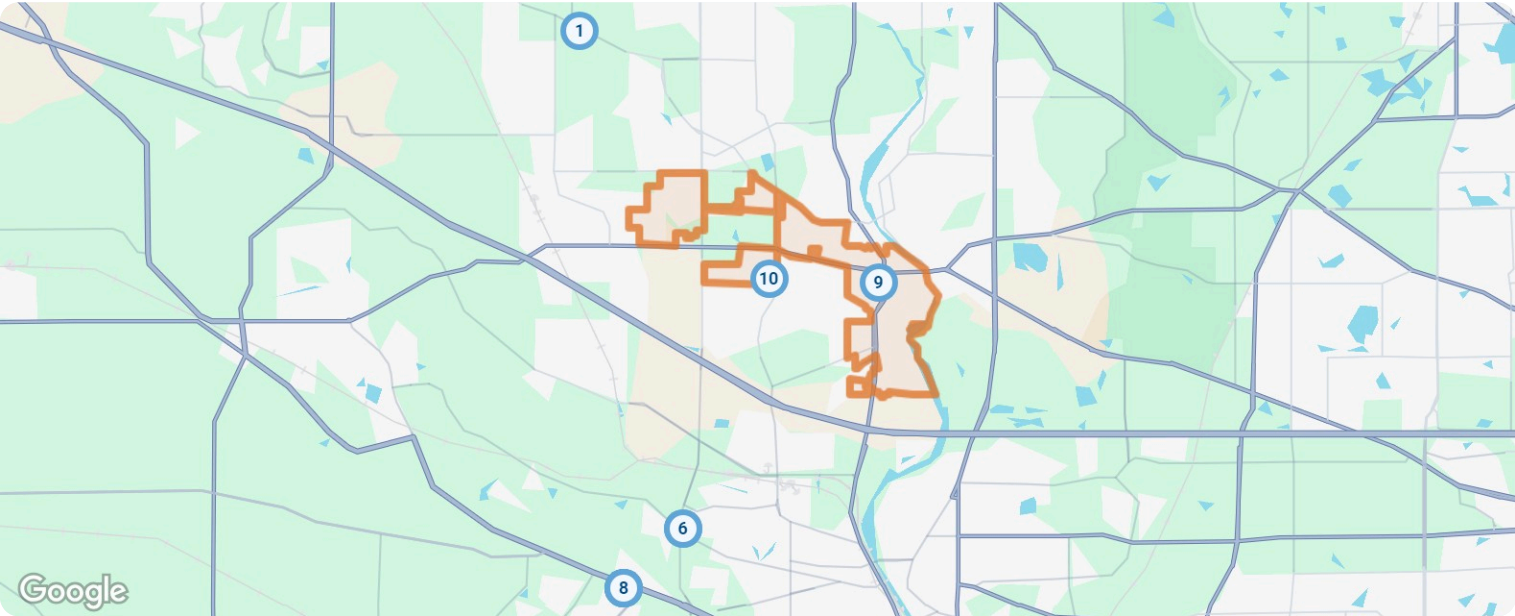
- Legend
- For Sale
 - For Sale Pending
 - Recently Closed

	New	Pending	Closed
Number of Properties	10	1	9
Lowest Listing Price / Est.Value	\$325,000	\$377,490	\$193,000
Median Listing Price / Est.Value	\$404,999	\$377,490	\$335,000
Highest Listing Price / Est.Value	\$595,000	\$377,490	\$625,000
Average Price / sqft	\$229	\$205	\$184
Median Price / sqft	\$221	\$205	\$177
Average Days in RPR	51	12	63
Median Days in RPR	40	12	54
Total Volume	\$4,205,876	\$377,490	\$3,354,600
Source	Listings	Listings	Public Records & Listings

Property Details

New

Source: Listings



New: 10 properties		Property Type	Beds / Baths	Living Area (sq ft)	Lot Size	Year Built	List Date / Days in RPR	List Price / \$ Per Sq Ft
1	 <div>38W715 Huntley Rd West Dundee, IL 60118 MLS ID: 12273391 ● Active / For Sale <i>Listing Courtesy of Your Choice Real Estate Serv</i></div>	Single Family	3/2	1,408	1.63 acres	1978	1/17/2025 27 days	\$595,000 \$423/sq ft
2	 <div>213 Settlers Pl, #904 West Dundee, IL 60118 MLS ID: 12211109 ● Active / For Sale <i>Listing Courtesy of RE/MAX All Pro - St Charles</i></div>	Single Family	3/3	1,764	–	2024	11/15/2024 90 days	\$389,999 \$221/sq ft
3	 <div>215 Settlers Pl, #903 West Dundee, IL 60118 MLS ID: 12267149 ● Active / For Sale <i>Listing Courtesy of RE/MAX All Pro - St Charles</i></div>	Single Family	3/3	1,894	–	2024	1/8/2025 36 days	\$419,999 \$222/sq ft
4	 <div>217 Settlers Pl, #902 West Dundee, IL 60118 MLS ID: 12267139 ● Active / For Sale <i>Listing Courtesy of RE/MAX All Pro - St Charles</i></div>	Single Family	3/3	1,764	–	2024	1/8/2025 36 days	\$389,999 \$221/sq ft
5	 <div>939 Shagbark Ln, #603 West Dundee, IL 60118 MLS ID: 12211856 ● Active / For Sale <i>Listing Courtesy of RE/MAX All Pro - St Charles</i></div>	Single Family	3/3	1,840	–	2024	11/16/2024 89 days	\$369,990 \$201/sq ft

Market Activity Report

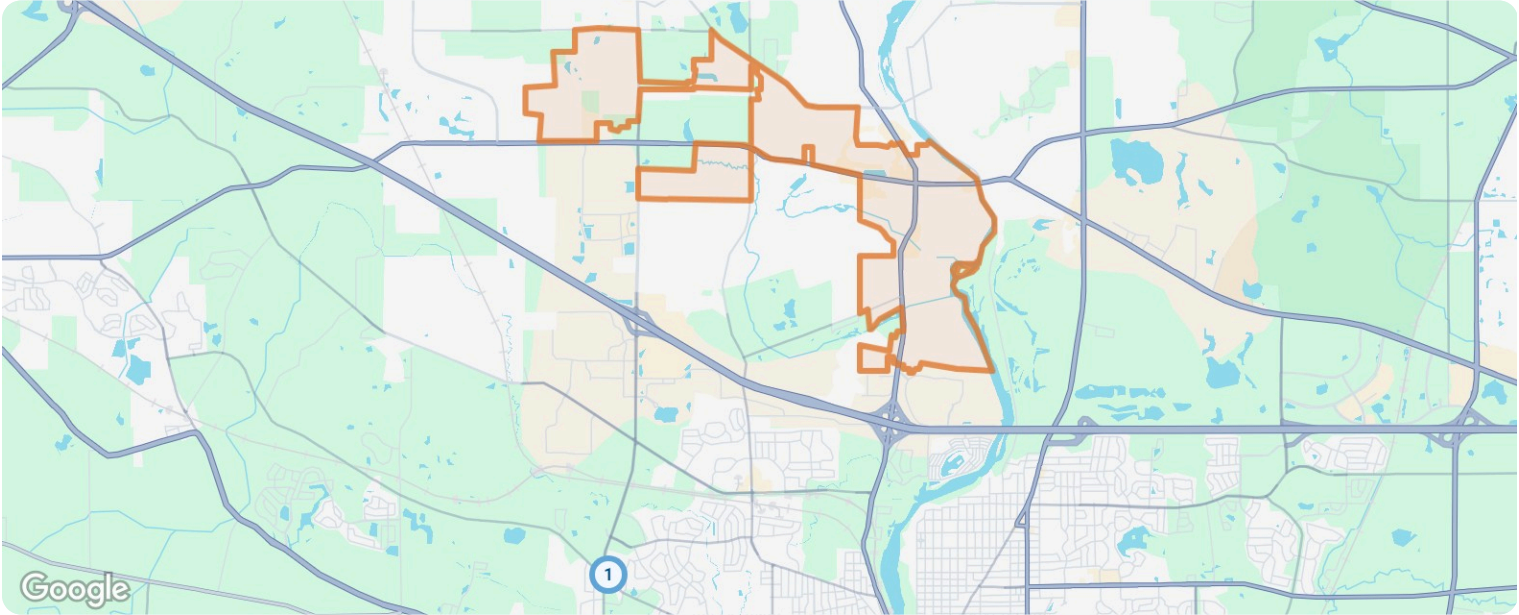
West Dundee, Illinois



New: 10 properties		Property Type	Beds / Baths	Living Area (sq ft)	Lot Size	Year Built	List Date / Days in RPR	List Price / \$ Per Sq Ft
6	 <p>941 Shagbark Ln, #602 West Dundee, IL 60118 MLS ID: 12211872 ● Active / For Sale</p> <p><i>Listing Courtesy of RE/MAX All Pro - St Charles</i></p>	Single Family	3/3	1,767	–	2025	11/16/2024 89 days	\$359,990 \$204/sq ft
7	 <p>211 Settlers Pl, #905 West Dundee, IL 60118 MLS ID: 12262478 ● Active / For Sale</p> <p><i>Listing Courtesy of RE/MAX All Pro - St Charles</i></p>	Single Family	3/3	1,894	–	2024	12/31/2024 44 days	\$422,999 \$223/sq ft
8	 <p>219 Settlers Pl, #901 West Dundee, IL 60118 MLS ID: 12211116 ● Active / For Sale</p> <p><i>Listing Courtesy of RE/MAX All Pro - St Charles</i></p>	Single Family	3/3	1,894	–	2024	11/15/2024 90 days	\$432,900 \$229/sq ft
9	 <p>817 Royal Ln West Dundee, IL 60118 MLS ID: 12276634 ● Active Under Contract / For Sale</p> <p><i>Listing Courtesy of Compass</i></p>	Single Family	3/2	1,750	10,018 sq ft	1961	1/24/2025 20 days	\$325,000 \$186/sq ft
10	 <p>2618 Connolly Ln West Dundee, IL 60118 MLS ID: 12273217 ● Active / For Sale</p> <p><i>Listing Courtesy of Real 1 Realty</i></p>	Single Family	4/3	3,159	–	2004	2/28/2025 -15 days	\$500,000 \$158/sq ft

Pending

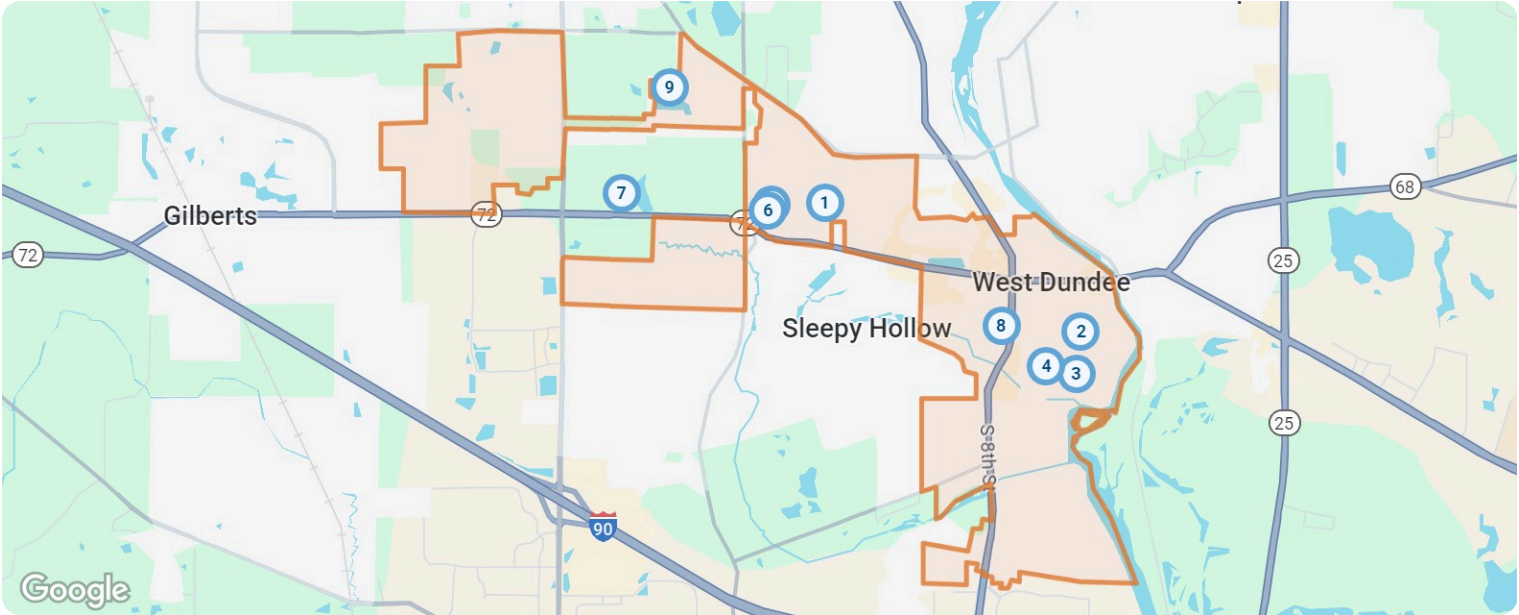
Source: Listings





Pending: 1 properties		Property Type	Beds / Baths	Living Area (sq ft)	Lot Size / Year Built	List Date	List Price / \$ Per Sq Ft	Pending Date / Days in RPR
1		935 Shagbark Ln, #605 West Dundee, IL 60118 MLS ID: 12283488	Single Family	3/3	1,840	– 2024	2/1/2025 \$377,490 \$205/sq ft	2/1/2025 12 days
		 Pending / For Sale						
Listing Courtesy of RE/MAX All Pro - St Charles								

Closed

Source: Public Records and Listings

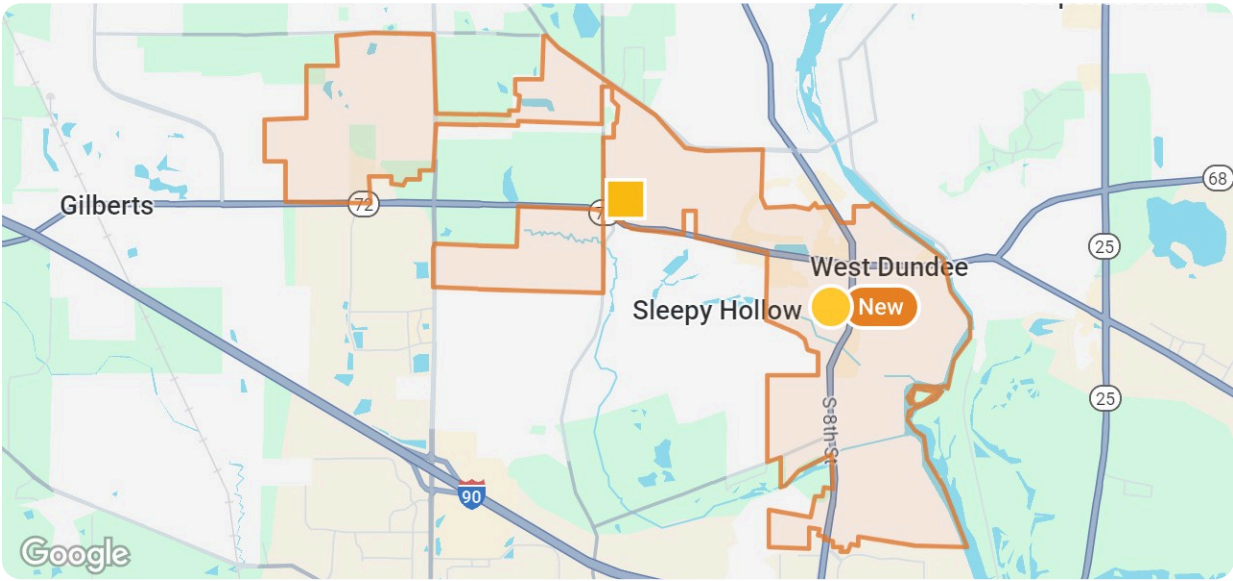


Closed: 9 properties		Property Type	Beds / Baths	Living Area (sq ft)	Lot Size / Year Built	Closed Date / Days in RPR	Closed Price / \$ Per Sq Ft	List to Sold Price %
1	<div><div><div>724 Green Castle Ct West Dundee, IL 60118 MLS ID: 12264885</div><div><div></div>Closed / For Sale</div></div><div>Courtesy of xr realty</div></div>	Single Family	3/3	1,572	– 1989	2/6/2025 29 days	\$335,000 \$213/sq ft	<div><div></div>4.85%</div>
2	<div><div><div>421 S 3rd St West Dundee, IL 60118 MLS ID: 12205051</div><div><div></div>Closed / For Sale</div></div><div>Courtesy of Baird & Warner Real Estate - Algonquin</div></div>	Single Family	3/2	1,624	9,147 sq ft 1896	12/27/2024 42 days	\$321,600 \$198/sq ft	<div><div></div>1.05%</div>
3	<div><div><div>616 S 3rd St West Dundee, IL 60118 MLS ID: 12194695</div><div><div></div>Closed / For Sale</div></div><div>Courtesy of Baird & Warner</div></div>	Single Family	3/2	1,434	0.26 acres 1960	1/3/2025 72 days	\$335,000 \$234/sq ft	<div><div></div>4.29%</div>
4	<div><div><div>631 S 7th St West Dundee, IL 60118 MLS ID: 12215260</div><div><div></div>Closed / For Sale</div></div><div>Courtesy of Baird & Warner</div></div>	Single Family	3/3	2,064	8,398 sq ft 1974	1/14/2025 54 days	\$365,000 \$177/sq ft	<div><div></div>1.39%</div>

Closed: 9 properties		Property Type	Beds / Baths	Living Area (sq ft)	Lot Size / Year Built	Closed Date / Days in RPR	Closed Price / \$ Per Sq Ft	List to Sold Price %
5	 <p>2343 Glenmoor Dr West Dundee, IL 60118 MLS ID: 12188634 Closed / For Sale</p> <p>Courtesy of RE/MAX Horizon</p>	Single Family	3/3	1,816	10,802 sq ft 1993	12/30/2024 48 days	\$300,000 \$165/sq ft	↓ 10.45%
6	 <p>703 Malcolm Ln West Dundee, IL 60118 MLS ID: 12199096 Closed / For Sale</p> <p>Courtesy of Century 21 Circle</p>	Single Family	4/3	2,385	– 1990	12/6/2024 39 days	\$315,000 \$132/sq ft	↓ 8.7%
7	 <p>16N615 Sumter Dr West Dundee, IL 60118 MLS ID: 12175534 Closed / For Sale</p> <p>Courtesy of Berkshire Hathaway HomeServices Starck Real Estate</p>	Single Family	4/3	3,050	– 1990	12/16/2024 80 days	\$625,000 \$205/sq ft	—
8	 <p>828 Village Quarter Rd, Apt F West Dundee, IL 60118 MLS ID: 12151066 Closed / For Sale</p> <p>Courtesy of GREAT HOMES REAL ESTATE, INC.</p>	Single Family	3/2	1,200	– 1985	12/6/2024 99 days	\$193,000 \$161/sq ft	↓ 3.45%
9	 <p>1415 Walnut Dr West Dundee, IL 60118 MLS ID: 12195745 Closed / For Sale</p> <p>Courtesy of RE/MAX All Pro - St Charles</p>	Single Family	5/4	3,320	9,365 sq ft 2004	2/3/2025 103 days	\$565,000 \$170/sq ft	↓ 1.74%

Summary

For Lease Activity in the Last 3 Months



Legend

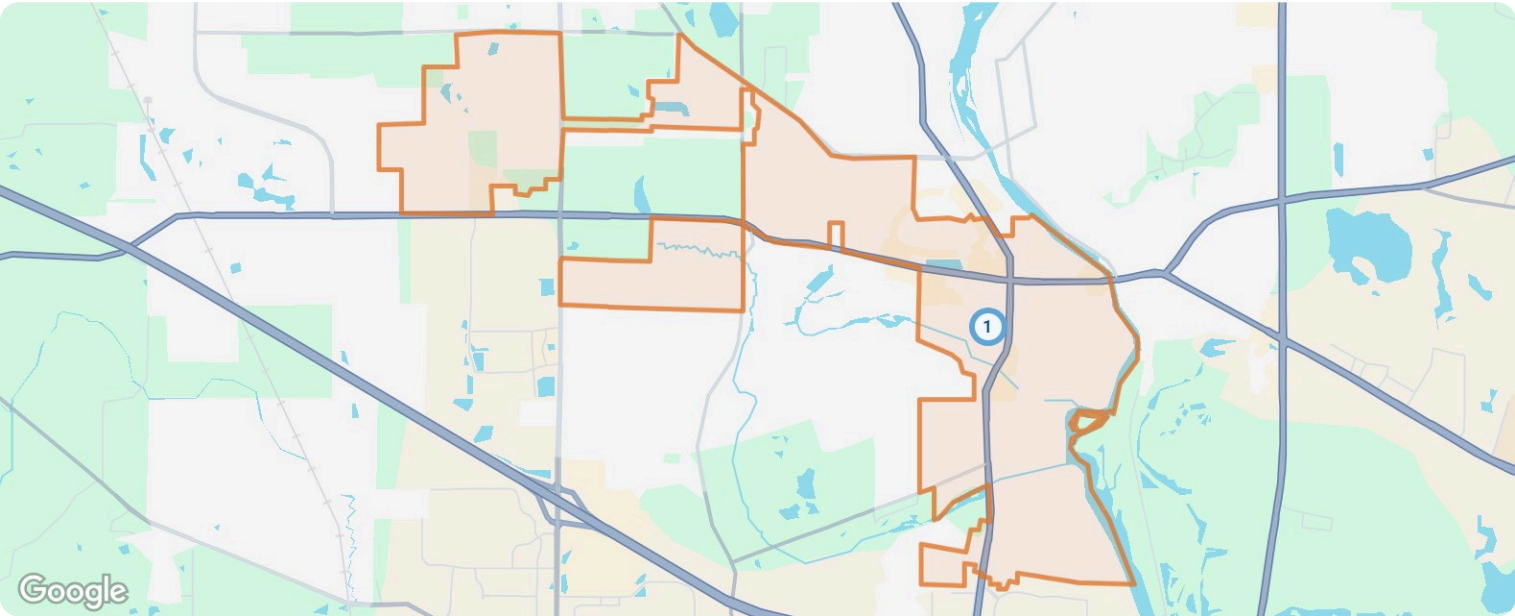
- For Lease
- Recently Leased


	New	Closed
Number of Properties	1	1
Lowest Listing Price / Est.Value	\$2,200	–
Median Listing Price / Est.Value	\$2,200	–
Highest Listing Price / Est.Value	\$2,200	–
Average Price / sqft	\$2	–
Median Price / sqft	\$2	–
Average Days in RPR	21	8
Median Days in RPR	21	8
Total Volume	\$2,200	–
Source	Listings	Public Records & Listings

Property Details

New

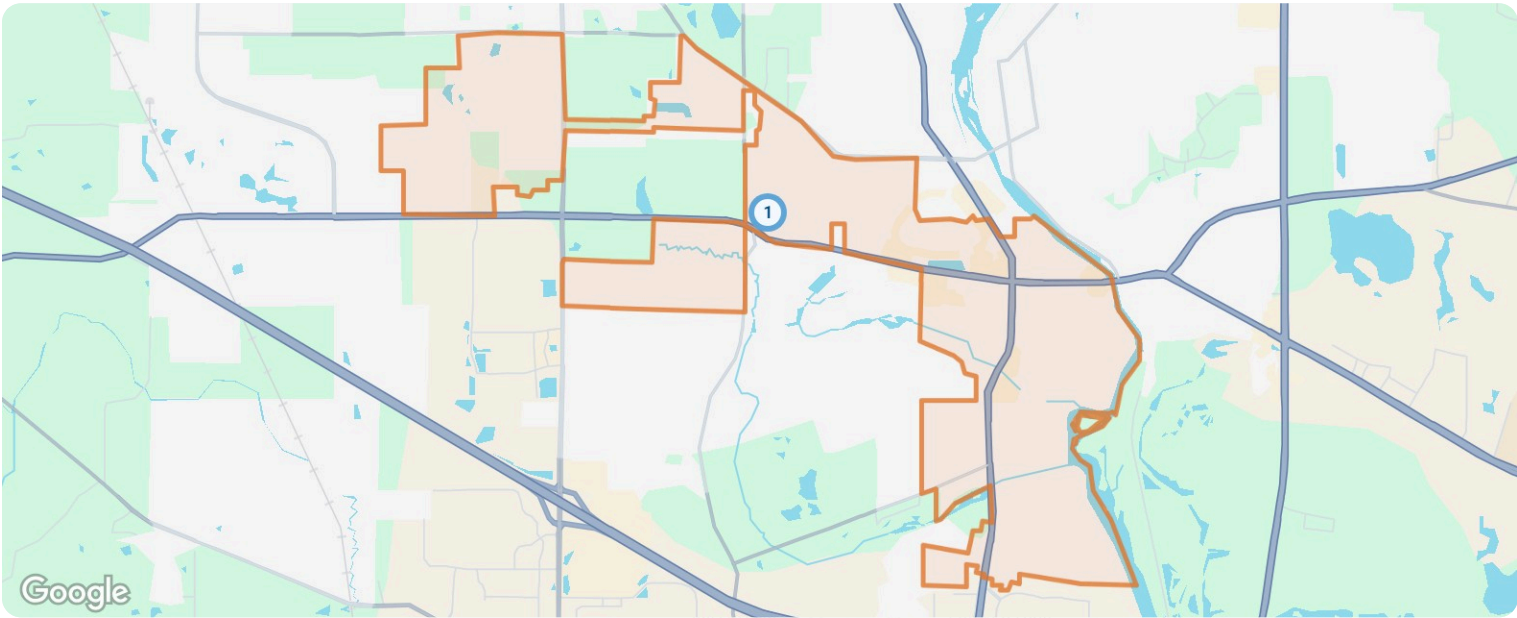
Source: Listings





New: 1 properties		Property Type	Beds / Baths	Living Area (sq ft)	Lot Size	Year Built	List Date / Days in RPR	List Price / \$ Per Sq Ft
1	 <div>833 Village Quarter Rd, Apt G5 West Dundee, IL 60118 MLS ID: 12276427 ● Active / For Lease</div> <div>Courtesy of Keller Williams Success Realty</div>	Single Family	3/2	1,200	–	1965	1/23/2025 21 days	\$2,200 mo. \$2/sq ft

Closed

Source: Public Records and Listings



Closed: 1 properties		Property Type	Beds / Baths	Living Area (sq ft)	Lot Size / Year Built	Closed Date / Days in RPR	Closed Price / \$ Per Sq Ft	List to Sold Price %
1	 <div>703 Malcolm Ln West Dundee, IL 60118 MLS ID: 12273464  Closed / For Lease</div> <p><small>Courtesy of Redstart Inc.</small></p>	Single Family	4/3	2,385	– 1990	1/26/2025 8 days	– \$1/sq ft	–

About RPR

- RPR® is the nation's largest property database, exclusively for REALTORS®. It empowers REALTORS® to help buyers and sellers make informed decisions, backed by a real estate database covering more than 160 million residential and commercial properties in the United States.
- RPR is a wholly owned subsidiary of the National Association of REALTORS® and a member benefit to REALTORS®.
- RPR's data sources range from MLSs and county-level tax and assessment offices, to the U.S. Census and FEMA, to specialty data set providers such as Esri (consumer data), Niche (school information) and Precisely (geographic boundaries).

Learn More

For more information about RPR, please visit RPR's public website: <https://blog.narrpr.com>

