



ARB
FENCE
Corp.



PROFESSIONALS
You can trust

📞 **516-738-9662**

📱 **516-725-7971**

🌐 **www.arbfence.com**

FREE ESTIMATES • LICENSED & INSURED




TOPPER STYLES

Can be used with any Privacy and Semi-Privacy styles. 6'H • 5'H • 4'H, • 3'H



| MINI DIAGONAL LATTICE |



| Traditional Big Diamond Lattice



| OPEN SPINDLE |



| MINI SQUARE LATTICE |



| DELUXE SQUARE LATTICE |



| CLOSED SPINDLE |



| CROWN DIAGONAL MINI LATTICE |



| SCALLOPED DIAGONAL MINI LATTICE |



| SCALLOPED OPEN SPINDLE |



| 12" Glued Diamond Lattice




| CROWN OPEN SPINDLE |




| STEPPED OPEN SPINDLE |




SEMI PRIVACY WITH MINI LATTICE TOP



SEMI PRIVACY 1



SEMI PRIVACY 2



SEMI PRIVACY 3




SEMI PRIVACY 4




SEMI PRIVACY 5



SEMI PRIVACY 6




SEMI PRIVACY 7




SEMI PRIVACY 8




SEMI PRIVACY 9




SEMI PRIVACY 10



SEMI PRIVACY 11



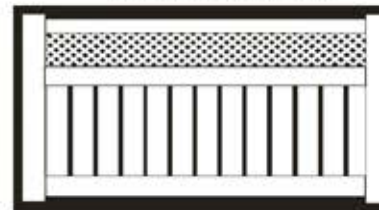
SEMI PRIVACY 12 (1X3 PICKET)




SEMI PRIVACY 13 (1X3 PICKET)




SEMI PRIVACY 14




SEMI PRIVACY 15




SEMI PRIVACY 16




SEMI PRIVACY 17



SEMI PRIVACY 18




SEMI PRIVACY 19



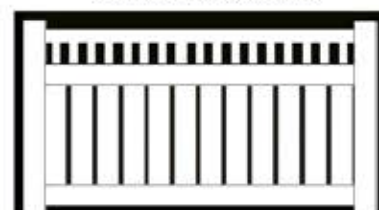
SEMI PRIVACY 20




SEMI PRIVACY 21



SEMI PRIVACY 22



SEMI PRIVACY 23




HORIZONTAL 1

1 1/2 x 1 1/2 Continental Series



1x3 Picket American Classic Series





AMERICAN CLASSIC 1

AMERICAN CLASSIC 2

AMERICAN CLASSIC 3

AMERICAN CLASSIC 4



AMERICAN CLASSIC 5

AMERICAN CLASSIC 6

CONTINENTAL 1

CONTINENTAL 2




CONTINENTAL 3

CONTINENTAL 4

CONTINENTAL 5

CONTINENTAL 6



CONTINENTAL 7

CONTINENTAL 8

CONTINENTAL 9

CONTINENTAL 10





CONTINENTAL 11

CONTINENTAL 12

CONTINENTAL 13

GATES







**TAPER
(STRAIGHT TAPER)**



SWEEP RAIL




S-CURVED STYLE RAIL




SLOPED PICKET







#1




#2




#3




#4



#5




#6




#7




#8



#9



#10




#11




#12




#13



#14




#15




#16




#17



#18



#19




#20



#21



#22



#23




#24



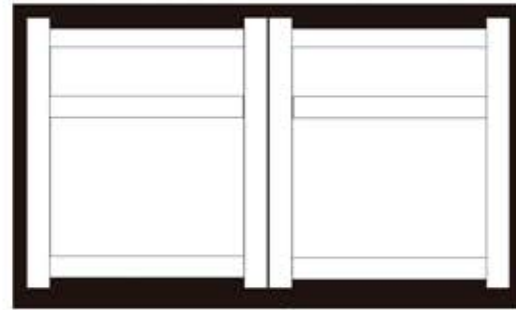
#25



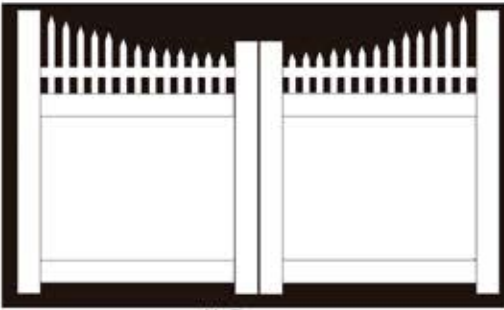
#26



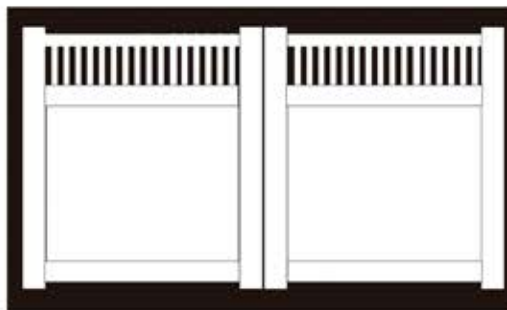
1



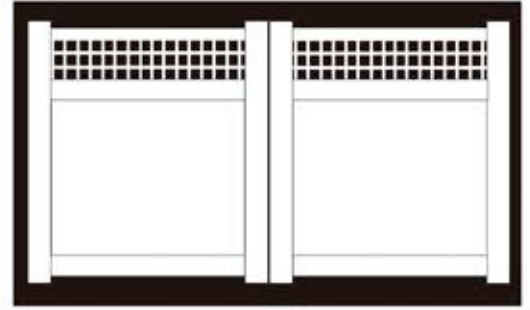
2




3



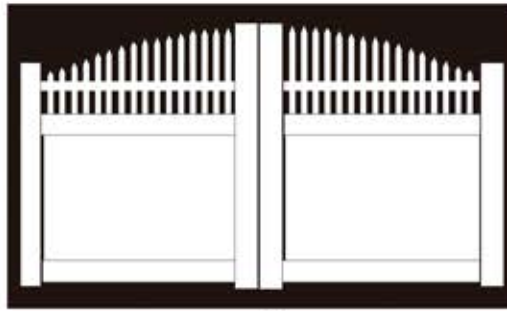
4




5



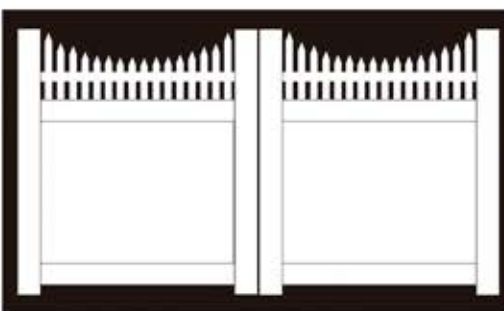
6



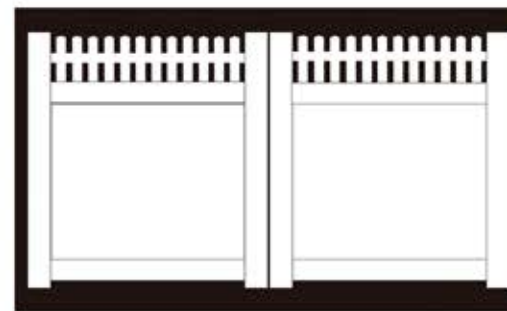
7



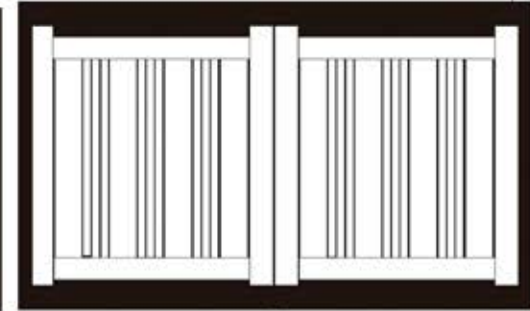
8



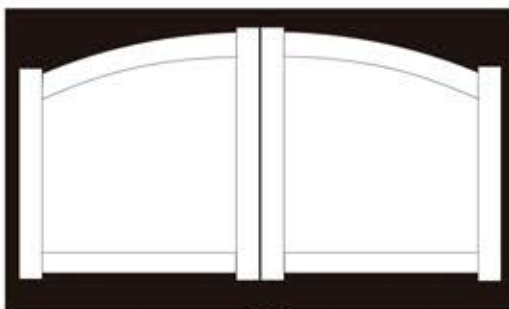
9



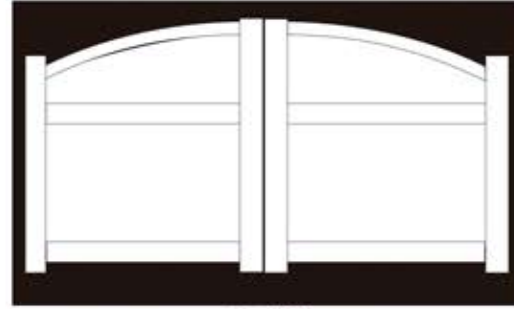
10



11



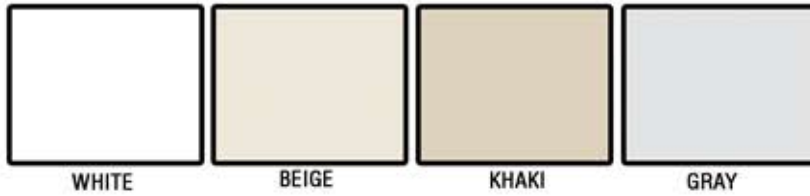
12



13



Stock Fence Colors



WHITE BEIGE KHAKI GRAY

Hardware

All of our hardware is available in White or Black.



STAINLESS STEEL | HINGE



STAINLESS STEEL | LATCH

KEY LATCH



DROP ROD



HANDLE



CSB-12SS
(BLACK OR WHITE)
STAINLESS STEEL
SPRING CLOSER



MAGNA LATCH

Post Caps



NEW ENGLAND



FEDERATION



GOthic



TRADITIONAL



SOLAR 4 BULB



BALL



SOLID ARBOR



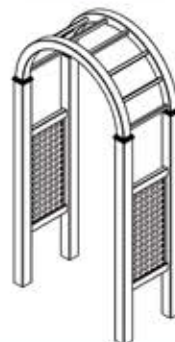
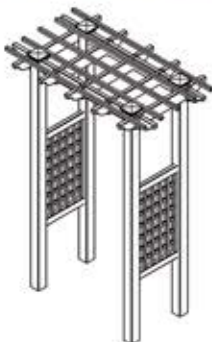
SPINDLE ARBOR



MINI LATTICE



PERGOLA KITS





2-RAIL



3-RAIL



4-RAIL



CROSSBUCK



2-RAIL DIAMOND




3-RAIL DIAMOND


LATTICE SCREEN FENCE



SMALL DIAGONAL LATTICE



SQUARE LATTICE



MINI SQUARE LATTICE



TRADITIONAL - 2" X 3.5" TOP-RAIL



COLONIAL - 2" X 3.5" TOP-RAIL



COLONIAL - T-RAIL TOP-RAIL



TRADITIONAL - T-RAIL TOP-RAIL



T RAIL W/ COLONIAL SPINDLE DESIGN



T RAIL 1.5 SQUARE BALUSTER



T RAIL WITH BOWED 1.5 SPINDLE



BASEMENT ENTRANCE SAFETY RAILINGS



T RAIL WITH CUSTOM DESIGN



T RAIL WITH CUSTOM ALUMINUM 3/4 SPINDLE BLACK



T RAIL 1.5 SPINDLE SQUARE WITH STAIR HANDRAIL ENTRANCE

Ball Post Cap
(Optional)



Flat Post Cap
(Standard)




Post Trim Ring

Caps / Trim Available in 2 1/2 • 3 1/4 • 4"

Newel Posts
w/ 3/8" Alum. Plate
Can be installed on concrete, wood, or composite decking for secure installations



STOCK COLORS





VINYL FRAME TEMPERED GLASS



ALUM FRAMELESS TEMPERED
GLASS



FRAMLESS VINYL GLASS
RAILINGS



ALUM FRAME TEMPERED
GLASS RAILINGS

COMPOSITE RAILING

TimberTech

Classic Composite Railing

Black White Matte Espresso



Gloss Black



ADA RAILING


| Item No. | Description | Item No. | Description |
|----------|----------------------------|----------|---------------------------------|
| HR00 | Rail with Stiffener - 104" | HR06 | Post Return (Candy Cane) |
| HR01 | 90 Degree Wall Return Kit | HR07 | Straight Joinder |
| HR02 | Straight Wall Return Kit | HR08 | Adjustable Joinder |
| HR03 | Hand Rail Bracket Kit | HR09 | Joint Ring |
| HR04 | 90 Degree Corner | HR10 | Rail End Cap |
| HR05 | End Loop 18" x 12" x 18" | HR11 | Bracket/Wall Return Cover Plate |

Our ADA RAILINGS SYSTEM allow you to create a continuous code compliant handrail on any stair or ramp. The ADA secondary handrail system can be easily installed on site without any special tools. It can be mounted to any wall surface or railing; vinyl, wood, composited, steel, concrete or aluminum.

- 1-1/2" O.D. (Outside Dimension) vinyl meets the "Americans with Disabilities Act" graspability requirements.
- Unique adjustable internal joiner accommodates any transition, stair or ramp angle.
- Easy installation.
- Fasteners are hidden creating an improved look over other available ADA systems.
- ADA railing is available in White, Khaki, Black, Almond and Acorn.
- The interior rail stiffener is an engineered aluminum providing maintenance free strength and durability.
- Can be installed in any stair or ramp configuration; continuously or interrupted.
- Mounts to any wall surface to provide code compliant graspability.
- Cast aluminum components are color matched powder coated for a durable finish.



CABLE RAILINGS VERTICAL AND HORIZONTAL OPTIONS





4' STYLE 101



**4' STYLE 202
ALSO 60" H
AND 72" H**



**4' STYLE 200
ALSO 60" H**



54' STYLE 200



54' STYLE 202



4' OVATION















ORNAMENTAL 1" X 1" PICKET 6X8



GATES

Eastern Ornamental gates feature an all welded design for maximum strength. You can choose a straight top design that matches the fencing or a decorative arched top design that gracefully rises above the fence height to accent the gate area. Special size openings are also available to fit between existing columns or non-standard opening requirements.



| | | | | | |
|---|--|--|---|--|--|
|  |  |  |  |  |  |
| 48"W X 48"H 60"W X 48"H | 48"W X 48"H 60"W X 48"H | 48"W X 48"H 60"W X 48"H 48"W X 60"H 60"W X 60"H | 48"W X 48"H 60"W X 48"H 48"W X 60"H 60"W X 60"H | 48"W X 48"H 60"W X 48"H 48"W X 60"H 60"W X 60"H | 48"W X 48"H 60"W X 48"H 48"W X 60"H 60"W X 60"H |
|  |  |  |  |  |  |
| 48"W X 48"H 60"W X 48"H | 48"W X 48"H | 48"W X 54"H 60"W X 54"H | 48"W X 54"H | 48"W X 54"H 60"W X 54"H | 48"W X 54"H |

STOCKADE SECTIONS • CEDAR OR PINE WOOD



DOUBLE SIDED PANELS T&G CEDAR



T&G FENCE TOPPERS



2" Inches Diagonal Scalloped Lattice



2" Inches Diagonal Lattice



2" Inches Square Lattice



Closed Spindle Lattice



Open Spindle



Scalloped Open Spindle



Connecticut Stepped Open Spindle



OPEN SPINDLE 1.5 STRAIGHT TOP CEDAR



DOG EAR PRESSED TREATED



SPACED AND LATTICE PANELS



4"X4" POST



NEW ENGLAND
PRESSURED
OR CEDAR CAP



PICKET PANELS



ARBORS AND PERGOLAS



DECORATIVE WOOD POSTS



1 2 3 4

POST AND RAIL



WOOD GATES

Can be custom made to match sections



1 2 3 4 5



COLORS AVAILABLE



COMPOSITE BY



COLORS by



All Styles Available in all colors

| | | | |
|--|---|---|---|
|  |  |  |  |
| Patio White | Tan | Seacoast Gray | Sky Blue |
|  |  |  |  |
| Autumn Orange | Federal Blue | Colonial Yellow | Sage |
|  |  |  |  |
| Brick Red | Olive | Burgundy | Midnight Blue |
|  |  |  |  |
| Eastern Green | Barn Red | Adobe | Seafoam Green |
|  |  |  |  |
| Millennium Gray | Evergreen | Sahara | Desert Sand |
|  |  |  |  |
| Antique White | Brownstone | Prairie Dust | Vintage Wine |
|  |  |  |  |
| Atlantic Blue | Bordeaux | Forest Green | Dark Royal Blue |

Color Vinyl Fence



Black



Brown



Hunter Green



Slate Gray






SimTex Ecostone



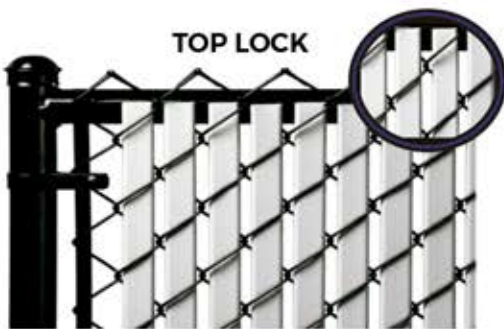


HARDWARE



COLORS

SLAT PRIVACY INSERTS





TrexSelect®
EARTH TONES

The perfect pairing of price and minimal maintenance.

| |
|---|
| PEBBLE GREY <small>Pebble Grey</small> |
| WINCHESTER GREY <small>Winchester Grey</small> |
| SADDLE <small>Saddle</small> |
| WOODLAND BROWN <small>Woodland Brown</small> |
| MADEIRA <small>Madira</small> |

TrexTranscend®
LINEAGE

The next generation of design and performance.

| |
|-------------------------------------|
| RAINIER <small>Rainier</small> |
| BISCAYNE <small>Biscayne</small> |
| CARMEL <small>Carmel</small> |
| JEAPER <small>Jeaper</small> |

TrexTranscend®
TROPICAL TONES

Elevated aesthetics paired with the highest level of performance.

| |
|---|
| ISLAND MIST <small>Island Mist</small> |
| TIKI TORCH <small>Tiki Torch</small> |
| HAVANA GOLD <small>Havana Gold</small> |
| SPICED RUM <small>Spiced Rum</small> |
| LAVA ROCK <small>Lava Rock</small> |

TrexTranscend®
EARTH TONES

A classic look for uncompromising homes.

| |
|---|
| GRAVEL PATH <small>Gravel Path</small> |
| ROPE SWING <small>Rope Swing</small> |
| VINTAGE LANTERN <small>Vintage Lantern</small> |

TrexEnhance®
NATURALS

The beauty of wood with the ease of composite.

| |
|---|
| FOGGY WHARF <small>Foggy Wharf</small> |
| ROCKY HARBOR <small>Rocky Harbor</small> |
| TOASTED SAND <small>Toasted Sand</small> |

TrexEnhance®
BASICS

Priced to put the pressure on treated lumber.

| |
|---|
| CLAM SHELL <small>Clam Shell</small> |
| BEACH DUNE <small>Beach Dune</small> |
| SADDLE <small>Saddle</small> |



Inside



Outside

CUSTOM OPEN DESIGN SIDING GATE



SQUARE IRON RAILINGS



IRON W/ WOOD HANDLE TOP



WHITE IRON RAILINGS



RAMP FRIENDLY ALUMINUM RAILINGS



VINYL PERGOLA



CUSTOM DOUBLE 2 GATES IN 1 DESIGN



VINYL FENCE W/ CHAIN LINK SLIDING GATE



OUTDOOR SHOWER



ABOUT US

ARB Fence Corp is your premier statewide industry-leading authority for all your commercial, residential, Industrial and municipal work, with over a decade of experience.



Our mission is to provide you with the highest quality of workmanship and installations at an affordable investment while promoting the importance of customer service and without jeopardizing the quality and integrity of our work by using 100% material made locally in the USA.



We take pride in being able to offer you services in the different areas of fence installations, railings, and custom deck builds.

If you are looking for excellent customer service from start to finish, we recommend you contact us and request a free estimate from one of our skilled and knowledgeable representatives.

We guarantee our services and work with an extensive warranty of ten years on materials and five years on our work. Dedicating our time to building a relationship with our clients is always our goal to ensure ARB Fence remains the professionals you can trust.



LICENSED • INSURED • BONDED