



Harnessing Insights: Utilizing ETS Data Manager

Tennessee Association of
Colleges for Teacher Education

February 10, 2025



Introductions



Jason Dietrich

Director, Educational Partnerships

- Joined ETS in November 2021
- Retired From Nevada With 30 Meaningful Years of Service
- Positions Held in Nevada Education Leadership:
 - Director - Educator Development, Licensure and Family Engagement
 - Executive Director - Nevada Achievement School District
 - Deputy Superintendent - Educator Effectiveness and Family Engagement Division
 - Secretary - Nevada Commission on Professional Standards
 - Executive Board Member - NASDTEC




Our Mission

To advance quality and equity in education by providing fair and valid assessments, research and related services.

Our values



Serving the teaching and educator community



Developing, administering, and scoring fair, valid, and reliable assessments



Conducting and disseminating ground-breaking research

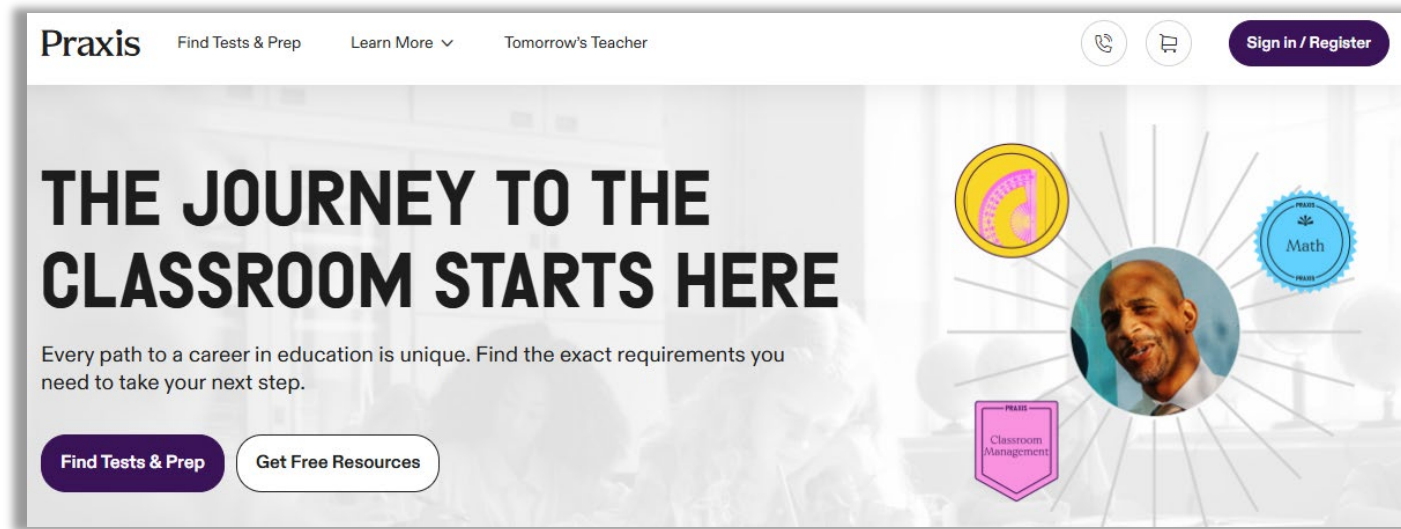
Praxis Resources for Educator Preparation Programs

Praxis Resources for EPPs



- Study Companion
- Curriculum Crosswalks
- ETS Data Manager (EDM)

<https://praxis.ets.org>



Study Companion



- Provides test blueprint (TAAG)
- Content topics with discussion questions – ***check this out!***
- Sample questions with answers and rationales
- General information and study tips

Elementary Education: Mathematics Subtest (5003)

Time: 65 minutes; Format: Selected-response and numeric-entry questions; on-screen scientific calculator provided

	Content Categories	Approximate Number of Questions	Approximate Percentage of Subtest
	I. Numbers and Operations	20	40%
	II. Algebraic Thinking	15	30%
	III. Geometry and Measurement, Data, Statistics, and Probability	15	30%
	Total	50	100%

About The Test

The Elementary Education: Mathematics Subtest is designed for prospective teachers of children in primary through upper elementary school grades. The 50 questions focus on the broad knowledge of mathematics and related competencies necessary to be licensed as a beginning teacher at the elementary school level.

The test is not designed to be aligned with any particular school mathematics curriculum, but it is intended to be consistent with the recommendations of national studies on mathematics education, such as the Council for the Accreditation of Educator Preparation (CAEP) 2018 *K-6 Elementary Teacher Preparation Standards* and the Association of Mathematics Teacher Educators (AMTE) 2017 *Standards for Preparing Teachers of Mathematics*.

The test includes selected-response questions, such as single-selection multiple-choice questions with four choices and multiple selection multiple-choice questions, and numeric-entry questions.

Curriculum Crosswalks



- Test-specific charts that help educator preparation programs confirm that the courses offered in their programs cover the necessary content from required licensure/certification tests.

<https://praxis.ets.org/epp/supporting-teachers-crosswalks.html>

ETS PRAXIS

Praxis® Biology (5236) Crosswalk

Test Content Categories	Required Courses
I. Nature and Impact of Science and Engineering	
A. Nature of Science	
1. Nature of scientific knowledge	
a. Observations and experiments provide evidence	
b. Understanding develops and changes over time in light of new evidence	
c. Science is interdisciplinary in nature (e.g., principles of chemistry and physics and earth science in biology)	
d. Scientific methodologies	
e. Scientific skills include observing, categorizing, comparing, generalizing, inferring, and concluding	
f. Distinguish between scientific laws, and scientific theories, and hypotheses	
g. Models are developed, revised, and applied to explain natural phenomena	
2. Experimental design, data collection, and analysis	
a. Standard units of measurement, dimensional analysis, and unit conversion	
b. Scientific notation and use of significant figures	

Praxis Find Tests & Prep Learn More Tomorrow's Teacher

Sign in / Register

FIND TESTS

Take the right test-prep for your test and state requirements.

Search by Test Name, Code or Keyword

Enter test name, code or keyword GO

State Requirements

Test Takers

Educator Preparation Programs

States & Agencies

Find state requirements for where you live

View State Requirements EPPs

SUPPORTING TEACHER CANDIDATES

ETS supports test-takers with top-notch Praxis prep and flexible financial options to ensure a smooth journey to success.

Additional Resources

Materials for Educators

Bulk Prepaid Vouchers

Curriculum Crosswalks

Essential resources for aspiring educators

ETS is committed to helping your test takers do their best on the Praxis tests by offering a variety of test preparation materials, financial options and testing accommodations.

Test preparation discounts

ETS Data Manager

ETS Data Manager (EDM)



Praxis

Find Tests & Prep

Learn More

Tomorrow's Teacher

Sign in / Register

EPPs

AboutSupporting Teacher CandidatesScoresResources

ETS DATA MANAGER FOR PROFESSIONAL EDUCATOR PROGRAMS

Available through ETS Client Services for Educator Licensure, the ETS Data Manager is a collection of services related to Praxis score reporting and analysis.

ETS Data Manager

Title II Reporting Services

Data Requests

About ETS Data Manager

Access to the ETS Data Manager is free for all Praxis clients and is provided via the internet from a secure website. Due to the nature of the data contained in the ETS Data Manager, access is restricted to Praxis state, agency, and institutional clients. To sign in or request an account, visit ETS Client Services for Educator Licensure.

For more information, contact PEPDataManager@ets.org.

Go to ETS Client Services



ETS Data Manager (EDM)



- ETS offers a data management system, EDM, through which EPPs can create quick and custom data reports for program evaluation and improvement, accreditation, and external reporting.

Quick and Custom Analytic Reports

- aggregated reports for institution, state/agency and national

Test Taker Score Reports

- for test takers who designate you as a score recipient

Test Taker Score Reports via Web Service

- for auto up-load of scores. Requires some who knows programming at your institution

Roster of Attending Students

- allows programs to delete any candidate who designated them as their attending institution



ETS Data Manager (EDM)



Dashboard

Test Taker Score Reports

Roster of Attending Students

Quick Reports

Custom Reports

My Projects

Dashboard

- EPP snapshot of test takers by program
- DOE snapshot of pipeline

Test Taker Score Reports

- EPP can monitor its students
- DOE can respond to applicant inquiries
- EPPs & DOE can automatically download data to existing systems

Quick Reports

- EPPs & DOE can routinely track performance, passing rates, and category results
- EPPs & DOE can easily use data to respond to ad hoc questions
- Facilitates state and federal reporting requirements

Custom Reports

- EPPs and DOE are able to conduct more complex analyses to answer more complex questions
- Reports are easily customized to support reporting to stakeholders

ETS Data Manager (EDM)

[Dashboard](#)[Test Taker Score Reports](#)[Roster of Attending Students](#)[Quick Reports](#)[Custom Reports](#)[My Projects](#)

Test Taker Score Report

JOHNN SMITH

Report Date: October 17, 2023
Candidate ID Number: 12295575
Social Security Number (Last Four Digits): 1163
Date of Birth: 10/02/2002 Gender: F

Institution Where Relevant Training Was Received: WESTERN GOVERNORS UNIV
Undergraduate Major: (I)
Graduate Major: (I)
Educational Level: EARNED BACHELOR'S DEGREE
GPA: 3.5 to 4.0

SECTION I

Your Most Recent Test Results

Test Date: October 14, 2023

Test Name and Code	Your Score	Score Recipient and Passing Information*
CORE ACAD SKILLS FOR EDUC: READING (5713)	176 Average Performance Range** 158-184	WESTERN GOVERNORS UNIV (4644) CA COMM ON TEACHER CREDENTIAL (8541) Not Reported +
CORE ACAD SKILLS FOR EDUC: MATH (5733)	152 Average Performance Range** 152-162	WESTERN GOVERNORS UNIV (4644) CA COMM ON TEACHER CREDENTIAL (8541) Not Reported +

* The passing information in Section I pertains only to your most recent test results for any score recipients selected with your registration. If you have taken one of these tests previously, check Your Highest Scores and Overall Passing Status in Section II for your highest score. If no passing information is displayed, you did not select a score recipient.

** Average Performance Range - The range of scaled scores earned by the middle 50 percent of the test takers taking the test. It provides an indication of the difficulty of the test. Average Performance Range is not computed when fewer than 30 test takers take this form of the test.

+ Not Reported - Indicates the score was not reported because the test is not required by the recipient.

+ Score automatically reported to state licensing agency.

(I) - Information not provided or incorrectly gridded.

Your Highest Scores and Overall Passing Status

To see your highest scores and overall passing status (for any score recipients selected for your most recent tests), go to SECTION II.

Details on Your Most Recent Results

To see category scores for your most recent tests, go to SECTION III.

ETS will retain your score for 10 years for reporting purposes. For more information on interpreting your scores, refer to "Understanding Your Praxis Scores" available at www.ets.org/praxis. Further information on state requirements is also available online.

SECTION III

Details on Your Most Recent Test Results

Test Date: October 14, 2023

CORE ACADEMIC SKILLS FOR EDUCATORS: READING (5713)

Test / Test Category *	Your Raw Points Earned	Average Performance Range **
I. KEY IDEAS AND DETAILS	13 out of 18	9 - 15
II. CRAFT, STRUCTURE, AND LANGUAGE SKILLS	10 out of 14	7 - 11
III. INTEGRATION OF KNOWLEDGE AND IDEAS	12 out of 18	9 - 15

CORE ACADEMIC SKILLS FOR EDUCATORS: MATHEMATICS (5733)

Test / Test Category *	Your Raw Points Earned	Average Performance Range **
I. NUMBER AND QUANTITY	12 out of 18	9 - 15
II. DATA INTERPRETATION AND REPRESENTATION, STATISTICS, AND PROBABILITY	9 out of 16	9 - 12
III. ALGEBRA AND GEOMETRY	7 out of 16	7 - 13

ETS Data Manager (EDM)



Quick Reports

- View All Test Takers, State/Agency and Institution
- Attending Institution (AI), Designated Institution (DI)
- Category Performance
- Pass rates – Highest Score and All Scores
- 1-yr and 5-yr pass rate performance
- AI Institutional Summary reports

ETS® Professional Educator Programs Database was refreshed on 04/06/2022 15:08:44 EST

Dashboard Quick Reports Custom Reports My Projects My Quick Downloads

Quick Report [Help](#)

Select a report to begin. Select from available report options and choose variables. Additional options may become available based on the selections that are made.

Select a Quick Report.

Report Name
Select a Report
Select a Report
Please Select a Report

Report Type (required)
☐ Attending Institution Data ☐ Designated Institution Data

Summary Report
Statistics for the test title and year selected. Calculations and statistics are based on the Attending Institution (received training at your institutions(s)) or Designated Institution (sent scores to your agency) Report Type selection.

1-yr. Pass Rate
Pass rates for the testing year selected. Calculations and statistics are based on the Attending Institution (received training at your institutions(s)) or Designated Institution (sent scores to your agency) Report Type selection.

5-yr. Performance
Statistics and percent pass for 5 individual testing years (the testing year selected and four prior testing years). Calculations and statistics are based on the Attending Institution (received training at your institutions(s)) or Designated Institution (sent scores to your agency) Report Type selection.

Test Taker Attempts
Select a Test Taker Attempt

Passing Scores

Attending Students Data [Q Index](#)

Institution [Q Index](#)

ETS Data Manager (EDM) – Quick Reports



5-yr. Performance – Passing Analysis – State/Agency Statistics

5-yr. Performance: Attending Institution Data

[Edit Criteria](#)

[Export](#)

All Test Taker Statistics

State / Agency Statistics

Institutional Statistics

Category Scores

Test: 5002 Elem Ed: MS Reading & Language Arts Subtest
Testing period: SEP-2022 TO AUG-2023

Test Taker Attempts: Highest Score
Include All Delivery Modes: Yes
Scale score range: 100-200 by 1

	Variable	Passing Score	Testing Year	# Exams Taken	# Individuals	Mean Score	# Passing	% Passing	Median Score
Total									
	Total	157	2017-2018	622	541	171.15	491	90.76	172.00
	Total	157	2018-2019	570	514	171.55	471	91.63	172.00
	Total	157	2019-2020	472	424	170.77	384	90.57	171.00
	Total	157	2020-2021	574	507	171.62	464	91.52	172.00
	Total	157	2021-2022	497	429	170.33	384	89.51	171.00
	Total	157	2022-2023	425	374	170.70	336	89.84	172.50

Notes:

ETS Data Manager (EDM) – Quick Reports



5-yr. Performance – Passing Analysis – Institutional Statistics

5-yr. Performance: Attending Institution Data

[Edit Criteria](#)

[Export](#)

All Test Taker Statistics State / Agency Statistics **Institutional Statistics** Category Scores

Test: 5002 Elem Ed: MS Reading & Language Arts Subtest
Testing period: SEP-2022 TO AUG-2023
State / Agency: State Department of Education

Test Taker Attempts: Highest Score
Include All Delivery Modes: Yes
Scale score range: 100-200 by 1

Institution

Some University

	Variable	Passing Score	Testing Year	# Exams Taken	# Individuals	Mean Score	# Passing	% Passing	Median Score
Total									
	Total	157	2017-2018	42	37	165.62	28	75.68	169.00
	Total	157	2018-2019	49	41	168.44	34	82.93	168.00
	Total	157	2019-2020	38	36	170.61	33	91.67	170.00
	Total	157	2020-2021	38	34	167.59	32	94.12	169.00
	Total	157	2021-2022	44	38	165.63	31	81.58	167.50
	Total	157	2022-2023	60	56	165.05	43	76.79	167.00

Notes:

ETS Data Manager (EDM) – Quick Reports



Summary Report – All Test Taker Statistics

Summary Report: Attending Institution Data

[← Edit Criteria](#)

[Export](#)

[All Test Taker Statistics](#)

[State / Agency Statistics](#)

[Institutional Statistics](#)

[Category Scores](#)

Test: 5003 Elem Ed: MS Mathematics Subtest
Testing period: SEP-2022 TO AUG-2023

Test Taker Attempts: Highest Score
Include All Delivery Modes: Yes
Scale score range: 100-200 by 1

[Frequency Distributions](#)

Variables	Number of Test Takers	Percent Pass At			Median	Mean	Standard Deviation	Average Performance Range	Highest Observed Score	Lowest Observed Score
		left: 152	mid: 157	right: 162						
Total	18934	79.76	74.86	63.80	169.00	167.35	21.34	156 - 183	200	100

Notes:

Average Performance Range - The range of scores earned by the middle 50% of a group of test takers.

ETS Data Manager (EDM) – Quick Reports



Summary Report – State/Agency Statistics

Summary Report: Attending Institution Data

[Edit Criteria](#)

[Export](#)

[All Test Taker Statistics](#)

[State / Agency Statistics](#)

[Institutional Statistics](#)

[Category Scores](#)

Test: 5003 Elem Ed: MS Mathematics Subtest
Testing period: SEP-2022 TO AUG-2023
State / Agency: State Department of Education

Test Taker Attempts: Highest Score
Include All Delivery Modes: Yes
Scale score range: 100-200 by 1

[Frequency Distributions](#)

Variables	Number of Test Takers	Percent Pass At			Median	Mean	Standard Deviation	Average Performance Range	Highest Observed Score	Lowest Observed Score
		left: 152	mid: 157	right: 162						
Total	395	87.59	83.80	73.67	174.00	172.34	18.57	161 - 187	200	108

Notes:

Average Performance Range - The range of scores earned by the middle 50% of a group of test takers.

ETS Data Manager (EDM) – Quick Reports



Summary Report – Institutional Statistics

Summary Report: Attending Institution Data

[Edit Criteria](#) [Export](#)

All Test Taker Statistics State / Agency Statistics **Institutional Statistics** Category Scores

Test: 5003 Elem Ed: MS Mathematics Subtest
Testing period: SEP-2022 TO AUG-2023
State / Agency: State Department of Education

Test Taker Attempts: Highest Score
Include All Delivery Modes: Yes
Scale score range: 100-200 by 1

[Frequency Distributions](#)

Institution
Some University

Variables	Number of Test Takers	Percent Pass At			Median	Mean	Standard Deviation	Average Performance Range	Highest Observed Score	Lowest Observed Score
		left: 152	mid: 157	right: 162						
Total	47	95.74	93.62	87.23	179.00	179.02	12.62	173 - 188	200	146

Notes:
Average Performance Range - The range of scores earned by the middle 50% of a group of test takers.

ETS Data Manager (EDM) – Quick Reports



Summary Report – Category Scores

Summary Report: Attending Institution Data

[Edit Criteria](#) [Export](#)

All Test Taker Statistics State / Agency Statistics Institutional Statistics **Category Scores**

Test: 5003 Elem Ed: MS Mathematics Subtest
Testing period: SEP-2022 TO AUG-2023
State / Agency: State Department of Education
Test Taker Attempts: Highest Score
Include All Delivery Modes: Yes

Category
III. Geometry and Measurement; Data; Statistics; Probability

Institution
Some University

Variables	Maximum Points Available	Average % Correct			(lowest) 1st Quartile		2nd Quartile		3rd Quartile		(highest) 4th Quartile	
		National	State/	Institution	N	%	N	%	N	%	N	%
Total												
Total	12	59.54	63.73	69.50	3	17.02	7	14.89	18	38.30	14	29.79

Notes:
Quartiles are calculated based on all test takers who took this test nationwide during the selected testing year. Category-level information indicates the number of test questions answered correctly or raw points earned for relatively small subsets of the questions on the test. Because they are based on small numbers of questions, category scores are less reliable than the official scaled scores, which are based on the full set of questions. Furthermore, the questions in a category may vary in difficulty from one test form to another. Therefore, the category scores of individuals who have taken different forms of the test are not necessarily comparable. For these reasons, category scores should not be considered a precise reflection of a test taker's level of knowledge in that category and ETS recommends that category information not be used to inform any decisions affecting test takers without careful consideration of such inherent lack of precision. Category-level information is only retained for a period of 24 months. Reports include all available category-level data for the time period selected, which may or may not include data from each administration included in the date range.

ETS Data Manager (EDM) – Quick Reports



1-yr. Pass Rate – State/Agency Statistics

Choose Variables.

- ☒ Total
- ☒ Ethnicity
- ☒ Gender
- ☐ Highest Education Level
- ☐ Teacher Ed Program Enrollment
- ☐ Test Taken Count (Attempt Number)
- ☐ Teacher Preparation Program Description
- ☐ Intend to Teach in Same State as Testing
- ☐ Graduate Major Group
- ☐ Undergrad Major Group

ETS® Professional Educator Programs Database was refreshed on 09/01/2023 17:34:14 EST

Dashboard Quick Reports Custom Reports My Projects My Quick Downloads

1-yr. Pass Rate: Attending Institution Data

[Edit Criteria](#) [Export](#)

All Test Taker Statistics **State / Agency Statistics** Institutional Statistics Category Scores

Agency: State Department of Education
Testing Year: SEP-2022 TO AUG-2023
Test Taker Attempts: Highest Score
Include All Delivery Modes: Yes
Scale score range: 100-200 by 1

Variable	Testing Year: SEP-2022 TO AUG-2023		
	Total N	# Pass	% Pass
Total			
Total	397	341	85.89
Ethnicity			
African American or Black	2	*	*
Asian American/Asian	7	7	100.00
Southeast Asian American/Southeast Asian	2	*	*
Pacific Island American/Pacific Islander	1	*	*
Mexican, Mexican American, or Chicano	17	12	70.59
Other Hispanic, Latino, or Latin American	10	6	60.00
Native American, American Indian, Alaskan Native	2	*	*
White	306	270	88.24
Other	6	5	83.33
Two or more races	6	4	66.67
No Response	38	32	84.21
Gender			
Male	36	31	86.11
Female	360	309	85.83
Non-binary	1	*	*

Notes:
* No data are displayed because the test taker count is fewer than 5.

ETS Data Manager



[Dashboard](#)

[Test Taker Score Reports](#)

[Roster of Attending Students](#)

[Quick Reports](#)

[Custom Reports](#)

[My Projects](#)

Custom Reports

- Designer reports
- n sizes less than 5 are not reported

Custom Reports

Select a test name to begin. Select group(s) for reporting under State/Agency/Inst and group(s). Choose administration dates by a date range or by month.

Project Name 1

Please assign a unique name for this project. This name can be modified at any time.

Project Name

Project 2

Select a Test Name

5161 Mathematics: Content Knowledge

Criteria

Include All Delivery Modes

☒ Yes ☐ No

State / Agency / Institution

☐ All Test Takers

☐ University of - DI

☐ Department of Education - AI

☒ EPPs for University of - DI

[Select from 13 available...](#)

☒ EPPs Associated With Department of Education - AI

[Select from 1 available...](#)

2

Administration Dates

☒ Select by Date Range

Start Month **Start Year** **--through--** **End Month** **End Year**

SEP 2018 --through-- MAY 2019

☐ Select by Individual Month(s)

☐ MAY-2019

☐ APR-2019

☐ MAR-2019

☐ FEB-2019

☐ JAN-2019

☐ DEC-2018

☐ NOV-2018

☐ OCT-2018

☐ SEP-2018

☐ AUG-2018

3

Format Options

Choose the options that will apply to all reports.

Test Taker Attempts:

☐ First Score

☒ Highest Score

☐ Most Recent Score

☐ Show All

Show Counts:

☒ Yes ☐ No

Decimal Places:

☐ None ☐ 1 ☒ 2 ☐ 3 ☐ 4

Statistics Options

Choose up to three statistics to be included in every report. Selections will automatically be applied to all reports.

Statistics:

☐ Mean Score

☐ Percentages

☐ Standard Deviation

☐ Min/Max

☐ Percent Passing

☐ Percentiles

☐ Median

☐ Performance Range

☐ Frequency Distributions

☐ Percent Correct

4

ETS Data Manager

[Dashboard](#)[Test Taker Score Reports](#)[Roster of Attending Students](#)[Quick Reports](#)[Custom Reports](#)[My Projects](#)

ETS® Professional Educator Programs







Database was refreshed on 05/27/2019 15:07:00 EST

[Dashboard](#)[Test Taker Score Reports](#)[Roster of Attending Students](#)[Quick Reports](#)[Custom Reports](#)[My Projects](#)

My Projects

View project details and sort by column header. View, Copy and Delete existing reports using the Actions icons. Select "View" action item or click on Project Name link to open projects in Custom Reports.

You can scroll to the next page or previous page in the table by using the Page up and Page down keys.

Project Name ↑	Details	Modified Date (MM/DD/YYYY EST)	Actions		
			View	Copy	Delete
National Core Analysis - First Attempt	Test Name: 5732 Core Academic Skills for Educators: Math State/Agency/Institution: All Test Takers Administration Date Range: SEP-2015 to AUG-2018 Include All Delivery Modes: Yes Variable: Test Taken Count (Attempt Number)	04/28/2019 04:58:27 PM			
National Core Analysis - Highest Score	Test Name: 5712 Core Academic Skills for Educators: Reading State/Agency/Institution: All Test Takers Administration Date Range: SEP-2015 to AUG-2018 Include All Delivery Modes: Yes Variables: Total, Ethnicity, Gender, Test Taken Count (Attempt Number)	04/28/2019 08:24:00 PM			

How can you use Curriculum Crosswalks, Study Companions, and EDM Data?

Ideas for Consideration



- Identify content areas have your highest passing rate?
- Identify content areas are you lowest passing rate?
- Use the curriculum crosswalks to ensure coverage of content and identify gaps.
- How can you use curriculum crosswalks, pass rates, and category scores to identify gaps?

ETS Updates

Praxis Program Updates



- **The Praxis Beacon** – monthly newsletter
- **Upcoming Test Regenerations**
 - **Early Childhood Education: Foundational Knowledge and Content (5534)**
 - *This test is replacing Education of Young Children (5024) and Interdisciplinary Early Childhood Education (5023)*
 - **Middle School Social Studies (5589)**
 - *This test is replacing Middle School Social Studies (5089)*
 - **Paraeducator (5758)**
 - *This test is replacing ParaPro (1755)*

Introducing *ProEthica*® Professional Development



- Authentic, relatable, and relevant professional development experience by utilizing true-to-life educational situations
- Understand professional ethics and the risks
- Think through scenarios in advance
- Aligned to MCEE standards
- Online asynchronous professional development
- Receive certificate of completion
- \$35.00



Test Prep that Makes a Difference



Study.com Free
Praxis Core Prep

Study
Companions

Interactive
Practice Tests

Praxis Learning
Paths

Brainscape:
Mobile Flashcards
for Praxis Prep

Study.com Official
Praxis Test Prep



Thank you!

Lisa Colón Durham
Director, Educational Partnerships
lcolondurham@ets.org



praxis.ets.org