

# Suggested 5 Day Instructional Plan

## Day 1

### Resources Needed

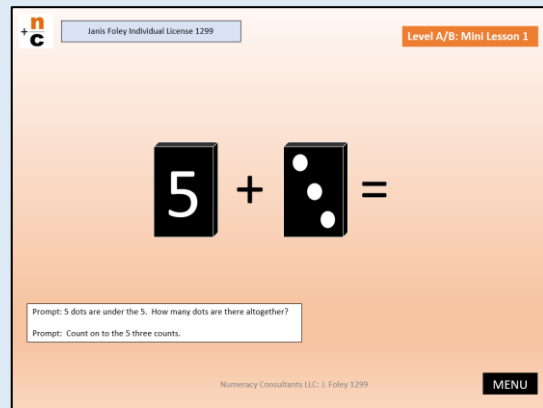
2.0: Mini Lesson

2.0: Student Practice


## Day 1 Instruction

eLibrary 2.0

*Introductory Mini Lesson*



## Student Practice



*eLibrary 2.0*


## Day 2

### Resources Needed


Leveled Activities Guide

1.0: Workbook

## Day 2 Instruction Leveled Activities Guide or Instant Intervention



## Student Practice



*eLibrary 1.0 Workbook*

## Day 3

### Resources Needed

1.0: Supplemental Lessons

1.0: Workbook

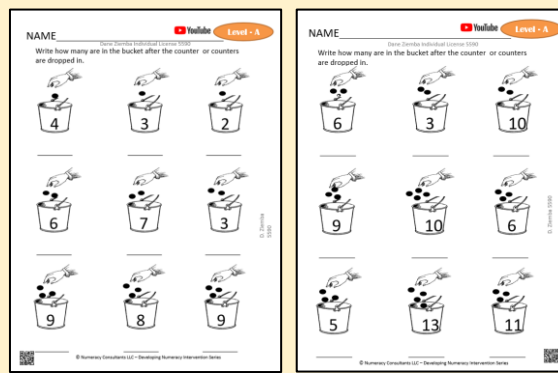
## Day 3 Instruction

eLibrary 1.0

*Supplemental Lessons*



## Student Practice



*eLibrary 1.0 Workbook*

## Day 4


### Resources Needed

Leveled Activities Guide

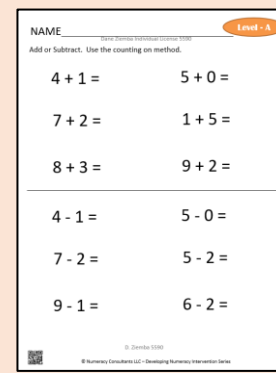
1.0: Workbook

## Day 4: Instruction

Leveled Activities Guide  
or  
Instant Intervention



## Student Practice



*eLibrary 1.0 Workbook*

## Day 5


### Resources Needed

2.0: Progress: Monitoring

## Day 5 Progress Monitoring

eLibrary 2.0

*Progress Monitoring*



*Some progress monitoring assessments will require you to observe the student's strategies*

*You may want to have additional practice from the 1.0 workbooks for students to work on while you pull individual students for the progress monitoring assessment.*



© Numeracy Consultants LLC

\* Several concepts may take longer than 5 days to develop. This is just a suggestion and a model to follow. Instruction is designed to be flexible.