


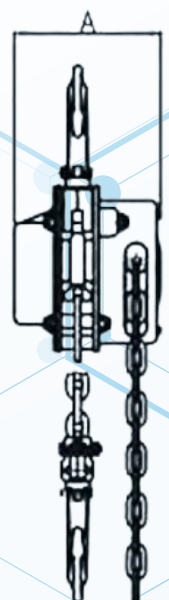
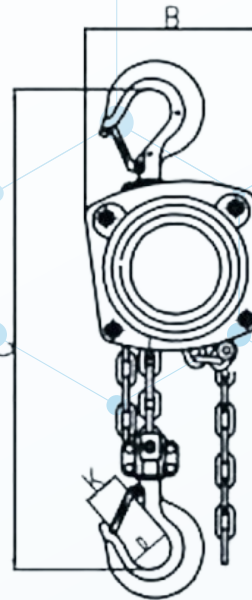
HEAVY DUTY CHAIN 360° PULLEY BLOCK (ROTATING)



FEATURES / APPLICATION

Our latest product G Series chain block. Compared with common products they have the following characteristics.

1. This hoist is developed on the basis of conventional G-type chain hoist and has the advantages of conventional G-type chain hoist;
2. This hoist can work in 360° all directions without dead angle;
3. This hoist can also be used as an upside down hoist, which is widely used in the stage;
4. The high-strength plastic chain guide block is added to make the hand chain have a stronger sense of direction and work more smoothly;
5. The rotating hand cover can meet the special requirements of punching characters according to the needs of customers. The rounded and convex fonts make the overall visual sense of the whole hoist stronger.



Technical Specifications

Capacity (t)		1	2	3	5	10	20	30
STANDARD LIFT (m)		2.5	3	3	3	3	3	3
Running test load (KN)		12.5	25	40	62.5	125	250	375
Effort required to lift rated load (N)		260	272	280	358	370	370*2	370*2
No. of Falls		1	1	2	2	4	8	12
Dia. of load chain (mm)		6	8	7.1	10	10	10	10
	A	135.5	172	163	182	182	192	330
	B	161	218	220	270	365	630	670
Dimensions (mm)	C	368	407	465	636	798	890	1000
	D	40	52	60	68	85	106	106
	K	28	38	42	50	57	84	84
Net Weight (Kg) 1m (Kg)		12	18	21	42	72.6	162	228
Extra weight per metre of extra lift		1.8	2.3	3.1	4.6	9.8	19.6	28.3

OPTIONAL :

- Overload limiter.
- Rustproof load & Hand chain
- Low Head Room Chain Block with Trolley

