

2017 Table Price Guide





Phenolic top



Flay base

TERMS & CONDITIONS.

GENERAL INFORMATION

Cape Contract Furniture Inc. ("Cape") reserves the right to update or modify these Terms and Conditions at any time without prior notice. For this reason, we encourage you to review these Terms and Conditions whenever you purchase products from us or use our Web Site.

PRODUCT INFORMATION

Our product information can be found on our website at www.capefurniture.net, in the price guide, or in our catalogue. All dimensions and weights are to be considered overall and approximate. Cape reserves the right to make adjustments in dimensions without prior notice. Any finishes shown on our website and catalogue are approximate as color monitors, photography, and printing have inherent variations.

MANUFACTURING PROCEDURES

All Cape product are designed and developed for contract use. Cape products are intended for indoor use unless specifically noted otherwise.

QUOTES

Quotations are valid for 60 days except if otherwise noted.

MANUFACTURING PROCEDURES

All Cape product are designed and developed for contract use. Cape products are intended for indoor use unless specifically noted otherwise.

SALES ORDERS

Please use your company's standard Purchase Order Form or official company letterhead when placing an order. Orders are accepted by Cape via fax or e-mail. The following information must be included on your order:

- Contact name, phone and fax numbers, and an e-mail address.
- Item Number/Series Name
- Wood finish and metal frame finish, where applicable
- Fabric and upholstery specifications, where applicable
- Quantity
- Any other specification regarding finish options, packaging, tagging, etc.
- Required date of on-site delivery of the merchandise
- "Ship to" and "Bill to" addresses (including the contact name and phone number)
- Shipping instructions
- If freight was previously quoted by Cape for the order, the quote must be attached or freight will be recalculated based on current rates at the time of order
- Cape requires a minimum of 30% deposit on all orders, custom orders a 50% deposit is required
- When applicable, quotation reference and accompanying documentation

All orders subject to delay or failure of delivery due to labour, transportation, supplier difficulties, Acts of God, or other causes beyond Cape's control. All delivery dates/lead times quoted are estimates. Due to our vast selection, finishes and colors available, lead times will vary for delivery for products that require customization. Delivery time is not 100% guaranteed. Cape is not liable for any delay in the delivery of merchandise.

A 30% non-refundable deposit is required before an order is scheduled for production. The balance of the invoice is due based on agreed upon terms. Lead time does not start until deposit, upholstery materials, and any missing information from the above is received. New customers and custom orders require a 50% deposit prior to production.

Within 48 hours of receiving your completed order, Cape will either e-mail or fax you an Order Acknowledgement. Contact Cape within 24hrs regarding any discrepancies and send a signed off copy of the acknowledgement. The estimated lead time starts when the acknowledgement has been signed along with the associated deposit. If Cape does not receive amendments to the order within 48 hours, no changes or amendments can be made without penalty. The customer will receive the goods as entered on the Order Acknowledgement and will be liable for amount due. The Order Acknowledgement is the final agreement between Cape and the customer, superseding all previous communications. Cape's policy prohibits signing any customer's terms of purchase or purchase orders.

ORDER CANCELLATION

Orders are not subject to change or cancellation without Cape's approval. Cape will make every reasonable effort to stop production, scheduling, shipment, etc., upon receipt of written notification of changes or cancellations.

If changes or cancellations are approved by a Cape manager, the following cancellation charges apply:

- 30% restocking fee for signed acknowledgements

SAMPLES

Samples are provided at no charge to our sales representatives under the following conditions:

1. Samples are considered the property of Cape and may be requested to be returned at any time
2. Samples that are not returned within a 45-day period, the customer agrees to reimburse Cape the full list price
3. A minimum of 48 hours is required for sample orders to ship.
4. Freight is the responsibility of the customer/sales representative.

PRICE

Cape issues a suggested list price. Contact your local Cape representative, for available trade pricing or quantity discounts. Cape reserves the right to change its pricing at any time without prior notice. Price lists published with the most recent date supersede all previous price lists. The most current pricing updates can be found at www.capefurniture.net. All prices are FOB Cape. Prices include standard packaging. Table tops are subject to an up-charge for small quantities or waste. Special requests must be outlined in writing on a customer's PO. Changes cannot be made after production is completed. Cape reserves the right to change minimums or fees for custom requests at any time. Some Cape products cannot be customized.

TAX

Unless otherwise noted, sales, use, occupation, excise, and other taxes are not included in the price and such taxes or any costs in connection therewith, wherever levied and whether imposed before or after payment of invoice, shall be paid by buyer to the appropriate authority. The end user is responsible to pay all applicable taxes to their governing authority. If you qualify for sales tax exemptions, appropriate documentation must be provided to Cape.

CREDIT

Credit accounts can be opened for repeat customers who have good credit ratings, satisfactory trade references and respect the agreed upon payment conditions. A Credit Application Form must be submitted before credit terms and a credit limit can be established. Terms are net 30 days from date of invoice. A finance charge of 1.75% per month is applied to all overdue balances. All orders require a 30% deposit even if the customer has terms. The balance will follow the agreed upon payment schedule. For any delinquent accounts, the customer shall be responsible for all collection costs. Cape reserves the right to cancel or change credit terms and to request payment in advance at any time.

STORAGE

Any order held at Cape for more than 30 days will be transferred to storage. Costs incurred for transportation, warehousing and re-delivery will be charged to the customer and Cape. Storage charges will be calculated at a rate of \$250 per week per pallet. Orders not shipped/paid in full 90 days after notification of storage will be cancelled. Any related deposits will not be returned.

RETURNS

To return merchandise to Cape, a Return Merchandise Authorization (RMA) form is required along with an RMA number. Please contact Cape to obtain the required documentation. Damaged returns are subject to additional charges incurred to restore goods to saleable condition. All returned merchandise will have to be shipped prepaid freight. Unauthorized returns will be refused and returned freight collect. For custom orders, the order cannot be cancelled or changed. All products remain the property of Cape until paid for in full. If full payment is not made by the due date, we may take steps to recover the goods.

SHIPPING

If shipping instructions are not provided on the customer purchase order, Cape reserves the right to ship the product under its discretion. Overnight express orders are available upon request for an additional charge. If you prefer to choose your own transportation company, we will ship FOB Cape. Any orders shipping internationally will be subject to a \$75 brokerage fee. Any orders shipping domestically will be subject to a \$35 brokerage fee. COD orders will not be shipped until funds are received.

DAMAGE CLAIMS & ERRORS

All furniture is carefully inspected and securely packed before it is shipped. It is the customer's responsibility to inspect all cartons and pallets for visible signs of damage before accepting merchandise from the carrier. Any damage or any loss must be noted on the delivery receipt. If an item is either lost or damaged, an immediate claim with the carrier must be made. When you receive product from any freight carriers, it is extremely important to inspect the carton/crate for any damage or even an indication of the possibility of damage. You will be asked to sign a Bill of Lading which indicates you are receiving the product in perfect condition. Without notation of damage there is no recourse. Shipments should not be refused under any conditions. Refused shipments are the customer's responsibility as all items ship FOB Cape. Cape will not be responsible to track or refund refused deliveries. In case damage is concealed and not determined until furniture is unpacked, keep all the packing materials and notify the carrier/Cape within 24 hours. All costs for furniture installation, loss of use, temporary furniture, removal from service and reinstallation due to damage claims, partial shipments or shipping errors is the responsibility of the customer. Cape will not be liable for costs associated with any of the above conditions. If a shipping error occurs, products must be returned unused, in the original packaging to Cape. Customers must contact Cape within 24 hours after delivery to receive an RMA. Cape will ship the correct product free of charge to the same ship to address as the original order as soon as the product shipped in error is returned. Any shortage, including hardware, must be reported to Cape within 24 hours of delivery. After this time, Cape will not be liable for costs to replace missing parts.

CAPE CARRIERS

Any damage claim needs to be filed by the customer with Cape, in writing, within 24 hours after delivery. Damages must be documented and photographed with a copy sent to Cape and the carrier. Failure to make such claims shall constitute acceptance of the merchandise and waiver of any defects, errors or shortages.

CUSTOM CARRIERS

Products are shipped at the customer's own risk and are accepted as such by the carrier. Title and all risks of loss or damage on all shipments are passed to the customer upon delivery of merchandise to a carrier from Cape's warehouse. Any damage claim needs to be filed by the customer with the freight Carrier, in writing, within 24 hours after delivery. Any damages must be documented and photographed with a copy sent to carrier.

WARRANTY

Tables carry a 10 year warranty against any defects in material or construction.

Warranty does not apply to damages resulting from transit, accident, alterations, misuse, tampering, negligence, abuse, normal wear or improper installation. The following may not be warranted by Cape Contract Furniture, but by the supplying manufacturer if applicable:

- Electric or hand crank adjustable base mechanisms not produced by Cape Contract.
- Power / Data desk top electrical units.

Warranty does not apply to damages resulting from transit, accident, alterations, misuse, tampering, negligence, abuse, normal wear or improper installation.

Repair and Replacement: We will repair or replace at our discretion those items that qualify under our stated warranties. Cape will expedite as quickly as possible every agreed-to repair or replacement order. No repairs will be reimbursed without prior specific written authorization from Cape. The repair or replacement obligation will not exceed the original purchase price.

Products should be regularly cleaned and maintained on a periodic basis. Products should be inspected monthly for damage or stress incurred due to daily use. If an issue is found, contact Cape immediately and remove the item from use. Any warranty, both expressed and implied, is invalid if proper care and maintenance procedures have not been followed. Colour, grain, texture variations are a natural occurrence in materials due to age, species, and exposure to UV light. The mild colour variations are not covered under this warranty. If the item's useful life expires, it must be handled as waste. Under the condition that the warranted product is returned to us promptly with a RMA number. Cape's sole responsibility will be to repair or replace, at our discretion, products free of charge. All costs for labour, installation, removal from service and reinstallation due to warranty claims are the responsibility of the customer. Cape is not liable for costs associated with any of the aforementioned conditions. The warranty value is limited to the original price paid for the merchandise. Any refund extended will be issued as a credit on account. Repair or replacement of discontinued products will be at the discretion of Cape. The Cape warranty does not cover damages caused by stacking/unstacking of chairs. No reimbursements for repairs made in the field will be allowed without prior written consent. No other warranty is expressed or implied.



Flay

Index

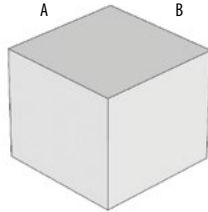
Anand	6	Legasse	84
Batali	8	Lee	86
Bourdain	16	Link	88
Breton	24	Mauro	90
Capra	26	Nathan	94
Carter	27	Oliver	95
Casper	28	Ostler	100
Cora	29	Phan	102
Crawford	34	P3	103
D'anna	44	Picard	104
Ducasse	46	Puck	106
Duprat	48	Roux	108
Fieri	50	Silverton	110
Flay	60	Stadtlander	113
Gundy	66	Syrus	114
Hall	67	Torres	115
Hatteras	68	Yeo	118
Heuwer	69	Accessories	120
Jamaica	73	Power & Data	123
Kennedy	74		
Khanna	83		

Anand Series

*Specialty laminates, veneers, corian and other materials available on request.

√ For available colors, finishes and grade pricing, see Cape Table Finish Guide.

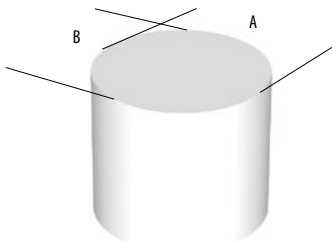
Cube



Model #	Size A x B	WT	VS1	ST1	ST2	ST3	ST4	ST5	ST6
CU 18 18 1020-A	18 18	49	388	437	n/a	n/a	n/a	n/a	1270
CU 24 24 1020-A	24 24	63	499	562	n/a	n/a	n/a	n/a	1633
CU 30 30 1020-A	30 30	81	638	718	n/a	n/a	n/a	n/a	2086
CU 36 36 1020-A	36 36	95	749	842	n/a	n/a	n/a	n/a	2449
CU 18 18 1020-B	18 18	60	471	530	n/a	n/a	n/a	n/a	1542
CU 24 24 1020-B	24 24	77	610	686	n/a	n/a	n/a	n/a	1995
CU 30 30 1020-B	30 30	95	749	842	n/a	n/a	n/a	n/a	2449
CU 36 36 1020-B	36 36	109	860	967	n/a	n/a	n/a	n/a	2812

*XXXX-A indicates 16"H *XXXX-B indicates 21"H

Drum



Model #	Size A x B	WT	VS1	ST1	ST2	ST3	ST4	ST5	ST6
DR 24 24 1025-A	24 24	45	549	618	n/a	n/a	n/a	n/a	1814
DR 30 30 1025-A	30 30	58	702	789	n/a	n/a	n/a	n/a	2318
DR 36 36 1025-A	36 36	68	824	927	n/a	n/a	n/a	n/a	2721
DR 42 42 1025-A	42 42	80	976	1098	n/a	n/a	n/a	n/a	3225
DR 48 48 1025-A	48 48	95	1159	1304	n/a	n/a	n/a	n/a	3830
DR 24 24 1025-B	24 24	55	671	755	n/a	n/a	n/a	n/a	2217
DR 30 30 1025-B	30 30	68	824	927	n/a	n/a	n/a	n/a	2721
DR 36 36 1025-B	36 36	78	946	1064	n/a	n/a	n/a	n/a	3124

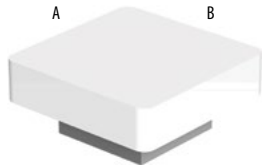
*XXXX-A indicates 16"H *XXXX-B indicates 21"H

Anand Series

Model #	Size A x B	WT	VS1	ST1	ST2	ST3	ST4	ST5	ST6
FS 30 30 1040-A	30 30	46	1002	1089	n/a	n/a	n/a	n/a	2518
FS 36 36 1040-A	36 36	54	1124	1227	n/a	n/a	n/a	n/a	2921
FS 42 42 1040-A	42 42	64	1276	1398	n/a	n/a	n/a	n/a	3425
FS 48 48 1040-A	48 48	76	1459	1604	n/a	n/a	n/a	n/a	4030
FS 30 30 1040-B	30 30	54	1124	1227	n/a	n/a	n/a	n/a	2921
FS 36 36 1040-B	36 36	62	1246	1364	n/a	n/a	n/a	n/a	3324

*Table height is approximately 50% base and 50% top. *Top has 3" diameter corners *A indicates 16"H *B indicates 21"H

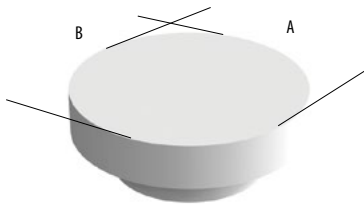
Floating Square



Model #	Size A x B	WT	VS1	ST1	ST2	ST3	ST4	ST5	ST6
FD 30 30 1045-A	30 30	46	1002	1089	n/a	n/a	n/a	n/a	2518
FD 36 36 1045-A	36 36	54	1124	1227	n/a	n/a	n/a	n/a	2921
FD 42 42 1045-A	42 42	64	1276	1398	n/a	n/a	n/a	n/a	3425
FD 48 48 1045-A	48 48	76	1459	1604	n/a	n/a	n/a	n/a	4030
FD 30 30 1045-B	30 30	54	1124	1227	n/a	n/a	n/a	n/a	2921
FD 36 36 1045-B	36 36	62	1246	1364	n/a	n/a	n/a	n/a	3324

*Table height is approximately 50% base and 50% top. *XXXX-A indicates 16"H *XXXX-B indicates 21"H

Floating Drum



Batali Series

Options

Equalizer Glide	10.00 list each	Ganging Fast Lock	90.00 list per table
Swivel locking Caster (Set of 4)	75.00 list per table	Polished Chrome Upcharge	100.00 list per table
90-10 Concealed Caster/Glide	70.00 list per table	Satin Nickel Upcharge	250.00 list per table
90-20 Concealed Caster/Caster	70.00 list per table	Clearcoat Upcharge (for outdoor use)	80.00 list per table
Flip Top *for tables up to 84" W. (for larger sizes, contact Cape Contract)	320.00 list per table	For non standard heights	80.00 (indicate height on order)
		Cantilevered C leg (positioned 1/3 - 2/3)	N/C (indicate on order)

√ For available colors, finishes and grade pricing, see Cape Table Finish Guide.

Rectangular



Model #	Size A x B	WT	VS1	ST1	ST2	ST3	ST4	ST5	ST6
R 20 36 90220	20 36	54	497	516	591	627	695	901	1024
R 20 42 90220	20 42	60	531	555	647	691	775	1029	1180
R 20 48 90220	20 48	60	531	555	647	691	775	1029	1180
R 20 54 90220	20 54	68	578	607	722	778	882	1199	1389
R 20 60 90220	20 60	68	578	607	722	778	882	1199	1389
R 20 72 90220	20 72	76	624	659	797	864	989	1370	1597
R 20 84 S 90220	*20 84	84	800	841	1002	1080	1226	1670	1936
R 20 96 S 90220	*20 96	96	846	893	1077	1166	1333	1841	2144
R 20 120 S 90220	*20 120	108	939	997	1228	1339	1548	2182	2561
<i>* includes steel support stretcher to prevent bowing. Legs are inset 18" from the edge</i>									
R 24 36 90223	24 36	56	497	516	591	627	695	901	1024
R 24 42 90223	24 42	62	531	555	647	691	775	1029	1180
R 24 48 90223	24 48	62	531	555	647	691	775	1029	1180
R 24 54 90223	24 54	70	578	607	722	778	882	1199	1389
R 24 60 90223	24 60	70	578	607	722	778	882	1199	1389
R 24 72 90223	24 72	78	624	659	797	864	989	1370	1597
R 24 84 S 90223	*24 84	86	800	841	1002	1080	1226	1670	1936
R 24 96 S 90223	*24 96	94	946	993	1177	1266	1433	1941	2244
R 24 120 S 90223	*24 120	110	1139	1197	1428	1539	1748	2382	2761
<i>* includes steel support stretcher to prevent bowing. Legs are inset 18" from the edge.</i>									
R 30 36 90228	30 36	68	558	584	688	738	832	1118	1288
R 30 42 90228	30 42	80	627	662	801	867	993	1373	1601
R 30 48 90228	30 48	80	627	662	801	867	993	1373	1601
R 30 54 90228	30 54	92	697	740	913	997	1153	1629	1913
R 30 60 90228	30 60	92	697	740	913	997	1153	1629	1913
R 30 72 90228	30 72	104	766	818	1026	1126	1314	1885	2226
R 30 84 S 90228	*30 84	126	965	1026	1269	1385	1605	2271	2669
R 30 96 S 90228	*30 96	138	1135	1204	1481	1615	1865	2627	3081
R 30 120 S 90228	*30 120	162	1373	1460	1807	1973	2987	3938	3807
<i>* includes steel support stretcher to prevent bowing. Legs are inset 18" from the edge.</i>									

*Pricing based on standard power epoxy base finished from Cape standard selection. Other colors available on request.

*Tables over 72" include a steel support bar

*Standard table height is 29.5" from floor to surface unless otherwise specified.

*For Power, Data and additional Accessories, refer to Accessories page.

√ For available colors and finishes, see Cape Table Finish Guide.

Batali Series

continued from previous page

R 36 48 90228	36 48	80	627	662	801	867	993	1373	1601
R 36 54 90228	36 54	92	697	740	913	997	1153	1629	1913
R 36 60 90228	36 60	92	697	740	913	997	1153	1629	1913
R 36 72 90228	36 72	104	766	818	1026	1126	1314	1885	2226
R 36 84 S 90228	*36 84	126	965	1026	1269	1385	1605	2271	2669
R 36 96 S 90228	*36 96	138	1135	1204	1481	1615	1865	2627	3081
R 36 120 S 90228	*36 120	138	1235	1304	1581	1715	1965	2727	3181

* includes steel support stretcher to prevent bowing. Legs are inset 18" from the edge.

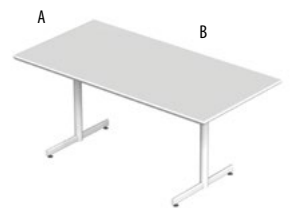
R 42 60 90228	42 60	112	812	870	1101	1212	1421	2056	2435
R 42 72 90228	42 72	128	905	974	1251	1385	1635	2397	2851
R 42 84 S 90228	*42 84	154	1127	1208	1532	1687	1980	2868	3398
R 42 96 S 90228	*42 96	170	1320	1412	1782	1960	2294	3309	3915
R 42 120 S 90228	*42 120	202	1605	1720	2182	2405	2822	4091	4849

* includes steel support stretcher to prevent bowing. Legs are inset 18" from the edge.


Model #	Size A x B	WT	VS1	ST1	ST2	ST3	ST4	ST5	ST6
HR 24 48 90218	24 48	64	555	581	685	735	829	1114	1285
HR 30 60 90223	30 60	84	670	711	872	950	1096	1540	1806
HR 36 72 90228	36 72	112	812	870	1101	1212	1421	2056	2435

Model #	Size A x B	WT	VS1	ST1	ST2	ST3	ST4	ST5	ST6
TR 24 48 90218	24 48	64	555	581	685	735	829	1114	1285
TR 30 60 90223	30 60	84	670	711	872	950	1096	1540	1806
TR 36 72 90228	36 72	112	812	870	1101	1212	1421	2056	2435

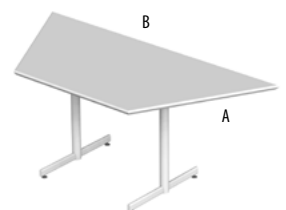
Rectangular



Half Round



Trapezoid




Batali Series

Options

Equalizer Glide	10.00 list each	Ganging Fast Lock	90.00 list per table
Swivel locking Caster (Set of 4)	75.00 list per table	Polished Chrome Upcharge	100.00 list per table
90-10 Concealed, Caster/Glide	70.00 list per table	Satin Nickel Upcharge	250.00 list per table
90-20 Concealed, Caster/Caster	70.00 list per table	Clearcoat Upcharge (for outdoor use)	80.00 list per table
Flip Top * for tables up to 84" W. (for larger sizes, contact Cape Contract)	320.00 list per table	For non standard heights	80.00 (indicate height on order) (note: Base size requires Cape approval)
		Cantilevered C leg (positioned 1/3 - 2/3)	N/C (indicate on order)

√ For available colors, finishes and grade pricing, see Cape Table Finish Guide.

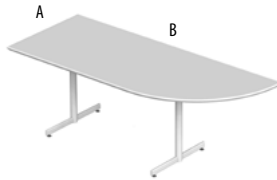
Radius End Left



Model #	Size A x B	WT	VS1	ST1	ST2	ST3	ST4	ST5	ST6
REL 24 60 90223	24 60	68	578	607	722	778	882	1199	1389
REL 24 72 90223	24 72	76	624	659	797	864	989	1370	1597
REL 30 60 90228	30 60	88	674	714	876	954	1100	1544	1809
REL 30 72 90228	30 72	98	731	779	970	1061	1234	1757	2070
REL 30 84 90228	30 84	108	789	844	1064	1169	1368	1970	2330
REL 36 60 90228	36 60	98	734	782	974	1066	1239	1766	2080
REL 36 72 90228	36 72	112	812	870	1101	1212	1421	2056	2435
REL 36 84 S 90228	*36 84	134	1012	1078	1344	1472	1712	2441	2877

*includes steel support stretcher to prevent bowing. Legs are inset 18" from the edge

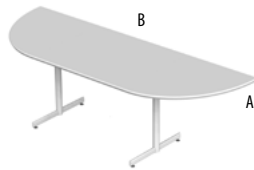
Radius End Right



Model #	Size A x B	WT	VS1	ST1	ST2	ST3	ST4	ST5	ST6
RER 24 60 90223	24 60	68	578	607	722	778	882	1199	1389
RER 24 72 90223	24 72	76	624	659	797	864	989	1370	1597
RER 30 60 90228	30 60	84	674	714	876	954	1100	1544	1809
RER 30 72 90228	30 72	94	731	779	970	1061	1234	1757	2070
RER 30 84 90228	30 84	104	789	844	1064	1169	1368	1970	2330
RER 36 60 90228	36 60	94	734	782	974	1066	1239	1766	2080
RER 36 72 90228	36 72	108	812	870	1101	1212	1421	2056	2435
RER 36 84 S 90228	*36 84	130	1012	1078	1344	1472	1712	2441	2877

*includes steel support stretcher to prevent bowing. Legs are inset 18" from the edge

Radius 2 Ends



Model #	Size A x B	WT	VS1	ST1	ST2	ST3	ST4	ST5	ST6
R2R 24 72 90223	24 72	84	670	711	872	950	1096	1540	1806
R2R 24 84 90223	24 84	92	716	763	947	1036	1203	1711	2014
R2R 24 96 90223	24 96	104	786	841	1060	1166	1364	1967	2327
R2R 30 72 90228	30 72	96	743	792	989	1083	1261	1800	2122
R2R 30 84 90228	30 84	104	789	844	1064	1169	1368	1970	2330
R2R 30 96 S 90228	*30 96	130	1012	1078	1344	1472	1712	2441	2877
R2R 36 72 90228	36 72	108	812	870	1101	1212	1421	2056	2435
R2R 36 84 90228	36 84	120	882	948	1214	1342	1582	2311	2747
R2R 36 96 S 90228	*36 96	146	1204	1282	1594	1744	2026	2883	3394

*includes steel support stretcher to prevent bowing

*Pricing based on standard power epoxy base finished from Cape standard selection. Other colors available on request.

*Tables over 72" include a steel support bar

*Standard table height is 29.5" from floor to surface unless otherwise specified.

*For Power, Data and additional Accessories, refer to Accessories page.

√ For available colors and finishes, see Cape Table Finish Guide.

Batali Series

Model #	Size A x B	WT	VS1	ST1	ST2	ST3	ST4	ST5	ST6
WV 24 60 90223	24 60	80	647	685	835	907	1043	1455	1701
WV 24 72 90223	24 72	84	670	711	872	950	1096	1540	1806
WV 30 60 90228	30 60	90	685	727	895	975	1127	1587	1861
WV 30 72 90228	30 72	100	743	792	989	1083	1261	1800	2122
WV 36 60 90228	36 60	104	766	818	1026	1126	1314	1885	2226
WV 36 72 90228	36 72	112	812	870	1101	1212	1421	2056	2435

*includes steel support stretcher to prevent bowing. Legs are inset 18" from the edge

Model #	Size A x B	WT	VS1	ST1	ST2	ST3	ST4	ST5	ST6
BU 24 60 90223	24 60	76	624	659	797	864	989	1370	1597
BU 30 48 90228	30 48	80	627	662	801	867	993	1373	1601
BU 30 60 90228	30 60	88	674	714	876	954	1100	1544	1809
BU 30 72 90228	30 72	98	731	779	970	1061	1234	1757	2070
BU 36 48 90228	36 48	88	674	714	876	954	1100	1544	1809
BU 36 60 90228	36 60	100	743	792	989	1083	1261	1800	2122
BU 36 72 90228	36 72	112	812	870	1101	1212	1421	2056	2435


Model #	Size A x B	WT	VS1	ST1	ST2	ST3	ST4	ST5	ST6
BT 42 96 S 90228	*42 96	186	1433	1537	1953	2153	2529	3671	4353
BT 42 120 S 90228	*42 120	218	1718	1845	2354	2598	3058	4453	5287

*includes steel support stretcher to prevent bowing. Legs are inset 18" from the edge

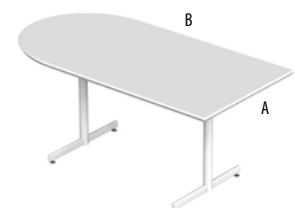
Model #	Size A x B	WT	VS1	ST1	ST2	ST3	ST4	ST5	ST6
OV 42 96 S 90228	*42 96	186	1433	1537	1953	2153	2529	3671	4353
OV 42 120 S 90228	*42 120	218	1718	1845	2354	2598	3058	4453	5287

*includes steel support stretcher to prevent bowing. Legs are inset 18" from the edge

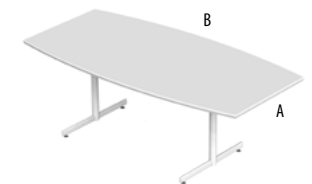
Wave



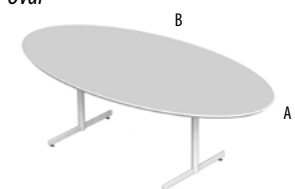
Bullet



Boatshape

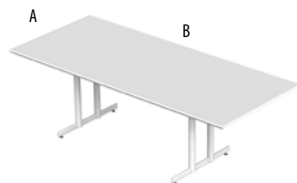


Oval



Batali Series

Rectangular



Options

Ganging Mini Quick Lock

160.00 list per table

Polished Chrome Upcharge

120.00 list per table

Satin Nickel Upcharge

250.00 list per table

VWM Vertical wire management PVC (black finish)

45.00 list per leg

VWM2 Vertical wire management Metal (any standard Cape finish)

85.00 list per leg

***Tables over 120" long** are subject to the following packaging charges (one time charge):

1 - 6 tables - \$150 net

6 or more tables - \$300 net

√ For available colors, finishes and grade pricing, see Cape Table Finish Guide.

Model #	Size A x B	WT	VS1	ST1	ST2	ST3	ST4	ST5	ST6
R 42 60 902DCMP	42 60	108	1014	1064	1260	1354	1532	2071	2393
R 42 72 902DCMP	42 72	124	1107	1168	1410	1527	1746	2412	2810
R 42 84 902DC28	42 84	146	1374	1443	1721	1854	2105	2866	3321
R 42 96 902DC28	42 96	162	1566	1647	1971	2126	2419	3307	3837
R 42 120 902DC28	42 120	186	1805	1903	2296	2485	2840	3919	4563
R 42 144 902DC28	42 144	210	2044	2159	2621	2844	3261	4530	5288
R 42 168 903DC28	*42 168	263	2748	2884	3427	3688	4179	5670	6560
R 42 192 903DC28	*42 192	299	3156	3318	3965	4276	4861	6637	7698
R 42 240 903DC28	*42 240	355	3479	3682	4490	4879	5610	7831	9157

*Base consists of a 3 leg set

Model #	Size A x B	WT	VS1	ST1	ST2	ST3	ST4	ST5	ST6
R 48 60 902DCMP	48 60	120	1084	1142	1373	1484	1693	2327	2706
R 48 72 902DCMP	48 72	136	1176	1246	1523	1656	1907	2668	3123
R 48 84 902DC28	48 84	162	1466	1547	1871	2026	2319	3207	3737
R 48 96 902DC28	48 96	178	1659	1751	2121	2299	2633	3648	4254
R 48 120 902DC28	48 120	210	1944	2059	2521	2744	3161	4430	5188
R 48 144 902DC28	48 144	242	2229	2367	2922	3189	3690	5212	6122
R 48 168 903DC28	*48 168	299	2956	3118	3765	4076	4661	6437	7498
R 48 192 903DC28	*48 192	331	3341	3526	4265	4621	5289	7319	8532
R 48 240 903DC28	*48 240	395	3710	3942	4866	5310	6146	8684	10199

*Base consists of a 3 leg set

Model #	Size A x B	WT	VS1	ST1	ST2	ST3	ST4	ST5	ST6
R 60 84 902DC32	60 84	190	1649	1750	2154	2349	2714	3825	4488
R 60 96 902DC32	60 96	210	1864	1980	2442	2664	3082	4351	5109
R 60 120 902DC32	60 120	250	2296	2440	3018	3296	3818	5404	6351
R 60 144 902DC32	*60 144	290	2627	2800	3493	3827	4453	6357	7493
R 60 168 902DC32	*60 168	355	3410	3612	4421	4810	5541	7761	9088
R 60 192 902DC32	*60 192	395	3841	4072	4996	5441	6276	8814	10330
R 60 240 902DC32	*60 240	475	4303	4592	5748	6303	7348	10520	12414

*Pricing based on standard power epoxy base finished from Cape standard selection. Other colors available on request.

*Tables over 72" include a steel support bar

*Standard table height is 29.5" from floor to surface unless otherwise specified.

*For Power, Data and additional Accessories, refer to Accessories page.

√ For available colors, finishes and grade pricing, see Cape Table Finish Guide.

Batali Series

Model #	Size A x B	WT	VS1	ST1	ST2	ST3	ST4	ST5	ST6
BT 48 96 902DCMP	48 96	200	1646	1762	2224	2446	2864	4133	4890
BT 48 120 902DC28	48 120	242	2129	2267	2822	3089	3590	5112	6022
BT 48 144 902DC28	48 144	278	2437	2601	3260	3577	4172	5980	7060
BT 48 168 903DC28	*48 168	339	3187	3378	4140	4507	5196	7290	8540
<i>*Base consists of a 3 leg set</i>									
BT 60 120 902DC32	60 120	282	2480	2648	3318	3640	4246	6086	7185
BT 60 144 902DC32	60 144	330	2858	3060	3869	4258	4989	7209	8536
BT 60 168 902DC32	*60 168	403	3687	3924	4872	5327	6184	8785	10338
BT 60 192 902DC32	*60 192	443	4118	4384	5447	5958	6919	9837	11580
BT 60 240 902DC32	*60 240	535	4650	4982	6311	6950	8151	11799	13978

**Base consists of a 3 leg set*

**Base consists of a 3 leg set*

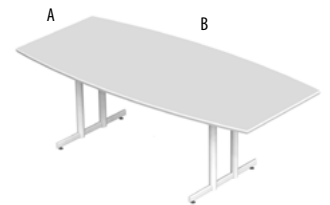
Model #	Size A x B	WT	VS1	ST1	ST2	ST3	ST4	ST5	ST6
RT 48 96 902DCMP	48 96	200	1646	1762	2224	2446	2864	4133	4890
RT 48 120 902DC28	48 120	242	2129	2267	2822	3089	3590	5112	6022
RT 48 144 902DC28	48 144	278	2437	2601	3260	3577	4172	5980	7060
RT 48 168 903DC28	*48 168	339	3187	3378	4140	4507	5196	7290	8540
<i>*Base consists of a 3 leg set</i>									
RT 60 120 902DC32	60 120	282	2480	2648	3318	3640	4246	6086	7185
RT 60 144 902DC32	60 144	330	2858	3060	3869	4258	4989	7209	8536
RT 60 168 903DC32	*60 168	403	3687	3924	4872	5327	6184	8785	10338
RT 60 192 903DC32	*60 192	443	4118	4384	5447	5958	6919	9837	11580
RT 60 240 903DC32	*60 240	535	4650	4982	6311	6950	8151	11799	13978

**Base consists of a 3 leg set*

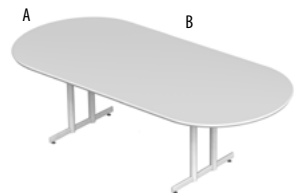
**Base consists of a 3 leg set*

Model #	Size A x B	WT	VS1	ST1	ST2	ST3	ST4	ST5	ST6
OV 48 96 902DCMP	48 96	192	1600	1710	2149	2360	2757	3962	4682
OV 48 120 902DC28	48 120	234	2182	2315	2847	3102	3583	5042	5913
OV 60 120 902DC32	60 120	298	2573	2752	3468	3813	4460	6427	7602
OV 60 144 902DC32	60 144	350	2973	3190	4057	4473	5257	7636	9057

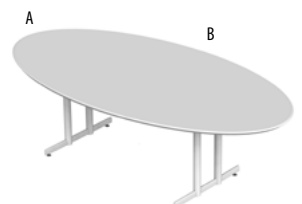
Boatshape



Racetrack



Oval



Batali Series

Options

Equalizer Glide	10.00	list each	Ganging Fast Lock	90.00	list per table
Swivel locking Caster (Set of 4)	75.00	list per table	Polished Chrome Upcharge	60.00	list per table
90-24 Caster	75.00	list per table	Satin Nickel Upcharge	90.00	list per table
Flip Top (for tables up to 60" in size)	160.00	list per table	Clearcoat for exterior application	60.00	list per table
(for larger sizes, contact Cape Contract)			For non standard heights	40.00	(indicate height on order) (note: Base size requires Cape approval)

* Pricing based on standard power epoxy base finished from Cape standard selection. Other colors available on request. * Table over 72" include a steel support chassis
* Standard table height is 29.5" from floor to surface unless otherwise specified. * For Power, Data and additional Accessories, refer to Accessories page.

√ For available colors, finishes and grade pricing, see Cape Table Finish Guide.

Square



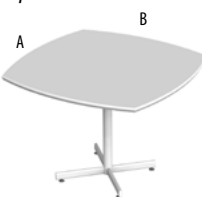
Model #	Size A x B	WT	VS1	ST1	ST2	ST3	ST4	ST5	ST6
SQ 24 24 90423	24 24	44	384	402	471	504	567	757	871
SQ 30 30 90423	30 30	53	436	460	556	601	688	949	1106
SQ 36 36 90428	36 36	61	468	495	605	658	757	1058	1238
SQ 42 42 90432	42 42	76	552	587	729	797	925	1313	1545
SQ 48 48 90436	48 48	91	648	694	879	968	1135	1643	1946

Round



Model #	Size A x B	WT	VS1	ST1	ST2	ST3	ST4	ST5	ST6
RD 24 D 90423	24 D	48	408	428	509	548	621	843	975
RD 30 D 90423	30 D	57	460	486	593	645	741	1035	1210
RD 36 D 90428	36 D	65	491	521	642	701	810	1143	1342
RD 42 D 90428	42 D	80	554	592	746	819	958	1378	1629
RD 48 D 90432	48 D	95	662	711	907	1002	1179	1718	2041

Radius/Square



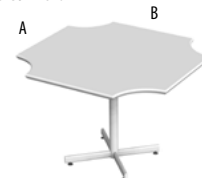
Model #	Size A x B	WT	VS1	ST1	ST2	ST3	ST4	ST5	ST6
RS 42 36 90428	42 36	87	618	664	849	938	1105	1612	1916
RS 48 42 90432	48 42	95	662	711	907	1002	1179	1718	2041

Rectangular



Model #	Size A x B	WT	VS1	ST1	ST2	ST3	ST4	ST5	ST6
R 30 36 90428	30 36	53	421	443	530	571	650	888	1030
R 30 42 90428	30 42	58	450	475	577	625	717	994	1160
R 36 42 90432	36 42	69	511	542	663	721	831	1164	1363

Concave corners



Model #	Size A x B	WT	VS1	ST1	ST2	ST3	ST4	ST5	ST6
CC 42 42 90432	42 42	107	731	789	1020	1131	1340	1974	2353
CC 48 48 90436	48 48	123	833	902	1180	1313	1564	2325	2780

Batali Series


Options

Equalizer Glide	10.00	list each
Swivel Locking Casters (Set of 4) (table height remains at 29" with casters)	75.00	list per table
90-24 Caster	75.00	list per table
Flip Top (for larger sizes, please contact Cape Contract)	160.00	list per table
Ganging Fast Lock	90.00	list per table
Polished Chrome Upcharge	100.00	list per table
Satin Nickel Upcharge	250.00	list per table
For non standard height ranges	160.00	(indicate height on order) (note: Base size requires Cape approval)

√ For available colors, finishes and grade pricing, see Cape Table Finish Guide.

Model #	Size A x B	WT	VS1	ST1	ST2	ST3	ST4	ST5	ST6
SQ 48 48 904C32	48 48	97	821	867	1052	571	1141	1816	2119
SQ 54 54 904C36	54 54	117	952	1012	1255	625	1372	2257	2655
SQ 60 60 904C36	60 60	133	1044	1116	1405	721	1544	2598	3072

Square



Model #	Size A x B	WT	VS1	ST1	ST2	ST3	ST4	ST5	ST6
RD 48 48 904C36	48 48	113	914	971	1202	1314	1522	2157	2536
RD 54 54 904C36	54 54	133	1044	1116	1405	1544	1805	2598	3072
RD 60 60 904C36	60 60	153	1160	1246	1593	1760	2073	3025	3593

Round



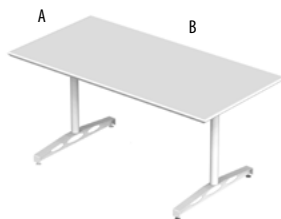
Bourdain Series

Options

Equalizer Glide	10.00 list each	Vertical wire management PVC (black finish)	45.00 list per table
Swivel locking Caster (Set of 4)	75.00 list per table	Vertical wire management Metal (Cape Standard)	85.00 list per table
FT Flip Top *for tables up to 84" W.	320.00 list per table	For none standard heights	80.00 list per table (indicate height on order) (note: Base size requires Cape approval)
Ganging Fast Lock	90.00 list per table	Oval foot lazer detail	N/C (indicate on order)
Polished Chrome Upcharge	100.00 list per table	Cantilevered C leg (positioned 1/3 - 2/3)	N/C (indicate on order)
Satin Nickel Upcharge	200.00 list per table		

√ For available colors, finishes and grade pricing, see Cape Table Finish Guide.

Rectangular



Model #	Size A x B	WT	VS1	ST1	ST2	ST3	ST4	ST5	ST6
R 20 36 82216	20 36	70	682	701	776	812	880	1086	1210
R 20 42 82216	20 42	76	717	740	833	877	961	1214	1366
R 20 48 82216	20 48	76	717	740	833	877	961	1214	1366
R 20 54 82216	20 54	84	763	792	908	963	1068	1385	1574
R 20 60 82216	20 60	84	763	792	908	963	1068	1385	1574
R 20 72 82216	20 72	92	810	844	983	1050	1175	1556	1783
R 20 84 S82216	*20 84	116	1032	1078	1263	1352	1519	2027	2330
R 20 96 S82216	*20 96	124	1078	1130	1338	1438	1626	2197	2538
<i>* includes steel support stretcher to prevent bowing. Legs are inset 18" from the edge.</i>									
R 24 36 82222	24 36	70	700	719	794	830	898	1104	1227
R 24 42 82222	24 42	76	735	758	850	895	978	1232	1384
R 24 48 82222	24 48	76	735	758	850	895	978	1232	1384
R 24 54 82222	24 54	84	781	810	925	981	1085	1403	1592
R 24 60 82222	24 60	84	781	810	925	981	1085	1403	1592
R 24 72 82222	24 72	92	827	862	1001	1067	1193	1573	1801
R 24 84 S 82222	*24 84	116	1050	1096	1281	1370	1537	2044	2347
R 24 96 S 82222	*24 96	124	1096	1148	1356	1456	1644	2215	2556
<i>* includes steel support stretcher to prevent bowing. Legs are inset 18" from the edge.</i>									
R 30 36 82226	30 36	84	797	823	927	977	1071	1356	1527
R 30 42 82226	30 42	96	866	901	1039	1106	1231	1612	1839
R 30 48 82226	30 48	96	866	901	1039	1106	1231	1612	1839
R 30 54 82226	30 54	108	935	979	1152	1235	1392	1868	2152
R 30 60 82226	30 60	108	935	979	1152	1235	1392	1868	2152
R 30 72 82226	30 72	120	1005	1057	1265	1365	1553	2124	2465
R 30 84 S 82226	*30 84	144	1250	1317	1583	1710	1951	2680	3116
R 30 96 S 82226	*30 96	156	1343	1421	1733	1883	2165	3021	3533
<i>* includes steel support stretcher to prevent bowing. Legs are inset 18" from the edge.</i>									

*Pricing based on standard power epoxy base finished from Cape standard selection. Other colors available on request.

*Tables over 72" include a steel support bar

*Standard table height is 29.5" from floor to surface unless otherwise specified.

*For Power, Data and additional Accessories, refer to Accessories page.

√ For available colors, finishes and grade pricing, see Cape Table Finish Guide.

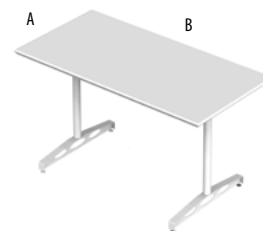
Bourdain Series

continued from the previous page

Model #	Size A x B	WT	VS1	ST1	ST2	ST3	ST4	ST5	ST6
R 36 48 82226	36 48	92	866	901	1039	1106	1231	1612	1839
R 36 54 82226	36 54	104	935	979	1152	1235	1392	1868	2152
R 36 60 82226	36 60	104	935	979	1152	1235	1392	1868	2152
R 36 72 82226	36 72	116	1005	1057	1265	1365	1553	2124	2465
R 36 84 S 82226	*36 84	144	1250	1317	1583	1710	1951	2680	3116
R 36 96 S 82226	*36 96	156	1343	1421	1733	1883	2165	3021	3533

* includes steel support stretcher to prevent bowing. Legs are inset 18" from the edge.

Rectangular



Model #	Size A x B	WT	VS1	ST1	ST2	ST3	ST4	ST5	ST6
HR 24 48 82216	24 48	80	740	766	870	920	1014	1300	1470
HR 30 60 82222	30 60	100	873	914	1076	1153	1300	1744	2009
HR 36 72 82226	36 72	128	1051	1109	1340	1451	1660	2294	2673

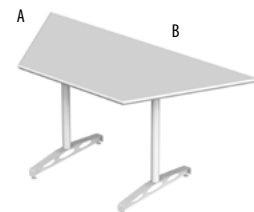
Half Round



* For available colors, finishes and grade pricing, see Cape Table Finish Guide.

Model #	Size A x B	WT	VS1	ST1	ST2	ST3	ST4	ST5	ST6
TR 24 48 82216	24 48	80	740	766	870	920	1014	1300	1470
TR 30 60 82222	30 60	100	873	914	1076	1153	1300	1744	2009
TR 36 72 82226	36 72	128	1051	1109	1340	1451	1660	2294	2673

Trapezoid




Bourdain Series

Options

Equalizer Glide	10.00 list each	Vertical wire management PVC (black finish)	45.00 list per table
Swivel locking Caster (Set of 4)	75.00 list per table	Vertical wire management Metal (Cape Standard)	85.00 list per table
FT Flip Top * for tables up to 84" W.	320.00 list per table	For non standard heights	80.00 list per table (indicate height on order) (note: Base size requires Cape approval)
Ganging Fast Lock	90.00 list per table	Oval foot lazer detail	N/C (indicate on order)
Polished Chrome Upcharge	100.00 list per table	Cantilevered C leg (positioned 1/3 - 2/3)	N/C (indicate on order)
Satin Nickel Upcharge	200.00 list per table		

√ For available colors, finishes and grade pricing, see Cape Table Finish Guide.

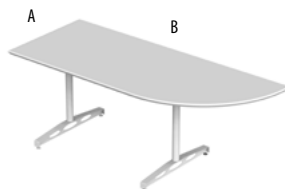
Radius End Left



Model #	Size A x B	WT	VS1	ST1	ST2	ST3	ST4	ST5	ST6
REL 24 60 82222	24 60	85	781	810	925	981	1085	1403	1592
REL 24 72 82222	24 72	93	827	862	1001	1067	1193	1573	1801
REL 30 60 82226	30 60	104	912	953	1115	1192	1339	1783	2048
REL 30 72 82226	30 72	114	970	1018	1208	1300	1472	1996	2308
REL 30 84 82226	30 84	124	1097	1161	1415	1537	1767	2465	2882
REL 36 60 82226	36 60	114	972	1020	1212	1304	1478	2004	2319
REL 36 72 82226	36 72	128	1051	1109	1340	1451	1660	2294	2673
REL 36 84 S 82226	*36 84	152	1343	1421	1733	1883	2165	3021	3533

* includes steel support stretcher to prevent bowing. Legs are inset 18" from the edge.

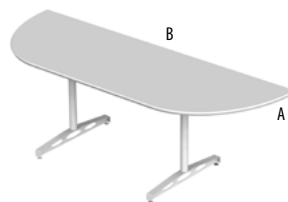
Radius End Right



Model #	Size A x B	WT	VS1	ST1	ST2	ST3	ST4	ST5	ST6
RER 24 60 82222	24 60	85	781	810	925	981	1085	1403	1592
RER 24 72 82222	24 72	93	827	862	1001	1067	1193	1573	1801
RER 30 60 82226	30 60	104	912	953	1115	1192	1339	1783	2048
RER 30 72 82226	30 72	114	970	1018	1208	1300	1472	1996	2308
RER 30 84 82226	30 84	124	1028	1083	1302	1408	1606	2209	2569
RER 36 60 82226	36 60	114	972	1020	1212	1304	1478	2004	2319
REL 36 72 82226	36 72	128	1051	1109	1340	1451	1660	2294	2673
REL 36 84 S 82226	*36 84	152	1343	1421	1733	1883	2165	3021	3533

* includes steel support stretcher to prevent bowing. Legs are inset 18" from the edge.

Radius 2 Ends



Model #	Size A x B	WT	VS1	ST1	ST2	ST3	ST4	ST5	ST6
R2R 24 72 82222	24 72	101	873	914	1076	1153	1300	1744	2009
R2R 24 84 82222	24 84	109	920	966	1151	1240	1407	1914	2217
R2R 24 96 82222	24 96	121	989	1044	1263	1369	1567	2170	2530
R2R 30 72 82226	30 72	116	982	1031	1227	1322	1499	2038	2361
RER 30 84 82226	30 84	124	1120	1187	1453	1580	1821	2550	2986
R2R 30 96 S 82226	*30 96	140	1343	1421	1733	1883	2165	3021	3533
R2R 36 72 82226	36 72	128	1051	1109	1340	1451	1660	2294	2673
R2R 36 84 82226	36 84	140	1213	1291	1603	1753	2035	2891	3403
R2R 36 96 S 82226	*36 96	168	1412	1499	1845	2012	2325	3277	3845

* includes steel support stretcher to prevent bowing. Legs are inset 18" from the edge.

*Pricing based on standard power epoxy base finished from Cape standard selection. Other colors available on request.

*Tables over 72" include a steel support bar

*Standard table height is 29.5" from floor to surface unless otherwise specified.

*For Power, Data and additional Accessories, refer to Accessories page.

√ For available colors, finishes and grade pricing, see Cape Table Finish Guide.

Bourdain Series

Model #	Size A x B	WT	VS1	ST1	ST2	ST3	ST4	ST5	ST6
WV 24 60 82222	24 60	97	850	888	1038	1110	1246	1658	1905
WV 24 72 82222	24 72	101	873	914	1076	1153	1300	1744	2009
WV 30 60 82226	30 60	106	924	966	1133	1214	1365	1825	2100
WV 30 72 82226	30 72	116	982	1031	1227	1322	1499	2038	2361
WV 36 60 82226	36 60	120	1005	1057	1265	1365	1553	2124	2465
WV 36 72 82226	36 72	128	1051	1109	1340	1451	1660	2294	2673

Model #	Size A x B	WT	VS1	ST1	ST2	ST3	ST4	ST5	ST6
BU 24 60 82222	24 60	85	781	810	925	981	1085	1403	1592
BU 30 48 82226	30 48	96	866	901	1039	1106	1231	1612	1839
BU 30 60 82226	30 60	104	912	953	1115	1192	1339	1783	2048
BU 30 72 82226	30 72	114	970	1018	1208	1300	1472	1996	2308
BU 36 48 82226	36 48	104	912	953	1115	1192	1339	1783	2048
BU 36 60 82226	36 60	116	982	1031	1227	1322	1499	2038	2361
BU 36 72 82226	36 72	128	1051	1109	1340	1451	1660	2294	2673

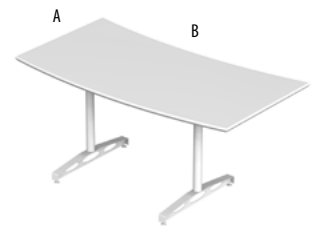
Model #	Size A x B	WT	VS1	ST1	ST2	ST3	ST4	ST5	ST6
BT 42 96 S 82232	*42 96	204	1614	1730	2192	2414	2832	4101	4858
BT 42 120 S 82232	*42 120	236	1845	1990	2567	2845	3367	4953	5901

*includes steel support stretcher to prevent bowing. Legs are inset 18" from the edge

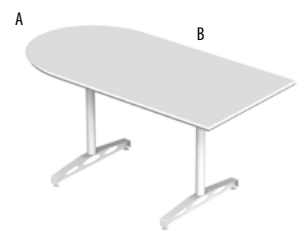
Model #	Size A x B	WT	VS1	ST1	ST2	ST3	ST4	ST5	ST6
OV 42 96 S 82232	*42 96	204	1614	1730	2192	2414	2832	4101	4858
OV 42 120 S 82232	*42 120	236	1845	1990	2567	2845	3367	4953	5901

*includes steel support stretcher to prevent bowing. Legs are inset 18" from the edge

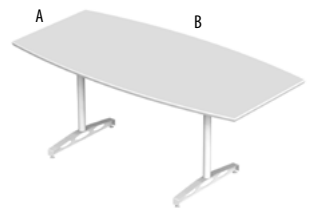
Wave



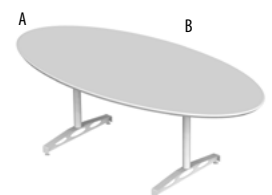
Bullet



Boatshape



Oval



Bourdain Series

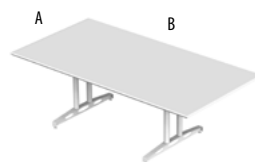
Options

Ganging Mini Quick Lock	160.00	list per table
Polished Chrome Upcharge	200.00	list per table
Satin Nickel Upcharge	400.00	list per table
VWM Vertical wire management PVC (black finish)	45.00	list per table
VWM2 Vertical wire management Metal (Cape Standard)	85.00	list per leg
Oval foot lazer detail	N/C	(indicate on order)

***Tables over 120" long** are subject to the following packaging charges (one time charge):
 1 - 6 tables - \$150 net
 6 or more tables - \$300 net

√ For available colors, finishes and grade pricing, see Cape Table Finish Guide.

Rectangular



Model #	Size A x B	WT	VS1	ST1	ST2	ST3	ST4	ST5	ST6
R 36 60 822DCMP	36 60	120	1103	1147	1320	1403	1560	2036	2320
R 36 72 822DCMP	36 72	132	1173	1225	1433	1533	1721	2292	2633
R 36 84 822DC26	36 84	154	1598	1664	1930	2058	2298	3028	3463
R 36 96 822DC26	36 96	166	1690	1768	2080	2230	2512	3369	3880
R 36 120 822DC26	36 120	190	1875	1976	2381	2575	2941	4051	4714
R 36 144 822DC26	36 144	214	2037	2158	2643	2877	3315	4648	5443
R 42 60 822DCMP	42 60	128	1203	1252	1448	1543	1720	2259	2582
R 42 72 822DCMP	42 72	144	1295	1356	1598	1715	1934	2601	2998
R 42 84 822DC32	42 84	166	1674	1743	2021	2154	2405	3166	3621
R 42 96 822DC32	42 96	182	1859	1951	2321	2499	2833	3848	4454
R 42 120 822DC32	42 120	206	2044	2159	2621	2844	3261	4530	5288
R 42 144 822DC32	42 144	230	2229	2367	2922	3189	3690	5212	6122
R 42 168 822DC32	*42 168	273	2818	2980	3627	3938	4523	6300	7361
* Base consists of a 3 leg set									
R 48 60 822DCMP	48 60	140	1272	1330	1561	1672	1881	2515	2894
R 48 72 822DCMP	48 72	156	1364	1434	1711	1844	2095	2856	3311
R 48 84 822DC32	48 84	182	1766	1847	2171	2326	2619	3507	4037
R 48 96 822DC32	48 96	198	1859	1951	2321	2499	2833	3848	4454
R 48 120 822DC32	48 120	230	2044	2159	2621	2844	3261	4530	5288
R 48 144 822DC32	48 144	262	2229	2367	2922	3189	3690	5212	6122
R 48 168 822DC32	*48 168	309	2818	2980	3627	3938	4523	6300	7361
* Base consists of a 3 leg set									

*Pricing based on standard power epoxy base finished from Cape standard selection. Other colors available on request.

*Tables over 72" include a steel support bar

*Standard table height is 29.5" from floor to surface unless otherwise specified.

*For Power, Data and additional Accessories, refer to Accessories page.

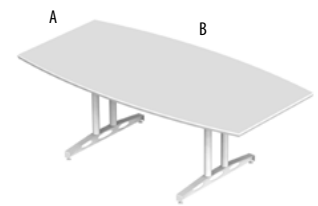
√For available colors, finishes and grade pricing, see Cape Table Finish Guide.

Bourdain Series

Model #	Size A x B	WT	VS1	ST1	ST2	ST3	ST4	ST5	ST6
BT 48 96 822DC32	48 96	220	2044	2159	2621	2844	3261	4530	5288
BT 48 120 822DC32	48 120	252	2229	2367	2922	3189	3690	5212	6122
BT 48 144 822DC32	48 144	288	2437	2601	3260	3577	4172	5980	7060
BT 48 168 822DC32	*48 168	349	3049	3240	4003	4369	5059	7152	8403

*Base consists of a 3 leg set

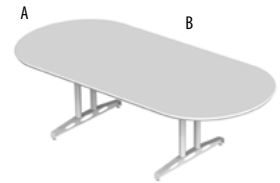
Boatshape



Model #	Size A x B	WT	VS1	ST1	ST2	ST3	ST4	ST5	ST6
RT 48 96 822DC32	48 96	220	2044	2159	2621	2844	3261	4530	5288
RT 48 120 822DC32	48 120	252	2229	2367	2922	3189	3690	5212	6122
RT 48 144 822DC32	48 144	288	2437	2601	3260	3577	4172	5980	7060
RT 48 168 822DC32	*48 168	349	3049	3240	4003	4369	5059	7152	8403

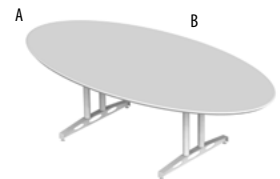
*Base consists of a 3 leg set

Racetrack



Model #	Size A x B	WT	VS1	ST1	ST2	ST3	ST4	ST5	ST6
OV 42 84 822DC28	42 84	204	1951	2055	2471	2671	3047	4189	4871
OV 48 96 822DC28	48 96	228	2399	2521	3006	3239	3678	5010	5806
OV 48 120 822DC32	48 120	268	2630	2781	3382	3670	4214	5863	6848

Oval



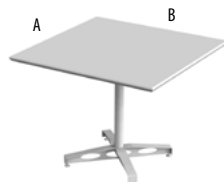
Bourdain Series

Options

Equalizer Glide	10.00 list each	VWM Vertical wire management PVC (black finish)	45.00 list per leg
Swivel Locking Caster (Set of 4)	75.00 list per table	VWM2 Vertical wire management Metal (Cape Standard)	85.00 list per leg
Flip Top *for tables up to 60" in size	160.00 list per table	For non standard heights	40.00 (indicate height on order)
Ganging Fast Lock	90.00 list per table		(note: Base size requires Cape approval)
Polished Chrome Upcharge	60.00 list per table	Oval foot lazer detail	N/C (indicate on order)
Satin Nickel Upcharge	120.00 list per table		

√ For available colors, finishes and grade pricing, see Cape Table Finish Guide.

Square



Model #	Size A x B	WT	VS1	ST1	ST2	ST3	ST4	ST5	ST6
SQ 30 30 82428	30 30	61	613	631	703	738	803	1001	1119
SQ 36 36 82428	36 36	72	676	702	806	856	950	1236	1406
SQ 42 42 82428	42 42	85	751	787	928	996	1124	1513	1745
SQ 48 48 82432	48 48	104	857	904	1088	1177	1344	1852	2155

Round



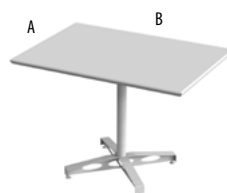
Model #	Size A x B	WT	VS1	ST1	ST2	ST3	ST4	ST5	ST6
RD 30 D 82428	30 30	73	682	709	815	867	963	1257	1432
RD 36 D 82428	36 36	84	745	780	919	985	1111	1491	1719
RD 42 D 82428	42 42	98	826	871	1050	1136	1298	1790	2084
RD 48 D 82432	48 48	120	950	1008	1239	1350	1559	2193	2572

Radius Square



Model #	Size A x B	WT	VS1	ST1	ST2	ST3	ST4	ST5	ST6
RS 42 36 82428	42 36	100	838	884	1069	1158	1325	1833	2136
RS 48 42 82432	48 42	108	880	930	1126	1220	1398	1937	2259

Rectangular



Model #	Size A x B	WT	VS1	ST1	ST2	ST3	ST4	ST5	ST6
R 30 36 82428	30 36	66	641	663	750	791	870	1108	1250
R 30 42 82432	30 42	71	670	696	797	845	937	1214	1380
R 36 42 82428	36 42	78	711	741	862	921	1030	1364	1562

Concave corners



Model #	Size A x B	WT	VS1	ST1	ST2	ST3	ST4	ST5	ST6
CC 48 48 82432	48 48	120	950	1008	1239	1350	1559	2193	2572

Bourdain Series

Options

Equalizer Glide	10.00	list per table
TWSL Caster (Set of 4)	75.00	list per table
Flip Top (for larger sizes please contact Cape Contract)	160.00	list per table
Ganging Fast Lock	90.00	list per table
Polished Chrome Upcharge	100.00	list per table
Brushed Chrome Upcharge	250.00	list per leg
VWM Vertical wire management PVC (black finish)	45.00	list per leg
VWM2 Vertical wire management Metal (Cape Standard)	85.00	(indicate on order)
Oval foot lazer detail	no charge	(indicate on order)
For non standard heights	160.00	(indicate height on order) (note: Base size requires Cape approval)

* Pricing based on standard power epoxy base finished from Cape standard selection. Other colors available on request.

* Tables over 72" include a steel support bar

* Standard table height is 29.5" from floor to surface unless otherwise specified.

* For Power, Data and additional Accessories, refer to Accessories page.

√ For available colors, finishes and grade pricing, see Cape Table Finish Guide.

Model #	Size A x B	WT	VS1	ST1	ST2	ST3	ST4	ST5	ST6
SQ 48 48 824C28	48 48	110	1060	1106	1291	1380	1547	2054	2358
SQ 54 54 824C32	54 54	132	1204	1265	1507	1624	1843	2510	2907
SQ 60 60 824C36	60 60	150	1321	1393	1682	1821	2082	2875	3349

Square



Model #	Size A x B	WT	VS1	ST1	ST2	ST3	ST4	ST5	ST6
RD 48 48 824C28	48 48	134	1198	1262	1516	1638	1868	2566	2983
RD 54 54 824C32	54 54	156	1343	1421	1733	1883	2165	3021	3533
RD 60 60 824C36	60 60	178	1483	1575	1945	2123	2457	3472	4078

Round



Breton Series


* All breton tables are clear coated for outdoor use.

* Top and base are metal.

* Other colors available on special request for all tables except extension table.


√ Pricing based on sandtex grey finish only.

Rectangular



Model #	Size A x B	WT	VS1	ST1	ST2	ST3	ST4	ST5	ST6
R 32 48 1278	32 48	56	760
R 36 63 1279	36 63	62	895

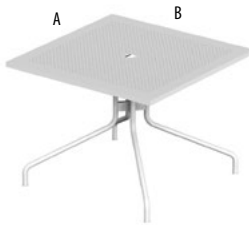
Rectangular - extension table



Model #	Size A x B	WT	VS1	ST1	ST2	ST3	ST4	ST5	ST6
R 54 86 1280	*35.5 68	85	1895

* extension table goes from 68" – 86.5" L x 35.5" W x 29.5" H

Square



Model #	Size A x B	WT	VS1	ST1	ST2	ST3	ST4	ST5	ST6
SQ 32 32 1275	32 32	63	640
SQ 36 36 1276	36 36	68	650

Round



Model #	Size A x B	WT	VS1	ST1	ST2	ST3	ST4	ST5	ST6
RD 43 43 1277	43 43	72	785

Breton Series

* Pricing based on Black power epoxy base finish. Other colors available on request.

* Standard table height is 29.5" from floor to surface unless otherwise specified.

√ Pricing based on sandtex grey finish only.

Model #	Size A x B	WT	VS1	ST1	ST2	ST3	ST4	ST5	ST6
SQ 32 1281	*32 32	77	760

* bar height

Square Bar Height



Model #	Size A x B	WT	VS1	ST1	ST2	ST3	ST4	ST5	ST6
RD 24 1282	24 24	58	580
RD 32 1283	32 32	63	645
RD 24 1284	*24 24	63	640
RD 32 1285	*32 32	68	705

* bar height

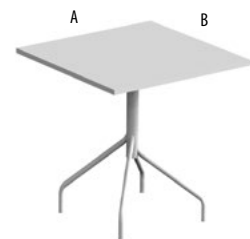
Round Flip Top



Model #	Size A x B	WT	VS1	ST1	ST2	ST3	ST4	ST5	ST6
SQ 28 1286	28 28	58	625
SQ 32 1287	32 32	63	635
SQ 28 1288	*28 28	63	685
SQ 32 1289	*32 32	68	695

* bar height

Square Flip Top



Capra Series

Options

Polished Chrome Upcharge 140.00 per base
 Satin Nickel Upcharge 250.00 per base
 For non standard heights 80.00 (indicate height on order)
 (note: Base size requires Cape approval)

980 Series Flat stacking table truck. 1200 list



* All tops are standard at 3/4" thick with a choice of 3000 self edge or 3mm edge

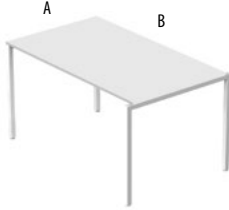
* Pricing based on standard power epoxy base finished from Cape standard selection. Other colors available on request.

* Standard table height is 29.5" from floor to surface unless otherwise specified.

* For Power, Data and additional Accessories, refer to Accessories page.


√ For available colors, finishes and grade pricing, see Cape Table Finish Guide.

Rectangular



Model #	Size A x B	WT	VS1	ST1	ST2	ST3	ST4	ST5	ST6
R 24 36 985	24 36	44	460	478					
R 24 42 985	24 42	50	503	526					
R 24 48 985	24 48	52	516	540					
R 24 54 985	24 54	60	576	605					
R 24 60 985	24 60	63	594	622					
R 24 72 985	24 72	71	671	705					
R 30 36 985	30 36	56	535	561					
R 30 42 985	30 42	68	613	648					
R 30 48 985	30 48	70	627	661					
R 30 54 985	30 54	82	709	752					
R 30 60 985	30 60	85	727	770					
R 30 72 985	30 72	97	827	879					
R 36 48 985	36 48	70	640	674					
R 36 54 985	36 54	84	722	766					
R 36 60 985	36 60	85	758	801					

Square



Model #	Size A x B	WT	VS1	ST1
SQ 30 30 985	30 30	53	500	524
SQ 36 36 985	36 36	61	538	565
SQ 42 42 985	42 42	76	615	650
SQ 48 48 985	48 48	91	715	761

Options

Bar Height (40"H) 65.00 list per table

*Black base finish.

*Other colors available on request.

*Standard table height is 29.5" from floor to surface unless otherwise specified.

*For Power, Data and additional Accessories, refer to Accessories page.

√ For available colors, finishes and grade pricing, see Cape Table Finish Guide.

Carter Series

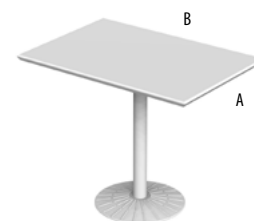
Model #	Size A x B	WT	VS1	ST1	ST2	ST3	ST4	ST5	ST6
R 24 30 3017	24 30	58	483	501	570	603	666	856	970
R 30 42 3022	30 42	79	600	624	716	760	844	1098	1249
R 30 48 3022	30 48	87	647	676	791	847	951	1268	1458

Model #	Size A x B	WT	VS1	ST1	ST2	ST3	ST4	ST5	ST6
SQ 24 24 3017	24 24	58	483	501	570	603	666	856	970
SQ 30 30 3017	30 30	67	535	559	655	700	787	1048	1205
SQ 36 36 3022	36 36	85	635	663	772	825	924	1226	1406
SQ 42 42 3022	42 42	99	716	754	904	976	1112	1524	1770

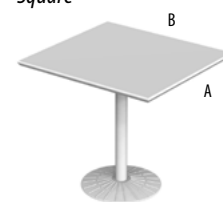
Model #	Size A x B	WT	VS1	ST1	ST2	ST3	ST4	ST5	ST6
RD 30 30 3017	30 30	71	559	585	692	744	840	1134	1309
RD 36 36 3022	36 36	89	658	689	810	868	978	1311	1510
RD 42 42 3022	42 42	103	739	780	941	1019	1165	1609	1875

Model #	Size A x B	WT	VS1	ST1	ST2	ST3	ST4	ST5	ST6
RS 42 36 3022	42 36 36 36	76	618	618	739	797	907	1240	1439

Rectangular




Square



Round



Radius Square



Casper Series

Options

Equalizer Glide	10.00	list each	Satin Nickel Upcharge	250.00	list per table
900-10 Concealed Caster/Glide	70.00	list per table	Cantilevered C leg (positioned 1/3 - 2/3)	N/C	(indicate on order)
900-20 Concealed Caster/Caster	70.00	list per table	For Kennedy series foot add	80.00	list per table
Polished Chrome Upcharge	100.00	list per table	For Fieri series foot add	160.00	list per table


* Pricing based on standard power epoxy base finished from Cape standard selection. Other colors available on request.

* Standard table height is 29.5" from floor to surface unless otherwise specified.

* For Power, Data and additional Accessories, refer to Accessories page.

√ For available colors, finishes and grade pricing, see Cape Table Finish Guide.


Rectangular




Options **Add**
980 Series Flat stacking table truck. 1200 list



990 Series Side stacking table truck. 1200 list



For table under 60" long



For table 60" and longer

Model #	Size A x B	WT	VS1	ST1	ST2	ST3	ST4	ST5	ST6
R 20 48 92520	20 48	62	777	800	893	937	1021	1275	1426
R 20 54 92520	20 54	70	823	852	968	1023	1128	1445	1635
R 20 60 92520	20 60	70	823	852	968	1023	1128	1445	1635
R 20 72 92520	20 72	78	870	904	1043	1110	1235	1616	1843
R 20 84 S 92520	*20 84	91	1046	1086	1248	1326	1472	1916	2181
R 20 96 S 92520	*20 96	99	1092	1138	1323	1412	1579	2087	2390
* includes steel support stretcher to prevent bowing. Legs are inset 18" from the edge									
R 24 48 92523	24 48	64	786	809	902	946	1030	1283	1435
R 24 54 92523	24 54	72	832	861	977	1032	1137	1454	1643
R 24 60 92523	24 60	72	832	861	977	1032	1137	1454	1643
R 24 72 92523	24 72	80	878	913	1052	1118	1244	1624	1852
R 24 84 S 92523	*24 84	93	1055	1095	1257	1335	1481	1925	2190
R 24 96 S 92523	*24 96	101	1101	1147	1332	1421	1588	2096	2399
* includes steel support stretcher to prevent bowing. Legs are inset 18" from the edge									
R 30 48 92528	30 48	82	901	935	1074	1141	1266	1647	1874
R 30 54 92528	30 54	94	970	1013	1187	1270	1427	1902	2187
R 30 60 92528	30 60	94	970	1013	1187	1270	1427	1902	2187
R 30 72 92528	30 72	106	1039	1091	1299	1399	1587	2158	2499
R 30 84 S 92528	30 84	125	1239	1299	1542	1659	1878	2544	2942
R 30 96 S 92528	30 96	137	1308	1377	1655	1788	2039	2800	3255
* includes steel support stretcher to prevent bowing. Legs are inset 18" from the edge									
R 36 48 92528	36 48	82	951	985	1124	1191	1316	1697	1924
R 36 54 92528	36 54	94	1020	1063	1237	1320	1477	1952	2237
R 36 60 92528	36 60	94	1020	1063	1237	1320	1477	1952	2237
R 36 72 92528	36 72	106	1089	1141	1349	1449	1637	2208	2549
* includes steel support stretcher to prevent bowing. Legs are inset 18" from the edge									

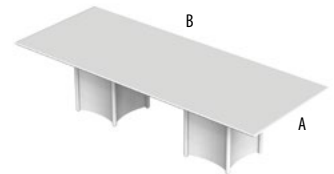
Options

Wood veneer base panels in any Cape standard finish	500.00	per base	* Tables over 120" long are subject to the following packaging charges (one time charge): 1 - 6 tables - \$150 net 6 or more tables - \$300 net
Perforated metal base panels in any Cape standard finish	400.00	per base	
Polished chrome posts	100.00	per base	
Satin Nickel posts	150.00	per base	
Horizontal wire management channel (6ft length)	75.00	each	

- * Base panels are standard in any Cape standard high pressure laminate
- * Base posts are standard in any Cape standard epoxy finish
- * Tops over 120" long are tite joint fastened and shipped in 2 pieces unless otherwise specified
- * Standard table height is 29.5" from floor to surface unless otherwise specified.
- * For Power, Data and additional Accessories, refer to Accessories page.
- √ For available colors, finishes and grade pricing, see Cape Table Finish Guide.

Model #	Size A x B	WT	VS1	ST1	ST2	ST3	ST4	ST5	ST6
R 42 84 630-18-2	42 84	220	4335	4407	4696	4835	5096	5889	6363
R 42 96 630-18-2	42 96	236	4427	4511	4846	5007	5310	6230	6780
R 42 120 630-18-2-SS	42 120	284	4739	4843	5259	5459	5835	6977	7659
R 42 144 630-18-2-SS	42 144	320	4947	5077	5597	5847	6317	7745	8597
R 42 168 630-18-3	42 168	400	6791	6936	7514	7791	8314	9900	10847
R 42 192 630-18-3	42 192	432	6976	7144	7814	8136	8742	10582	11681
* 18-2 (indicates 2 bases), 18-3 (indicates 3 bases), SS indicates support stretchers									
R 48 84 630-24-2	48 84	232	4404	4809	4809	4964	5257	6145	6675
R 48 96 630-24-2	48 92	268	4612	5147	5147	5352	5739	6912	7613
R 48 120 630-24-2-SS	48 120	288	4878	5485	5485	5718	6157	7489	8285
R 48 144 630-24-2-SS	48 144	340	5063	5785	5785	6063	6585	8171	9118
R 48 168 630-24-3	48 168	432	6976	7814	7814	8136	8742	10582	11681
R 48 192 630-24-3	48 192	472	7207	8190	8190	8567	9278	11435	12723
* 18-2 (indicates 2 bases), 18-3 (indicates 3 bases), SS indicates support stretchers									
R 54 84 630-24-2	54 84	280	4682	4797	5259	5482	5899	7168	7926
R 54 96 630-24-2	54 92	300	4797	4927	5447	5697	6167	7595	8447
R 54 120 630-24-2-SS	54 120	320	5063	5207	5785	6063	6585	8171	9118
R 54 144 630-24-2-SS	54 144	380	5294	5467	6161	6494	7121	9024	10161
R 54 168 630-24-3	54 168	480	7254	7456	8265	8654	9385	11605	12931
R 54 192 630-24-3	54 192	520	7485	7716	8640	9085	9920	12458	13974
* 18-2 (indicates 2 bases), 18-3 (indicates 3 bases), SS indicates support stretchers									
R 60 96 630-24-2	60 96	300	4797	4927	5447	5697	6167	7595	8447
R 60 120 630-24-2-SS	60 120	320	5063	5207	5785	6063	6585	8171	9118
R 60 144 630-24-2-SS	60 144	380	5294	5467	6161	6494	7121	9024	10161
R 60 168 630-24-3	60 168	480	7254	7456	8265	8654	9385	11605	12931
R 60 192 630-24-3	60 192	520	7485	7716	8640	9085	9920	12458	13974

Rectangular



Cora Series

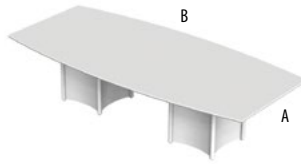
Options

Wood veneer base panels in any Cape standard finish	500.00	per base
Perforated metal base panels in any Cape standard finish	400.00	per base
Polished chrome posts	100.00	per base
Satin Nickel posts	150.00	each
Horizontal wire management channel (6ft length)	75.00	each

***Tables over 120" long** are subject to the following packaging charges (one time charge):
 1 - 6 tables - \$150 net
 6 or more tables - \$300 net

√ For available colors, finishes and grade pricing, see Cape Table Finish Guide.

Boatshape



Model #	Size A x B	WT	VS1	ST1	ST2	ST3	ST4	ST5	ST6
BT 42 84 630-18-2	42 84	220	4335	4407	4696	4835	5096	5889	6363
BT 42 96 630-18-2	42 96	236	4427	4511	4846	5007	5310	6230	6780
BT 42 120 630-18-2-SS	42 120	284	4739	4843	5259	5459	5835	6977	7659
BT 42 144 630-18-2-SS	42 144	320	4947	5077	5597	5847	6317	7745	8597
BT 42 168 630-18-3	42 168	400	6791	6936	7514	7791	8314	9900	10847
BT 42 192 630-18-3	42 192	432	6976	7144	7814	8136	8742	10582	11681
<i>* 18-2 (indicates 2 bases), 18-3 (indicates 3 bases), SS indicates support stretchers</i>									
BT 48 84 630-24-2	48 84	232	4404	4809	4809	4964	5257	6145	6675
BT 48 96 630-24-2	48 92	268	4612	5147	5147	5352	5739	6912	7613
BT 48 120 630-24-2-SS	48 120	288	4878	5485	5485	5718	6157	7489	8285
BT 48 144 630-24-2-SS	48 144	340	5063	5785	5785	6063	6585	8171	9118
BT 48 168 630-24-3	48 168	432	6976	7814	7814	8136	8742	10582	11681
BT 48 192 630-24-3	48 192	472	7207	8190	8190	8567	9278	11435	12723
<i>* 18-2 (indicates 2 bases), 18-3 (indicates 3 bases), SS indicates support stretchers</i>									
BT 54 84 630-24-2	54 84	280	4682	4797	5259	5482	5899	7168	7926
BT 54 96 630-24-2	54 96	300	4797	4927	5447	5697	6167	7595	8447
BT 54 120 630-24-2-SS	54 120	320	5063	5207	5785	6063	6585	8171	9118
BT 54 144 630-24-2-SS	54 144	380	5294	5467	6161	6494	7121	9024	10161
BT 54 168 630-24-3	54 168	480	7254	7456	8265	8654	9385	11605	12931
BT 54 192 630-24-3	54 192	520	7485	7716	8640	9085	9920	12458	13974
<i>* 18-2 (indicates 2 bases), 18-3 (indicates 3 bases), SS indicates support stretchers</i>									
BT 60 96 630-24-2	60 96	300	4797	4927	5447	5697	6167	7595	8447
BT 60 120 630-24-2-SS	60 120	320	5063	5207	5785	6063	6585	8171	9118
BT 60 144 630-24-2-SS	60 144	380	5294	5467	6161	6494	7121	9024	10161
BT 60 168 630-24-3	60 168	480	7254	7456	8265	8654	9385	11605	12931
BT 60 192 630-24-3	60 192	520	7485	7716	8640	9085	9920	12458	13974
<i>* 18-2 (indicates 2 bases), 18-3 (indicates 3 bases), SS indicates support stretchers</i>									

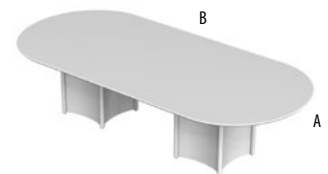
- * Base panels are standard in any Cape standard high pressure laminate
- * Base posts are standard in any Cape standard epoxy finish
- * Tops over 120" long are tite joint fastened and shipped in 2 pieces unless otherwise specified
- * Standard table height is 29.5" from floor to surface unless otherwise specified.
- * For Power, Data and additional Accessories, refer to Accessories page.

√ For available colors, finishes and grade pricing, see Cape Table Finish Guide.

Cora Series

Model #	Size A x B	WT	VS1	ST1	ST2	ST3	ST4	ST5	ST6
RT 42 84 630-18-2	42 84	220	4335	4407	4696	4835	5096	5889	6363
RT 42 96 630-18-2	42 96	236	4427	4511	4846	5007	5310	6230	6780
RT 42 120 630-18-2-SS	42 120	284	4739	4843	5259	5459	5835	6977	7659
RT 42 144 630-18-2-SS	42 144	320	4947	5077	5597	5847	6317	7745	8597
RT 42 168 630-18-3	42 168	400	6791	6936	7514	7791	8314	9900	10847
RT 42 192 630-18-3	42 192	432	6976	7144	7814	8136	8742	10582	11681
* 18-2 (indicates 2 bases), 18-3 (indicates 3 bases), SS indicates support stretchers									
RT 48 84 630-24-2	48 84	232	4404	4809	4809	4964	5257	6145	6675
RT 48 96 630-24-2	48 92	268	4612	5147	5147	5352	5739	6912	7613
RT 48 120 630-24-2-SS	48 120	288	4878	5485	5485	5718	6157	7489	8285
RT 48 144 630-24-2-SS	48 144	340	5063	5785	5785	6063	6585	8171	9118
RT 48 168 630-24-3	48 168	432	6976	7814	7814	8136	8742	10582	11681
RT 48 192 630-24-3	48 192	472	7207	8190	8190	8567	9278	11435	12723
* 18-2 (indicates 2 bases), 18-3 (indicates 3 bases), SS indicates support stretchers									
RT 54 84 630-24-2	54 84	280	4682	4797	5259	5482	5899	7168	7926
RT 54 96 630-24-2	54 96	300	4797	4927	5447	5697	6167	7595	8447
RT 54 120 630-24-2-SS	54 120	320	5063	5207	5785	6063	6585	8171	9118
RT 54 144 630-24-2-SS	54 144	380	5294	5467	6161	6494	7121	9024	10161
RT 54 168 630-24-3	54 168	480	7254	7456	8265	8654	9385	11605	12931
RT 54 192 630-24-3	54 192	520	7485	7716	8640	9085	9920	12458	13974
* 18-2 (indicates 2 bases), 18-3 (indicates 3 bases), SS indicates support stretchers									
RT 60 96 630-24-2	60 96	300	4797	4927	5447	5697	6167	7595	8447
RT 60 120 630-24-2-SS	60 120	320	5063	5207	5785	6063	6585	8171	9118
RT 60 144 630-24-2-SS	60 144	380	5294	5467	6161	6494	7121	9024	10161
RT 60 168 630-24-3	60 168	480	7254	7456	8265	8654	9385	11605	12931
RT 60 192 630-24-3	60 192	520	7485	7716	8640	9085	9920	12458	13974

Racetrack



Cora Series

Options

Wood veneer base panels in any Cape standard finish	500.00	per base
Perforated metal base panels in any Cape standard finish	400.00	per base
Polished chrome posts	100.00	per base
Satin Nickel posts	150.00	each
Horizontal wire management channel (6ft length)	75.00	each


√ For available colors, finishes and grade pricing, see Cape Table Finish Guide.

Square



Model #	Size A x B	WT	VS1	ST1	ST2	ST3	ST4	ST5	ST6
SQ 42 42 630-18	42 42	124	2248	2295	2479	2568	2735	3243	3546
SQ 48 48 630-18	48 48	124	2248	2295	2479	2568	2735	3243	3546
SQ 54 54 630-24	54 54	165	2456	2529	2817	2956	3217	4011	4484
SQ 60 60 630-24	60 60	165	2456	2529	2817	2956	3217	4011	4484

Radius Square



Model #	Size A x B	WT	VS1	ST1	ST2	ST3	ST4	ST5	ST6
RS 42 36 630-18	4242 3636	140	2341	2399	2630	2741	2950	3584	3963
RS 48 42 630-18	4848 4242	140	2341	2399	2630	2741	2950	3584	3963
RS 54 46 630-24	5454 4646	185	2572	2659	3005	3172	3485	4437	5005
RS 60 50 630-24	6060 5050	185	2572	2659	3005	3172	3485	4437	5005


- * Base panels are standard in any Cape standard high pressure laminate
- * Base posts are standard in any Cape standard epoxy finish
- * Standard table height is 29.5" from floor to surface unless otherwise specified.
- * For Power, Data and additional Accessories, refer to Accessories page.

√ For available colors, finishes and grade pricing, see Cape Table Finish Guide.

Cora Series

Model #	Size A x B	WT	VS1	ST1	ST2	ST3	ST4	ST5	ST6
RD 42 42 630-18	42 42	140	2341	2399	2630	2741	2950	3584	3963
RD 48 48 630-18	48 48	140	2341	2399	2630	2741	2950	3584	3963
RD 54 54 630-24	54 54	185	2572	2659	3005	3172	3485	4437	5005
RD 60 60 630-24	60 60	185	2572	2659	3005	3172	3485	4437	5005

Round



* Custom sizes available

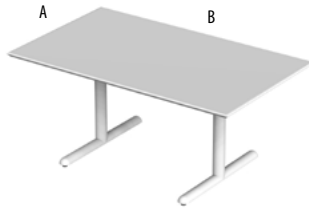
Crawford Series

Options

Equalizer Glide	10.00 list each	Ganging Fast Lock	90.00 list per table
Swivel locking Caster (Set of 4)	75.00 list per table	Polished Chrome Upcharge	100.00 list per table
200-10 Concealed Caster/Glide	70.00 list per table	Satin Nickel Upcharge	250.00 list per table
200-20 Concealed Caster/Caster	90.00 list per table	Clearcoat Upcharge (for outdoor use)	80.00 list per table
Flip Top * for tables up to 84" W. (for larger sizes, contact Cape Contract)	320.00 list per table	For non standard heights	80.00 (indicate height on order) (note: Base size requires Cape approval)
		Cantilevered C leg (positioned 1/3 - 2/3)	N/C (indicate on order)

√ For available colors, finishes and grade pricing, see Cape Table Finish Guide.

Rectangular



Model #	Size A x B	WT	VS1	ST1	ST2	ST3	ST4	ST5	ST6
R 20 36 20220	20 36	70	791	810	885	921	989	1195	1318
R 20 42 20220	20 42	76	826	849	941	986	1069	1323	1475
R 20 48 20220	20 48	76	826	849	941	986	1069	1323	1475
R 20 54 20220	20 54	84	872	901	1016	1072	1176	1494	1683
R 20 60 20220	20 60	84	872	901	1016	1072	1176	1494	1683
R 20 72 20220	20 72	92	918	953	1092	1158	1284	1664	1892
R 20 84 S 20220	*20 84	106	1094	1135	1297	1374	1521	1965	2230
R 20 96 S 20220	*20 96	114	1141	1187	1372	1461	1628	2135	2438
R 20 120 S 20220	*20 120	130	1233	1291	1522	1633	1842	2476	2855
* includes steel support stretcher to prevent bowing. Legs are inset 18" from the edge									
R 24 36 20223	24 36	72	791	810	885	921	989	1195	1318
R 24 42 20223	24 42	78	826	849	941	986	1069	1323	1475
R 24 48 20223	24 48	78	826	849	941	986	1069	1323	1475
R 24 54 20223	24 54	86	872	901	1016	1072	1176	1494	1683
R 24 60 20223	24 60	86	872	901	1016	1072	1176	1494	1683
R 24 72 20223	24 72	94	918	953	1092	1158	1284	1664	1892
R 24 84 S 20223	*24 84	108	1094	1135	1297	1374	1521	1965	2230
R 24 96 S 20223	*24 96	116	1141	1187	1372	1461	1628	2135	2438
R 24 120 S 20223	*24 120	132	1233	1291	1522	1633	1842	2476	2855
* includes steel support stretcher to prevent bowing. Legs are inset 18" from the edge									
R 30 36 20228	30 36	86	867	893	997	1047	1141	1426	1597
R 30 42 20228	30 42	98	936	971	1109	1176	1301	1682	1909
R 30 48 20228	30 48	98	936	971	1109	1176	1301	1682	1909
R 30 54 20228	30 54	110	1005	1049	1222	1305	1462	1938	2222
R 30 60 20228	30 60	110	1005	1049	1222	1305	1462	1938	2222
R 30 72 20228	30 72	122	1075	1127	1335	1435	1623	2194	2535
R 30 84 S 20228	*30 84	139	1274	1335	1577	1694	1913	2579	2977
R 30 96 S 20228	*30 96	151	1343	1413	1690	1823	2074	2835	3290
R 30 120 S 20228	*30 120	175	1482	1569	1915	2082	2395	3347	3915
* includes steel support stretcher to prevent bowing. Legs are inset 18" from the edge									

Crawford Series

* Pricing based on standard power epoxy base finished from Cape standard selection. Other colors available on request.

* Tables over 72" include a steel support bar

* Standard table height is 29.5" from floor to surface unless otherwise specified.

* For Power, Data and additional Accessories, refer to Accessories page.

√ For available colors, finishes and grade pricing, see Cape Table Finish Guide.

continued from previous page

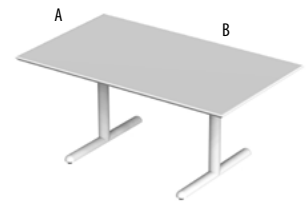
R 36 48 20228	36 48	98	936	971	1109	1176	1301	1682	1909
R 36 54 20228	36 54	110	1005	1049	1222	1305	1462	1938	2222
R 36 60 20228	36 60	110	1005	1049	1222	1305	1462	1938	2222
R 36 72 20228	36 72	122	1075	1127	1335	1435	1623	2194	2535
R 36 84 S 20228	*36 84	139	1343	1413	1690	1823	2074	2835	2977
R 36 96 S 20228	*36 96	151	1436	1517	1840	1996	2288	3176	3290
R 36 120 S 20228	*36 120	175	1505	1595	1953	2125	2449	3432	4020

* includes steel support stretcher to prevent bowing. Legs are inset 18" from the edge

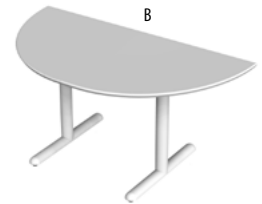
R 42 60 20228	42 60	130	1121	1179	1410	1521	1730	2364	2743
R 42 72 20228	42 72	146	1213	1283	1560	1693	1944	2705	3160
R 42 84 S 20228	*42 84	167	1505	1595	1953	2125	2449	3432	4020
R 42 96 S 20228	*42 96	183	1621	1725	2141	2341	2717	3859	4541
R 42 120 S 20228	*42 120	215	1829	1959	2479	2729	3199	4626	5479

* includes steel support stretcher to prevent bowing. Legs are inset 18" from the edge.

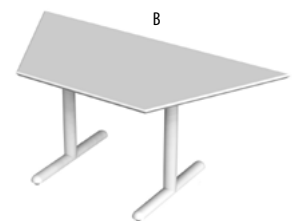
Rectangular



Half Round



Trapezoid



Model #	Size A x B	WT	VS1	ST1	ST2	ST3	ST4	ST5	ST6
HR 24 48 20220	24 48	80	849	875	979	1029	1123	1408	1579
HR 30 60 20223	30 60	102	964	1005	1167	1244	1391	1835	2100
HR 36 72 20223	36 72	126	1121	1179	1410	1521	1730	2364	2743

Model #	Size A x B	WT	VS1	ST1	ST2	ST3	ST4	ST5	ST6
TR 24 48 20220	24 48	80	849	875	979	1029	1123	1408	1579
TR 30 60 20223	30 60	102	964	1005	1167	1244	1391	1835	2100
TR 36 72 20223	36 72	126	1121	1179	1410	1521	1730	2364	2743

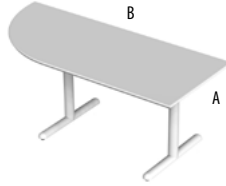
Crawford Series

Options

Equalizer Glide	10.00 list each	Ganging Fast Lock	90.00 list per table
Swivel locking Caster (Set of 4)	75.00 list per table	Polished Chrome Upcharge	100.00 list per table
200-10 Concealed Caster/Glide	70.00 list per table	Satin Nickel Upcharge	250.00 list per table
200-20 Concealed Caster/Caster	90.00 list per table	Clearcoat Upcharge (for outdoor use)	80.00 list per table
Flip Top * for tables up to 84" W. (for larger sizes, contact Cape Contract)	320.00 list per table	For non standard heights	80.00 (indicate height on order)
		Cantilevered C leg (positioned 1/3 - 2/3)	N/C (indicate on order)

√ For available colors, finishes and grade pricing, see Cape Table Finish Guide.

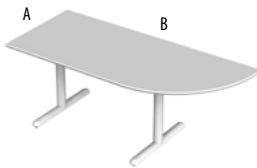
Radius End Left



Model #	Size A x B	WT	VS1	ST1	ST2	ST3	ST4	ST5	ST6
REL 24 60 20223	24 60	86	872	901	1016	1072	1176	1494	1683
REL 24 72 20223	24 72	94	918	953	1092	1158	1284	1664	1892
REL 30 60 20228	30 60	106	982	1023	1184	1262	1408	1852	2118
REL 30 72 20228	30 72	116	1040	1088	1278	1370	1542	2066	2378
REL 30 84 20228	30 84	126	1144	1205	1447	1564	1783	2449	2847
REL 36 60 20228	36 60	116	1042	1090	1282	1374	1548	2074	2389
REL 36 72 20228	36 72	130	1121	1179	1410	1521	1730	2364	2743
REL 36 84 S 20228	*36 84	147	1390	1465	1765	1910	2181	3006	3498

*includes steel support stretcher to prevent bowing. Legs are inset 18" from the edge

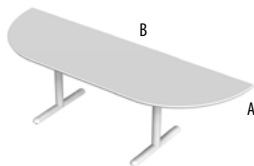
Radius End Right



Model #	Size A x B	WT	VS1	ST1	ST2	ST3	ST4	ST5	ST6
RER 24 60 20223	24 60	86	872	901	1016	1072	1176	1494	1683
RER 24 72 20223	24 72	94	918	953	1092	1158	1284	1664	1892
RER 30 60 20228	30 60	106	982	1023	1184	1262	1408	1852	2118
RER 30 72 20228	30 72	116	1040	1088	1278	1370	1542	2066	2378
RER 30 84 20228	30 84	126	1144	1205	1447	1564	1783	2449	2847
RER 36 60 20228	36 60	116	1042	1090	1282	1374	1548	2074	2389
RER 36 72 20228	36 72	130	1121	1179	1410	1521	1730	2364	2743
RER 36 84 S 20228	*36 84	147	1390	1465	1765	1910	2181	3006	3498

*includes steel support stretcher to prevent bowing. Legs are inset 18" from the edge

Radius 2 Ends



Model #	Size A x B	WT	VS1	ST1	ST2	ST3	ST4	ST5	ST6
R2R 24 72 20223	24 72	102	964	1005	1167	1244	1391	1835	2100
R2R 24 84 20223	24 84	110	1057	1109	1317	1417	1605	2176	2517
R2R 24 96 20223	24 96	122	1126	1187	1430	1546	1766	2432	2830
R2R 30 72 20228	30 72	118	1052	1101	1297	1392	1569	2108	2430
R2R 30 84 20228	30 84	126	1144	1205	1447	1564	1783	2449	2847
R2R 30 96 S 20228	*30 96	147	1413	1491	1803	1953	2235	3091	3603
R2R 36 72 20228	36 72	130	1121	1179	1410	1521	1730	2364	2743
R2R 36 84 20228	36 84	142	1260	1335	1635	1780	2051	2876	3368
R2R 36 96 S 20228	*36 96	163	1505	1595	1953	2125	2449	3432	4020

*includes steel support stretcher to prevent bowing

* Pricing based on standard power epoxy base finished from Cape standard selection. Other colors available on request.

* Tables over 72" include a steel support bar

* Standard table height is 29.5" from floor to surface unless otherwise specified.

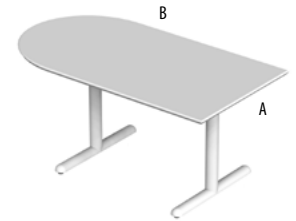
* For Power, Data and additional Accessories, refer to Accessories page.

√ For available colors, finishes and grade pricing, see Cape Table Finish Guide.

Crawford Series

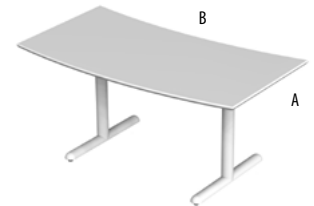
Model #	Size A x B	WT	VS1	ST1	ST2	ST3	ST4	ST5	ST6
BU 24 60 30223	24 60	94	918	953	1092	1158	1284	1664	1892
BU 30 48 20228	30 48	98	936	971	1109	1176	1301	1682	1909
BU 30 60 20228	30 60	106	982	1023	1184	1262	1408	1852	2118
BU 30 72 20228	30 72	116	1040	1088	1278	1370	1542	2066	2378
BU 36 48 20228	36 48	106	982	1023	1184	1262	1408	1852	2118
BU 36 60 20228	36 60	118	1052	1101	1297	1392	1569	2108	2430
BU 36 72 20228	36 72	130	1121	1179	1410	1521	1730	2364	2743

Bullet



Model #	Size A x B	WT	VS1	ST1	ST2	ST3	ST4	ST5	ST6
WV 24 60 20223	24 60	98	941	979	1129	1201	1337	1750	1996
WV 24 72 20223	24 72	102	964	1005	1167	1244	1391	1835	2100
WV 30 60 20228	30 60	108	994	1036	1203	1284	1435	1895	2170
WV 30 72 20228	30 72	118	1052	1101	1297	1392	1569	2108	2430
WV 36 60 20228	36 60	122	1075	1127	1335	1435	1623	2194	2535
WV 36 72 20228	36 72	130	1121	1179	1410	1521	1730	2364	2743

Wave



Crawford Series

Options

200-10 Concealed Caster/Glide	70.00	list per table
200-20 Concealed Caster/Caster	90.00	list per table
Ganging Fast Lock	90.00	list per table
Polished Chrome Upcharge	100.00	list per table
Satin Nickel Upcharge	250.00	list per table
VWM Vertical wire management PVC (black finish)	45.00	list per leg
VWM2 Vertical wire management Metal (any standard Cape finish)	85.00	list per leg

* Pricing based on standard power epoxy base finished from Cape standard selection. Other colors available on request.

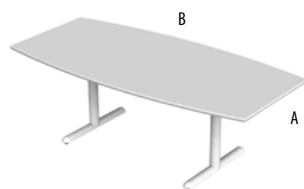
* Tables over 72" include a steel support bar

* Standard table height is 29.5" from floor to surface unless otherwise specified.

* For Power, Data and additional Accessories, refer to Accessories page.

√ For available colors, finishes and grade pricing, see Cape Table Finish Guide.

Boatshape



Model #	Size A x B	WT	VS1	ST1	ST2	ST3	ST4	ST5	ST6
BT 42 96 S 20228	*42 96	199	1736	1855	2328	2556	2984	4285	5062
BT 42 120 S 20228	*42 120	231	1967	2115	2704	2987	3520	5138	6104

* includes steel support stretcher to prevent bowing. Legs are inset 18" from the edge

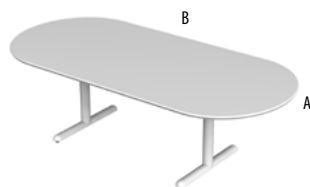
Oval



Model #	Size A x B	WT	VS1	ST1	ST2	ST3	ST4	ST5	ST6
OV 42 96 S 20228	*42 96	199	1736	1855	2328	2556	2984	4285	5062
OV 42 120 S 20228	*42 120	231	1967	2115	2704	2987	3520	5138	6104

* includes steel support stretcher to prevent bowing. Legs are inset 18" from the edge

Racetrack



Model #	Size A x B	WT	VS1	ST1	ST2	ST3	ST4	ST5	ST6
RT 42 96 S 20228	*42 96	199	1736	1855	2328	2556	2984	4285	5062
RT 42 120 S 20228	*42 120	231	1967	2115	2704	2987	3520	5138	6104

* includes steel support stretcher to prevent bowing. Legs are inset 18" from the edge

Options

Heavy Duty Casters, (table height remains at 29" with casters)	320.00	list per table
Ganging Mini Quick Lock	160.00	list per table
Polished Chrome Upcharge	120.00	list per table
Satin Nickel Upcharge	250.00	list per table
VWM Vertical wire management PVC (black finish)	45.00	list per leg
VWM2 Vertical wire management Metal (any standard Cape finish)	85.00	list per leg

*** Tables over 120" long are subject to the following packaging charges (one time charge):**
 1 - 6 tables - \$150 net
 6 or more tables - \$300 net

Crawford Series

* Pricing based on standard power epoxy base finished from Cape standard selection. Other colors available on request.

* Tables over 72" include a steel support bar

* Standard table height is 29.5" from floor to surface unless otherwise specified.

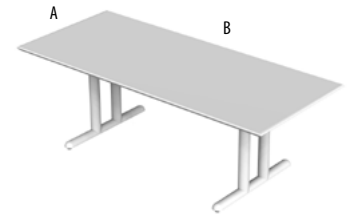
* For Power, Data and additional Accessories, refer to Accessories page.

√ For available colors, finishes and grade pricing, see Cape Table Finish Guide.

Model #	Size A x B	WT	VS1	ST1	ST2	ST3	ST4	ST5	ST6
R 36 60 202DCMP	36 60	115	1222	1265	1439	1522	1679	2154	2439
R 36 72 202DCMP	36 72	127	1291	1343	1551	1651	1839	2410	2751
R 36 84 202DC228	36 84	164	1319	1391	1680	1819	2080	2873	3346
R 36 96 202DC228	36 96	176	1627	1725	2118	2307	2662	3740	4384
R 36 120 202DC228	36 120	200	2043	2193	2794	3083	3626	5275	6260
R 36 144 202DC228	36 144	224	2135	2297	2944	3255	3840	5616	6677
R 36 168 202DC328	*36 168	278	2964	3152	3903	4264	4943	7004	8236
R 36 192 202DC328	*36 192	302	3126	3334	4166	4566	5318	7601	8966
R 36 240 202DC328	*36 240	350	3472	3724	4729	5212	6121	8881	10529

* Base consists of a 3 leg set

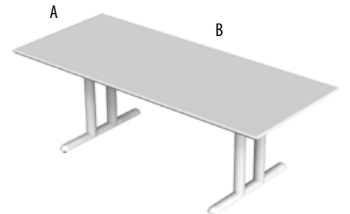
Rectangular



Model #	Size A x B	WT	VS1	ST1	ST2	ST3	ST4	ST5	ST6
R 42 60 202DCMP	42 60	123	1437	1495	1726	1837	2046	2681	3060
R 42 72 202DCMP	42 72	139	1530	1599	1877	2010	2261	3022	3477
R 42 84 202DC228	42 84	176	1480	1573	1943	2120	2455	3470	4076
R 42 96 202DC228	42 96	192	1765	1881	2343	2565	2983	4252	5010
R 42 120 202DC228	42 120	216	2096	2241	2819	3096	3619	5205	6152
R 42 144 202DC228	42 144	240	2612	2809	3595	3972	4483	6840	8128
R 42 168 202DC328	*42 168	298	3418	3638	4516	4938	5532	8143	9582
R 42 192 202DC328	*42 192	334	3803	4046	5016	5483	5960	9025	10616
R 42 240 202DC328	*42 240	390	4173	4462	5617	6173	7217	10389	12284

* Base consists of a 3 leg set

Rectangular



Crawford Series

Options

Heavy Duty Casters, (table height remains at 29" with casters)	320.00	list per table	* Tables over 120" long are subject to the following packaging charges (one time charge): 1 - 6 tables - \$150 net 6 or more tables - \$300 net
Ganging Mini Quick Lock	160.00	list per table	
Polished Chrome Upcharge	120.00	list per table	
Satin Nickel Upcharge	250.00	list per table	
VWM Vertical wire management PVC (black finish)	45.00	list per leg	
VWM2 Vertical wire management Metal (any standard Cape finish)	85.00	list per leg	

* Pricing based on standard power epoxy base finished from Cape standard selection. Other colors available on request.

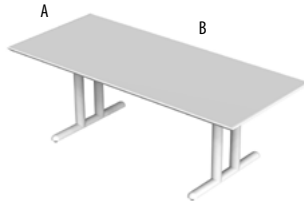
* Tables over 72" include a steel support bar

* Standard table height is 29.5" from floor to surface unless otherwise specified.

* For Power, Data and additional Accessories, refer to Accessories page.

√ For available colors, finishes and grade pricing, see Cape Table Finish Guide.

Rectangular



Model #	Size A x B	WT	VS1	ST1	ST2	ST3	ST4	ST5	ST6
R 48 60 202DCMP	48 60	135	1437	1495	1726	1837	2046	2681	3060
R 48 72 202DCMP	48 72	151	1530	1599	1877	2010	2261	3022	3477
R 48 84 202DC228	48 84	192	1480	1573	1943	2120	2455	3470	4076
R 48 96 202DC228	48 96	208	1765	1881	2343	2565	2983	4252	5010
R 48 120 202DC228	48 120	240	2096	2241	2819	3096	3619	5205	6052
R 48 144 202DC228	*48 144	272	2612	2809	3595	3972	4683	6840	8128
R 48 168 202DC328	*48 168	334	3418	3638	4516	4938	5732	8143	9582
R 48 192 202DC328	*48 192	366	3803	4046	5016	5483	6360	9025	10616
R 48 240 202DC328	*48 240	430	4173	4462	5617	6173	7217	10389	12284

* Base consists of a 3 leg set

Model #	Size A x B	WT	VS1	ST1	ST2	ST3	ST4	ST5	ST6
R 60 84 202DC228	60 84	220	1665	1781	2243	2465	2883	4152	4910
R 60 96 202DC228	60 96	240	1996	2141	2719	2996	3519	5105	6052
R 60 120 202DC228	60 120	280	2428	2601	3294	3628	4254	6158	7294
R 60 144 202DC228	60 144	320	2990	3221	4145	4590	5425	7963	9479
R 60 168 202DC328	*60 168	390	3872	4132	5172	5672	6612	9467	11172
R 60 192 202DC328	*60 192	430	4303	4592	5748	6303	7348	10520	12414
R 60 240 202DC328	*60 240	510	4881	5242	6686	7381	8686	12652	15020

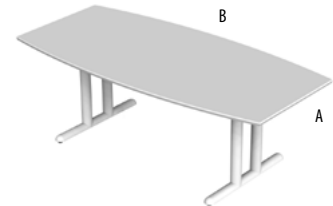
* Base consists of a 3 leg set

√ For available colors, finishes and grade pricing, see Cape Table Finish Guide.

Crawford Series

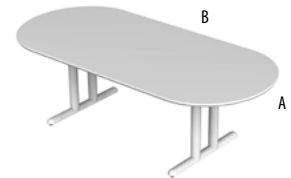
Model #	Size A x B	WT	VS1	ST1	ST2	ST3	ST4	ST5	ST6
BT 48 96 202DCMP	48 96	215	2069	2690	2929	2929	3378	4742	5557
BT 48 120 202DC228	48 120	272	2166	2319	2931	3226	3779	5461	6465
BT 48 144 202DC228	48 144	308	2682	2887	3707	4102	4843	7096	8441
BT 48 168 202DC328	*48 168	374	3510	3742	4666	5110	5946	8484	9999
<i>* Base consists of a 3 leg set</i>									
BT 60 120 202DC232	60 120	312	2566	2757	3520	3886	4576	6669	7920
BT 60 144 202DC232	60 144	360	3128	3377	4371	4848	5747	8475	10104
BT 60 168 202DC332	*60 168	438	4103	4392	5548	6103	7148	10320	12214
BT 60 192 202DC332	*60 192	478	4534	4852	6123	6734	7883	11372	13456
BT 60 240 202DC332	*60 240	570	5112	5502	7062	7812	9222	13504	16062
<i>* Base consists of a 3 leg set</i>									

Boatshape



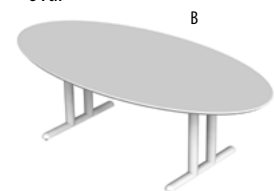
Model #	Size A x B	WT	VS1	ST1	ST2	ST3	ST4	ST5	ST6
RT 48 96 202DCMP	48 96	215	2069	2193	2690	2929	3378	4742	5557
RT 48 120 202DC228	48 120	272	2166	2319	2931	3226	3779	5461	6465
RT 48 144 302DC228	48 144	308	2682	2887	3707	4102	4843	7096	8441
RT 48 168 302DC328	*48 168	374	3510	3742	4666	5110	5946	8484	9999
<i>* Base consists of a 3 leg set</i>									
RT 60 120 202DC232	60 120	312	2566	2757	3520	3886	4576	6669	7920
RT 60 144 202DC232	60 144	360	3128	3377	4371	4848	5747	8475	10104
RT 60 168 202DC332	*60 168	438	4103	4392	5548	6103	7148	10320	12214
RT 60 192 202DC332	*60 192	478	4534	4852	6123	6734	7883	11372	13456
RT 60 240 202DC332	*60 240	570	5112	5502	7062	7812	9222	13504	16062
<i>* Base consists of a 3 leg set</i>									

Racetrack



Model #	Size A x B	WT	VS1	ST1	ST2	ST3	ST4	ST5	ST6
OV 48 96 202DCMP	48 96	207	2069	2193	2690	2929	3378	4742	5557
OV 48 120 202DC228	48 120	264	2166	2319	2931	3226	3779	5461	6465
OV 60 120 202DC232	60 120	358	3217	3408	4171	4537	5227	7320	8571
OV 60 144 202DC232	60 144	410	3780	4028	5022	5500	6398	9126	10755

Oval



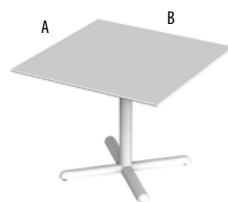
Crawford Series

Options

Equalizer Glide	10.00 list each	Ganging Fast Lock	90.00 list per table
Swivel Locking Caster (Set of 4)	75.00 list per table	Polished Chrome Upcharge	70.00 list per table
200-24 Caster	90.00 list per table	Satin Nickel Upcharge	110.00 list per table
Flip Top (for tables up to 60" in size)	160.00 list per table	Clearcoat for exterior application	60.00 list per table
(for larger sizes, contact Cape Contract)		For non standard heights	40.00 (indicate height on order)
			(note: Base size requires Cape approval)

√ For available colors, finishes and grade pricing, see Cape Table Finish Guide.

Square



Model #	Size A x B	WT	VS1	ST1	ST2	ST3	ST4	ST5	ST6
SQ 24 24 20423	24 24	52	499	516	586	619	682	872	986
SQ 30 30 20423	30 30	61	551	575	670	716	802	1064	1220
SQ 36 36 20428	36 36	70	585	612	722	775	874	1175	1355
SQ 42 42 20432	42 42	83	677	712	854	922	1050	1438	1671
SQ 48 48 20436	48 48	100	786	832	1017	1106	1273	1780	2083

Round



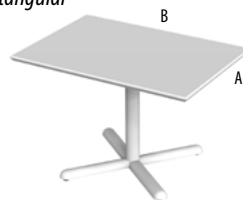
Model #	Size A x B	WT	VS1	ST1	ST2	ST3	ST4	ST5	ST6
RD 24 D 20423	24 D	56	522	542	623	662	735	957	1090
RD 30 D 20423	30 D	65	574	601	708	759	856	1149	1324
RD 36 D 20428	36 D	74	608	638	759	818	927	1261	1459
RD 42 D 20432	42 D	87	700	738	891	965	1103	1524	1775
RD 48 D 20436	48 D	104	809	858	1054	1149	1326	1866	2188

Radius/Square



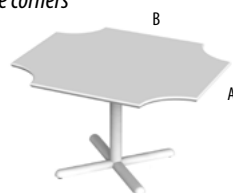
Model #	Size A x B	WT	VS1	ST1	ST2	ST3	ST4	ST5	ST6
RS 42 36 20432	4242 3636	98	764	810	995	1084	1251	1758	2061
RS 48 42 20436	4848 4242	104	809	858	1054	1149	1326	1866	2188

Rectangular



Model #	Size A x B	WT	VS1	ST1	ST2	ST3	ST4	ST5	ST6
R 30 36 20428	30 36	62	538	560	647	688	767	1005	1147
R 30 42 20432	30 42	69	596	621	722	771	862	1140	1306
R 36 42 20432	36 42	76	637	667	788	847	956	1289	1488

Concave corners



Model #	Size A x B	WT	VS1	ST1	ST2	ST3	ST4	ST5	ST6
CC 42 42 20432	42 42	114	856	914	1145	1256	1465	2099	2478
CC 48 48 20436	48 48	132	971	1040	1317	1451	1701	2463	2917

Crawford Series

Options

Equalizer Glide	10.00 list each	Ganging Fast Lock	90.00 list per table
Swivel Locking Casters, (table height remains at 29" with casters)	75.00 list per table	Polished Chrome Upcharge	100.00 list per table
200-24 Caster	90.00 list per table	Satin Nickel Upcharge	250.00 list per table
		For non standard height ranges	160.00 (indicate height on order) (note: Base size requires Cape approval)

* Pricing based on standard power epoxy base finished from Cape standard selection. Other colors available on request.

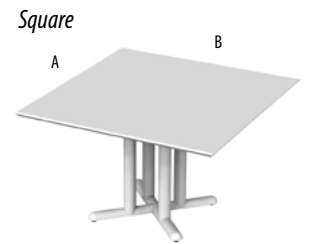
* Tables over 72" include a steel support bar

* Standard table height is 29.5" from floor to surface unless otherwise specified.

* For Power, Data and additional Accessories, refer to Accessories page.

√ For available colors, finishes and grade pricing, see Cape Table Finish Guide.

Model #	Size A x B	WT	VS1	ST1	ST2	ST3	ST4	ST5	ST6
SQ 48 48 2044C32	48 48	108	1005	1051	1236	1325	1492	2000	2303
SQ 54 54 2044C36	54 54	130	1136	1197	1439	1556	1775	2441	2839
SQ 60 60 2044C36	60 60	146	1228	1301	1590	1728	1990	2783	3256



Model #	Size A x B	WT	VS1	ST1	ST2	ST3	ST4	ST5	ST6
RD 48 48 2044C32	48 48	124	1097	1155	1386	1497	1706	2341	2720
RD 54 54 2044C36	54 54	146	1228	1301	1590	1728	1990	2783	3256
RD 60 60 2044C36	60 60	166	1344	1431	1777	1944	2257	3209	3777



D'anna Series

Options

Polished Chrome Upcharge 120.00 list per table

* Pricing based on black epoxy finish.

* Other Colors available on request.

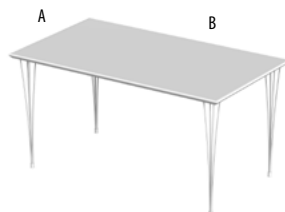
* Tables over 60" include a steel support bar.

* Standard table height is 29.5" from floor to surface unless otherwise specified.

* For Power, Data and additional Accessories, refer to Accessories page.

√ For available colors, finishes and grade pricing, see Cape Table Finish Guide.

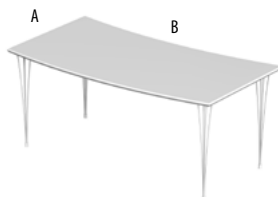
Rectangular



Model #	Size A x B	WT	VS1	ST1	ST2	ST3	ST4	ST5	ST6
R 24 36 8080	24 36	56	681	699	775	811	879	1085	1208
R 24 42 8080	24 42	62	715	738	831	875	959	1213	1364
R 24 48 8080	24 48	62	715	738	831	875	959	1213	1364
R 24 54 8080	24 54	70	763	791	907	963	1067	1384	1574
R 24 60 8080	24 60	70	763	791	907	963	1067	1384	1574
R 24 72 8080	*24 72	78	938	972	1111	1178	1303	1684	1911
R 30 36 8080	30 36	66	738	764	633	918	1012	1298	1468
R 30 42 8080	30 42	78	808	842	689	1048	1173	1554	1781
R 30 48 8080	30 48	78	808	842	689	1048	1173	1554	1781
R 30 54 8080	30 54	90	877	920	765	1177	1334	1810	2094
R 30 60 8080	30 60	90	877	920	765	1177	1334	1810	2094
R 30 72 8080	*30 54	102	1076	1128	765	1436	1624	2195	2536
R 36 48 8080	36 48	78	808	842	981	1048	1173	1554	1781
R 36 54 8080	36 54	90	877	920	1094	1177	1334	1810	2094
R 36 60 8080	36 60	90	877	920	1094	1177	1334	1810	2094
R 36 72 8080	*36 72	102	1076	1128	1336	1436	1624	2195	2536

*Includes steel support stretcher

Wave



Model #	Size A x B	WT	VS1	ST1	ST2	ST3	ST4	ST5	ST6
WV 24 60 8080	24 60	82	831	868	1019	1091	1227	1639	1885
WV 24 72 8080	24 72	86	854	894	1056	1134	1280	1724	1990
WV 30 60 8080	30 60	88	866	907	1075	1156	1307	1767	2042
WV 30 72 8080	30 72	98	923	972	1169	1263	1441	1980	2302
WV 36 60 8080	36 60	102	946	998	1206	1306	1494	2065	2406
WV 36 72 8080	42 72	110	993	1050	1282	1393	1602	2236	2615

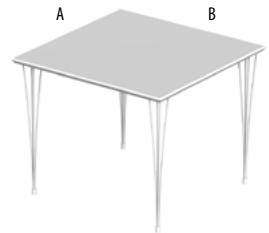
*Includes steel support stretcher

√ For available colors, finishes and grade pricing, see Cape Table Finish Guide.

D'anna Series

Model #	Size A x B	WT	VS1	ST1	ST2	ST3	ST4	ST5	ST6
SQ 30 30 8080	30 30	63	721	745	840	886	972	1234	1390
SQ 36 36 8080	36 36	68	750	777	887	940	1039	1341	1521
SQ 42 42 8080	42 42	79	814	849	990	1059	1186	1575	1807
SQ 48 48 8080	48 48	94	900	946	1131	1220	1387	1895	2198

Square



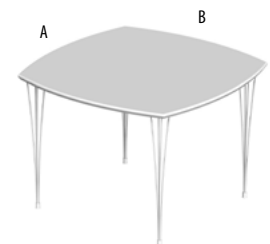
Model #	Size A x B	WT	VS1	ST1	ST2	ST3	ST4	ST5	ST6
RD 36 D 8080	36 D	72	773	803	925	983	1093	1426	1625
RD 42 D 8080	42 D	83	837	875	1028	1102	1240	1660	1911
RD 48 D 8080	48 D	98	923	972	1169	1263	1441	1980	2302

Round



Model #	Size A x B	WT	VS1	ST1	ST2	ST3	ST4	ST5	ST6
RS 42 36 8080	42 36 36	94	900	946	1131	1220	1387	1895	2198
RS 48 42 8080	48 42 42	98	923	972	1169	1263	1441	1980	2302

Radius Square



Ducasse Series

Options

Polished Chrome Upcharge 100.00 list per table

Satin Nickel Upcharge 250.00 list per table

Cross Bar Support 80.00 list per table

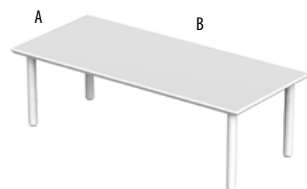
* Table heights are 16", 18" or 21"H. (must be specified on order).

* Pricing based on standard power epoxy base finished from Cape standard selection. Other colors available on request.

* Legs are standard at 2" diameter.

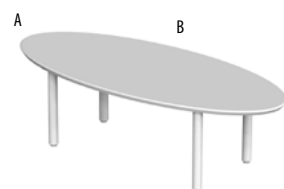
√ For available colors, finishes and grade pricing, see Cape Table Finish Guide.

Rectangular



Model #	Size A x B	WT	VS1	ST1	ST2	ST3	ST4	ST5	ST6
R 20 36 410-2	20 36	48	539	558	633	669	737	943	1066
R 20 42 410-2	20 42	54	574	597	689	734	817	1071	1223
R 20 48 410-2	20 48	54	574	597	689	734	817	1071	1223
R 20 54 410-2	20 54	62	620	649	765	820	925	1242	1431
R 20 60 410-2	20 60	62	620	649	765	820	925	1242	1431
R 24 36 410-2	24 36	48	539	558	633	669	737	943	1066
R 24 42 410-2	24 42	54	574	597	689	734	817	1071	1223
R 24 48 410-2	24 48	54	574	597	689	734	817	1071	1223
R 24 54 410-2	24 54	62	620	649	765	820	925	1242	1431
R 24 60 410-2	24 60	62	620	649	765	820	925	1242	1431

Oval



Model #	Size A x B	WT	VS1	ST1	ST2	ST3	ST4	ST5	ST6
OV 20 42 410-2	20 42	58	597	623	727	777	871	1156	1327
OV 20 48 410-2	20 48	58	727	753	857	907	1001	1286	1457
OV 20 54 410-2	20 54	66	643	675	802	863	978	1327	1535
OV 20 60 410-2	20 60	66	773	805	932	993	1108	1457	1665
OV 24 42 410-2	24 42	58	597	623	727	777	871	1156	1327
OV 24 48 410-2	24 48	58	727	753	857	907	1001	1286	1457
OV 24 54 410-2	24 54	66	643	675	802	863	978	1327	1535
OV 24 60 410-2	24 60	66	773	805	932	993	1108	1457	1665



Cross bar support available on square, round, radius square tables



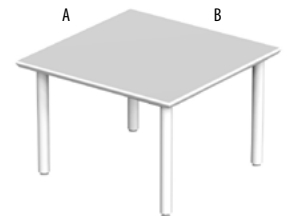
Cross bar support available on rectangular and oval tables

Ducasse Series

√ For available colors, finishes and grade pricing, see Cape Table Finish Guide.

Model #	Size A x B	WT	VS1	ST1	ST2	ST3	ST4	ST5	ST6
SQ 24 24 410-2	24 24	46	528	545	614	648	710	901	1014
SQ 30 30 410-2	30 30	55	580	603	699	745	831	1093	1249
SQ 36 36 410-2	36 36	63	609	636	746	799	898	1199	1379
SQ 42 42 410-2	42 42	79	689	727	877	949	1085	1498	1744

Square



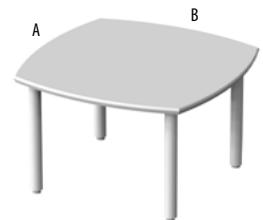
Model #	Size A x B	WT	VS1	ST1	ST2	ST3	ST4	ST5	ST6
RD 30 30 410-2	30 30	59	603	629	736	788	884	1178	1353
RD 36 36 410-2	36 36	64	632	662	783	842	951	1284	1483
RD 42 42 410-2	42 42	78	713	753	915	993	1139	1583	1848

Round



Model #	Size A x B	WT	VS1	ST1	ST2	ST3	ST4	ST5	ST6
RS 30 24 410-2	4242 3636	60	609	636	746	799	898	1199	1379
RS 36 30 410-2	4848 4242	64	632	662	783	842	951	1284	1483

Radius Square



Duprat Series

Options

Polished Chrome Upcharge 120.00 list per table

Satin Nickel Upcharge 250.00 list per table

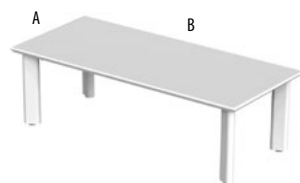
* Table heights are 16", 18" or 21"H. (must be specified on order).

* Pricing based on standard power epoxy base finished from Cape standard selection. Other colors available on request.

* Legs are standard at 1 1/2" x 3 1/4" oval.

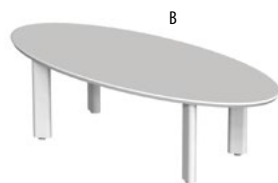
√ For available colors, finishes and grade pricing, see Cape Table Finish Guide.

Rectangular



Model #	Size A x B	WT	VS1	ST1	ST2	ST3	ST4	ST5	ST6
R 20 36 415	20 36	48	628	646	721	758	825	1032	1155
R 20 42 415	20 42	54	662	685	778	822	906	1160	1311
R 20 48 415	20 48	54	662	685	778	822	906	1160	1311
R 20 54 415	20 54	62	708	737	853	908	1013	1330	1520
R 20 60 415	20 60	62	708	737	853	908	1013	1330	1520
R 24 36 415	24 36	48	628	646	721	758	825	1032	1155
R 24 42 415	24 42	54	662	685	778	822	906	1160	1311
R 24 48 415	24 48	54	662	685	778	822	906	1160	1311
R 24 54 415	24 54	62	708	737	853	908	1013	1330	1520
R 24 60 415	24 60	62	708	737	853	908	1013	1330	1520

Oval



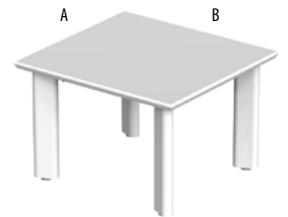
Model #	Size A x B	WT	VS1	ST1	ST2	ST3	ST4	ST5	ST6
OV 20 42 415	20 42	58	685	711	815	865	959	1245	1415
OV 20 48 415	*20 48	58	815	841	945	995	1089	1375	1545
OV 20 54 415	20 54	66	732	763	890	952	1066	1415	1624
OV 20 60 415	*20 60	66	862	893	1020	1082	1196	1545	1754
OV 24 42 415	24 42	58	685	711	815	865	959	1245	1415
OV 24 48 415	24 48	58	815	841	945	995	1089	1375	1545
OV 24 54 415	24 54	66	732	763	890	952	1066	1415	1624
OV 24 60 415	24 60	66	862	893	1020	1082	1196	1545	1754

√ For available colors, finishes and grade pricing, see Cape Table Finish Guide.

Duprat Series

Model #	Size A x B	WT	VS1	ST1	ST2	ST3	ST4	ST5	ST6
SQ 24 24 415	24 24	46	616	633	703	736	799	989	1103
SQ 30 30 415	30 30	55	668	692	787	833	919	1181	1337
SQ 36 36 415	36 36	60	697	724	834	887	986	1288	1467
SQ 42 42 415	42 42	74	778	815	966	1038	1174	1586	1832

Square



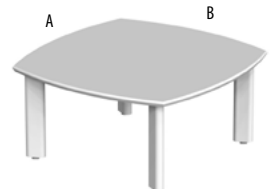
Model #	Size A x B	WT	VS1	ST1	ST2	ST3	ST4	ST5	ST6
RD 30 D 415	30 D	59	691	718	825	876	973	1266	1441
RD 36 D 415	36 D	64	720	750	872	930	1040	1373	1572
RD 42 D 415	42 D	78	801	841	1003	1081	1227	1671	1936

Round



Model #	Size A x B	WT	VS1	ST1	ST2	ST3	ST4	ST5	ST6
RS 30 24 415	4242 3636	60	697	724	834	887	986	1288	1467
RS 36 30 415	4848 4242	64	720	750	872	930	1040	1373	1572

Radius Square



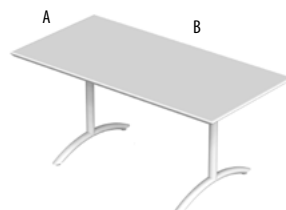
Fieri Series

Options

Equalizer Glide	10.00 list each	Ganging Fast Lock	90.00 list per table
Swivel locking Caster (Set of 4)	75.00 list per table	Polished Chrome Upcharge	100.00 list per table
300-10 Concealed Caster/Glide	70.00 list per table	Satin Nickel Upcharge	250.00 list per table
300-20 Concealed Caster/Caster	70.00 list per table	Clearcoat Upcharge (for outdoor use)	80.00 list per table
Flip Top * for tables up to 84" W. (for larger sizes, contact Cape Contract)	320.00 list per table	For non standard heights	80.00 (indicate height on order)
		Cantilevered C leg (positioned 1/3 - 2/3)	N/C (indicate on order)

√ For available colors, finishes and grade pricing, see Cape Table Finish Guide.

Rectangular



Model #	Size A x B	WT	VS1	ST1	ST2	ST3	ST4	ST5	ST6
R 20 36 30220	20 36	56	674	693	768	804	872	1079	1202
R 20 42 30220	20 42	62	709	732	825	869	953	1206	1358
R 20 48 30220	20 48	62	709	732	825	869	953	1206	1358
R 20 54 30220	20 54	70	755	784	900	955	1060	1377	1566
R 20 60 30220	20 60	70	755	784	900	955	1060	1377	1566
R 20 72 30220	20 72	78	802	836	975	1042	1167	1548	1775
R 20 84 S 30220	*20 84	91	978	1018	1180	1258	1404	1848	2113
R 20 96 S 30220	*20 96	99	1024	1070	1255	1344	1511	2019	2322
R 20 120 S 30220	*20 120	115	1116	1174	1405	1516	1725	2360	2739
* includes steel support stretcher to prevent bowing. Legs are inset 18" from the edge.									
R 24 36 30223	24 36	58	681	699	775	811	879	1085	1208
R 24 42 30223	24 42	64	715	738	831	875	959	1213	1364
R 24 48 30223	24 48	64	715	738	831	875	959	1213	1364
R 24 54 30223	24 54	72	762	790	906	962	1066	1383	1573
R 24 60 30223	24 60	72	762	790	906	962	1066	1383	1573
R 24 72 30223	24 72	80	808	842	981	1048	1173	1554	1781
R 24 84 S 30223	*24 84	93	984	1024	1186	1264	1410	1854	2120
R 24 96 S 30223	*24 96	101	1030	1076	1261	1350	1517	2025	2328
R 24 120 S 30223	*24 120	117	1123	1180	1412	1523	1732	2366	2745
* includes steel support stretcher to prevent bowing. Legs are inset 18" from the edge.									
R 30 36 30228	30 36	70	759	785	889	939	1033	1318	1489
R 30 42 30228	30 42	82	828	863	1001	1068	1193	1574	1801
R 30 48 30228	30 48	82	828	863	1001	1068	1193	1574	1801
R 30 54 30228	30 54	94	897	941	1114	1197	1354	1830	2114
R 30 60 30228	30 60	94	897	941	1114	1197	1354	1830	2114
R 30 72 30228	30 72	106	967	1019	1227	1327	1515	2086	2427
R 30 84 S 30228	*30 84	125	1235	1305	1582	1715	1966	2727	3182
R 30 96 S 30228	*30 96	137	1328	1409	1732	1888	2180	3068	3599
R 30 120 S 30228	*30 120	161	1397	1487	1845	2017	2341	3324	3912
* includes steel support stretcher to prevent bowing. Legs are inset 18" from the edge.									

Fieri Series

*Pricing based on standard power epoxy base finished from Cape standard selection. Other colors available on request.

*Tables over 72" include a steel support bar

*Standard table height is 29.5" from floor to surface unless otherwise specified.

*For Power, Data and additional Accessories, refer to Accessories page.

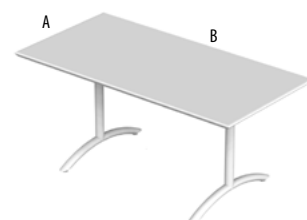
√ For available colors, finishes and grade pricing, see Cape Table Finish Guide.

continued from previous page

R 36 48 30228	36 48	82	828	863	1001	1068	1193	1574	1801
R 36 54 30228	36 54	94	897	941	1114	1197	1354	1830	2114
R 36 60 30228	36 60	94	897	941	1114	1197	1354	1830	2114
R 36 72 30228	36 72	106	967	1019	1227	1327	1515	2086	2427
R 36 84 S 30228	*36 84	125	1235	1305	1582	1715	1966	2727	3182
R 36 96 S 30228	*36 96	137	1328	1409	1732	1888	2180	3068	3599
R 36 120 S 30228	*36 120	137	1397	1487	1845	2017	2341	3324	3912
* includes steel support stretcher to prevent bowing. Legs are inset 18" from the edge.									
R 42 60 30228	42 60	114	1013	1071	1302	1413	1622	2256	2635
R 42 72 30228	42 72	130	1105	1175	1452	1585	1836	2597	3052
R 42 84 S 30228	*42 84	153	1397	1487	1845	2017	2341	3324	3912
R 42 96 S 30228	*42 96	169	1513	1617	2033	2233	2609	3751	4433
R 42 120 S 30228	*42 120	201	1721	1851	2371	2621	3091	4518	5371

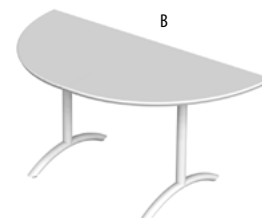
* includes steel support stretcher to prevent bowing. Legs are inset 18" from the edge.

Rectangular



Model #	Size A x B	WT	VS1	ST1	ST2	ST3	ST4	ST5	ST6
HR 24 48 30220	24 48	66	738	764	868	918	1012	1298	1468
HR 30 60 30223	30 60	88	854	894	1056	1134	1280	1724	1990
HR 36 72 30223	36 72	114	1013	1071	1302	1413	1622	2256	2635

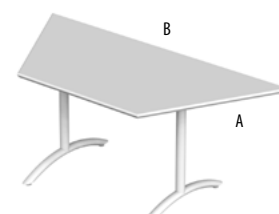
Half Round



* For available colors, finishes and grade pricing, see Cape Table Finish Guide.

Model #	Size A x B	WT	VS1	ST1	ST2	ST3	ST4	ST5	ST6
TR 24 48 30220	24 48	66	732	758	862	912	1006	1292	1462
TR 30 60 30223	30 60	88	854	894	1056	1134	1280	1724	1990
TR 36 72 30223	36 72	114	1013	1071	1302	1413	1622	2256	2635

Trapezoid



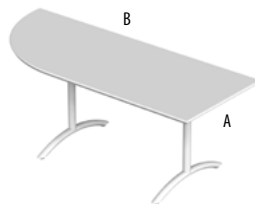
Fieri Series

Options

Equalizer Glide	10.00 list each	Ganging Fast Lock	90.00 list per table
Swivel locking Caster (Set of 4)	75.00 list per table	Polished Chrome Upcharge	100.00 list per table
300-10 Concealed Caster/Glide	70.00 list per table	Satin Nickel Upcharge	250.00 list per table
300-20 Concealed Caster/Caster	70.00 list per table	Clearcoat Upcharge (for outdoor use)	80.00 list per table
Flip Top * for tables up to 84" W.	320.00 list per table	For non standard heights	80.00 (indicate height on order)
(for larger sizes, contact Cape Contract)		Cantilevered C leg (positioned 1/3 - 2/3)	N/C (indicate on order)

√ For available colors, finishes and grade pricing, see Cape Table Finish Guide.

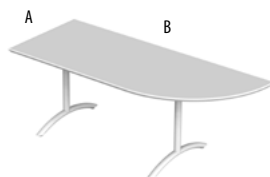
Radius End Left



Model #	Size A x B	WT	VS1	ST1	ST2	ST3	ST4	ST5	ST6
REL 24 60 30223	24 60	72	762	790	906	962	1066	1383	1573
REL 24 72 30223	24 72	80	808	842	981	1048	1173	1554	1781
REL 30 60 30228	30 60	90	874	915	1077	1154	1301	1745	2010
REL 30 72 30228	30 72	100	932	980	1170	1262	1434	1958	2270
REL 30 84 30228	30 84	110	1036	1097	1339	1456	1675	2342	2739
REL 36 60 30228	36 60	100	934	982	1174	1266	1440	1966	2281
REL 36 72 30228	36 72	114	1013	1071	1302	1413	1622	2256	2635
REL 36 84 S 30228	*36 84	133	1282	1357	1657	1802	2073	2898	3391

* includes steel support stretcher to prevent bowing. Legs are inset 18" from the edge

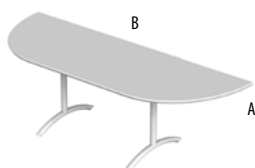
Radius End Right



Model #	Size A x B	WT	VS1	ST1	ST2	ST3	ST4	ST5	ST6
RER 24 60 30223	24 60	72	762	790	906	962	1066	1383	1573
RER 24 72 30223	24 72	80	808	842	981	1048	1173	1554	1781
RER 30 60 30228	30 60	90	874	915	1077	1154	1301	1745	2010
RER 30 72 30228	30 72	100	932	980	1170	1262	1434	1958	2270
RER 30 84 30228	30 84	110	1036	1097	1339	1456	1675	2342	2739
RER 36 60 30228	36 60	100	934	982	1174	1266	1440	1966	2281
RER 36 72 30228	36 72	114	1013	1071	1302	1413	1622	2256	2635
RER 36 84 S 30228	*36 84	133	1282	1357	1657	1802	2073	2898	3391

* includes steel support stretcher to prevent bowing. Legs are inset 18" from the edge

Radius 2 Ends



Model #	Size A x B	WT	VS1	ST1	ST2	ST3	ST4	ST5	ST6
R2R 24 72 30223	24 72	88	854	894	1056	1134	1280	1724	1990
R2R 24 84 30223	24 84	96	946	998	1206	1306	1494	2065	2406
R2R 24 96 30223	24 96	108	1016	1076	1319	1436	1655	2321	2719
R2R 30 72 30223	30 72	102	944	993	1189	1284	1461	2000	2323
R2R 30 84 30223	30 84	110	1036	1097	1339	1456	1675	2342	2739
R2R 30 96 S 30223	*30 96	133	1305	1383	1695	1845	2127	2983	3495
R2R 36 72 30223	36 72	114	1013	1071	1302	1413	1622	2256	2635
R2R 36 84 30223	36 84	126	1152	1227	1527	1672	1943	2768	3261
R2R 36 96 S 30223	*36 96	149	1397	1487	1845	2017	2341	3324	3912

* includes steel support stretcher to prevent bowing

*Pricing based on standard power epoxy base finished from Cape standard selection. Other colors available on request.

*Tables over 72" include a steel support bar

*Standard table height is 29.5" from floor to surface unless otherwise specified.

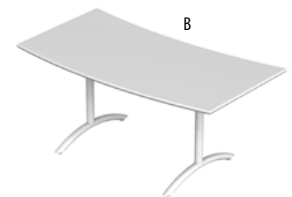
*For Power, Data and additional Accessories, refer to Accessories page.

√ For available colors, finishes and grade pricing, see Cape Table Finish Guide.

Fieri Series

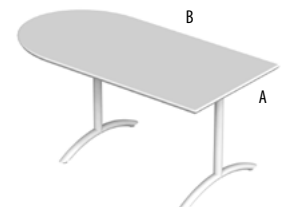
Model #	Size A x B	WT	VS1	ST1	ST2	ST3	ST4	ST5	ST6
WV 24 60 30223	24 60	84	831	868	1019	1091	1227	1639	1885
WV 24 72 30223	24 72	88	854	894	1056	1134	1280	1724	1990
WV 30 60 30228	30 60	92	886	928	1095	1176	1327	1787	2062
WV 30 72 30228	30 72	102	944	993	1189	1284	1461	2000	2323
WV 36 60 30228	36 60	106	967	1019	1227	1327	1515	2086	2427
WV 36 72 30228	36 72	114	1013	1071	1302	1413	1622	2256	2635

Wave



Model #	Size A x B	WT	VS1	ST1	ST2	ST3	ST4	ST5	ST6
BU 24 60 30223	24 60	80	808	842	981	1048	1173	1554	1781
BU 30 48 30228	30 48	82	828	863	1001	1068	1193	1574	1801
BU 30 60 30228	30 60	90	874	915	1077	1154	1301	1745	2010
BU 30 72 30228	30 72	100	932	980	1170	1262	1434	1958	2270
BU 36 48 30228	36 48	90	874	915	1077	1154	1301	1745	2010
BU 36 60 30228	36 60	102	944	993	1189	1284	1461	2000	2323
BU 36 72 30228	36 72	114	1013	1071	1302	1413	1622	2256	2635

Bullet



Fieri Series

Options

Equalizer Glide	10.00	list each	Ganging Fast Lock	90.00	list per table
Swivel locking Caster (Set of 4)	75.00	list per table	Polished Chrome Upcharge	100.00	list per table
300-10 Concealed Caster/Glide	70.00	list per table	Satin Nickel Upcharge	250.00	list per table
300-20 Concealed Caster/Caster	70.00	list per table	Clearcoat Upcharge (for outdoor use)	80.00	list per table
Flip Top *for tables up to 84" W. (for larger sizes, contact Cape Contract)	320.00	list per table	For non standard heights	80.00	(indicate height on order)
			Cantilevered C leg (positioned 1/3 - 2/3)	N/C	(indicate on order)

* Pricing based on standard power epoxy base finished from Cape standard selection. Other colors available on request.

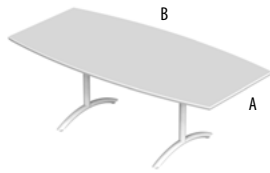
* Tables over 72" include a steel support bar

* Standard table height is 29.5" from floor to surface unless otherwise specified.

* For Power, Data and additional Accessories, refer to Accessories page.

√ For available colors, finishes and grade pricing, see Cape Table Finish Guide.

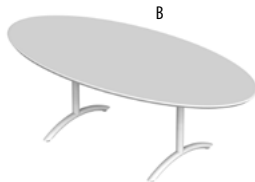
Boatshape



Model #	Size A x B	WT	VS1	ST1	ST2	ST3	ST4	ST5	ST6
BT 42 96 S 30228	*42 96	185	1513	1617	2033	2233	2609	3751	4433
BT 42 120 S 30228	*42 120	217	1698	1825	2333	2578	3037	4433	5267

* includes steel support stretcher to prevent bowing. Legs are inset 18" from the edge


Oval



Model #	Size A x B	WT	VS1	ST1	ST2	ST3	ST4	ST5	ST6
OV 42 96 S 30228	*42 96	185	1513	1617	2033	2233	2609	3751	4433
OV 42 120 S 30228	*42 120	217	1698	1825	2333	2578	3037	4433	5267

* includes steel support stretcher to prevent bowing. Legs are inset 18" from the edge

Racetrack



Model #	Size A x B	WT	VS1	ST1	ST2	ST3	ST4	ST5	ST6
RT 42 96 S 30228	*42 96	185	1513	1617	2033	2233	2609	3751	4433
RT 42 120 S 30228	*42 120	217	1698	1825	2333	2578	3037	4433	5267

* includes steel support stretcher to prevent bowing. Legs are inset 18" from the edge

Options

Heavy Duty Casters, (table height remains at 29" with casters) 320.00 list per table

Ganging Mini Quick Lock 160.00 list per table

Polished Chrome Upcharge 120.00 list per table

Satin Nickel Upcharge 250.00 list per table

VWM Vertical wire management PVC (black finish) 45.00 list per leg

VWM2 Vertical wire management Metal (any standard Cape finish) 85.00 list per leg

***Tables over 120" long** are subject to the following packaging charges (one time charge):

1 - 6 tables - \$150 net

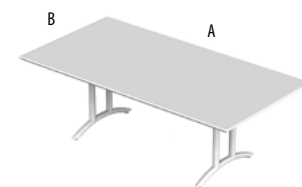
6 or more tables - \$300 net

√ For available colors, finishes and grade pricing, see Cape Table Finish Guide.

Model #	Size A x B	WT	VS1	ST1	ST2	ST3	ST4	ST5	ST6
R 36 60 302DCMP	36 60	96	1067	1110	1284	1367	1524	2000	2284
R 36 72 302DCMP	36 72	108	1136	1188	1396	1496	1684	2255	2596
R 36 84 302DC228	36 84	134	1700	1772	2061	2027	2461	3254	3728
R 36 96 302DC228	36 96	146	2008	2106	2499	2257	3043	4121	4766
R 36 120 302DC228	36 120	170	2424	2574	3175	2515	4007	5656	6642
R 36 144 302DC228	36 144	194	2516	2678	3325	2774	4221	5997	7058
R 36 168 302DC328	*36 168	246	3389	3576	4327	3697	5367	7429	8661
R 36 192 302DC328	*36 192	270	3550	3758	4590	3956	5742	8026	9390
R 36 240 302DC328	*36 240	318	3897	4148	5154	4473	6546	9305	10954

*Base consists of a 3 leg set.

Rectangular



Model #	Size A x B	WT	VS1	ST1	ST2	ST3	ST4	ST5	ST6
R 42 60 302DCMP	42 60	104	1283	1340	1572	1683	1892	2526	2905
R 42 72 302DCMP	42 72	120	1375	1444	1722	1855	2106	2867	3322
R 42 84 302DC228	42 84	146	1862	1954	2324	2502	2836	3851	4457
R 42 96 302DC228	42 96	162	2146	2262	2724	2946	3364	4633	5391
R 42 120 302DC228	42 120	186	2378	2522	3100	3378	3900	5486	6433
R 42 144 302DC228	42 144	210	2794	2990	3776	4154	4864	7021	8309
R 42 168 302DC328	*42 168	266	3643	3862	4741	5163	5957	8367	9807
R 42 192 302DC328	*42 192	302	3828	4070	5041	5508	6385	9050	10641
R 42 240 302DC328	*42 240	358	4197	4486	5642	6197	7242	10414	12309

*Base consists of a 3 leg set.

Fieri Series

Options

Heavy Duty Casters, (table height remains at 29" with casters)	320.00 list per table
Ganging Mini Quick Lock	160.00 list per table
Polished Chrome Upcharge	120.00 list per table
Satin Nickel Upcharge	250.00 list per table
VWM Vertical wire management PVC (black finish)	45.00 list per leg
VWM2 Vertical wire management Metal (any standard Cape finish)	85.00 list per leg

*** Tables over 120" long** are subject to the following packaging charges (one time charge):
 1 - 6 tables - \$150 net
 6 or more tables - \$300 net

* Pricing based on standard power epoxy base finished from Cape standard selection. Other colors available on request.

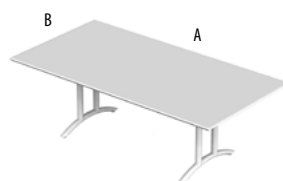
* Tables over 72" include a steel support bar

* Standard table height is 29.5" from floor to surface unless otherwise specified.

* For Power, Data and additional Accessories, refer to Accessories page.

√ For available colors, finishes and grade pricing, see Cape Table Finish Guide.

Rectangular



Model #	Size A x B	WT	VS1	ST1	ST2	ST3	ST4	ST5	ST6
R 48 60 302DCMP	48 60	116	1283	1340	1572	1683	1892	2526	2905
R 48 72 302DCMP	48 72	132	1375	1444	1722	1855	2106	2867	3322
R 48 84 302DC228	48 84	162	1862	1954	2324	2502	2836	3851	4457
R 48 96 302DC228	48 96	178	2146	2262	2724	2946	3364	4633	5391
R 48 120 302DC228	48 120	210	2378	2522	3100	3378	3900	5486	6433
R 48 144 302DC228	48 144	242	2794	2990	3776	4154	4864	7021	8309
R 48 168 302DC328	*48 168	302	3643	3862	4741	5163	5957	8367	9807
R 48 192 302DC328	*48 192	334	3828	4070	5041	5508	6385	9050	10641
R 48 240 302DC328	*48 240	398	4197	4486	5642	6197	7242	10414	12309

*Base consists of a 3 leg set

Model #	Size A x B	WT	VS1	ST1	ST2	ST3	ST4	ST5	ST6
R 60 84 302DC228	60 84	190	2046	2162	2624	2846	3264	4533	5291
R 60 96 302DC228	60 96	210	2378	2522	3100	3378	3900	5486	6433
R 60 120 302DC228	60 120	250	2709	2882	3575	3909	4535	6439	7575
R 60 144 302DC228	60 144	290	3171	3402	4326	4771	5606	8144	9660
R 60 168 302DC328	*60 168	358	4066	4326	5366	5866	6806	9661	11366
R 60 192 302DC328	*60 192	398	4297	4586	5742	6297	7342	10514	12409
R 60 240 302DC328	*60 240	478	4875	5236	6681	7375	8681	12646	15014

*Base consists of a 3 leg set

Fieri Series

Options

Heavy Duty Casters, (table height remains at 29" with casters)	320.00	list per table
Ganging Mini Quick Lock	160.00	list per table
Polished Chrome Upcharge	120.00	list per table
Satin Nickel Upcharge	250.00	list per table
VWM Vertical wire management PVC (black finish)	45.00	list per leg
VWM2 Vertical wire management Metal (any standard Cape finish)	85.00	list per leg

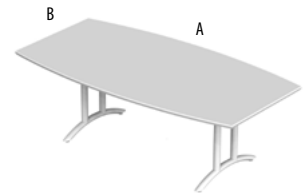
√ For available colors, finishes and grade pricing, see Cape Table Finish Guide.

Model #	Size A x B	WT	VS1	ST1	ST2	ST3	ST4	ST5	ST6
BT 48 96 302DCMP	48 96	196	1914	2038	2535	2774	3223	4587	5402
BT 48 120 302DC228	48 120	242	2447	2600	3212	3507	4060	5742	6746
BT 48 144 302DC228	48 144	278	2863	3068	3888	4283	5024	7277	8622
BT 48 168 302DC328	*48 168	342	3735	3966	4891	5335	6171	8708	10224
<i>*Base consists of a 3 leg set</i>									
BT 60 120 302DC232	60 120	282	2847	3038	4167	4167	4857	6950	8201
BT 60 144 302DC232	60 144	330	3310	3558	5030	5030	5928	8656	10285
BT 60 168 302DC332	*60 168	406	4297	4586	6297	6297	7342	10514	12409
BT 60 192 302DC332	*60 192	446	4529	4846	6729	6729	7877	11367	13451
BT 60 240 302DC332	*60 240	538	5106	5496	7806	7806	9216	13499	16056
<i>*Base consists of a 3 leg set</i>									

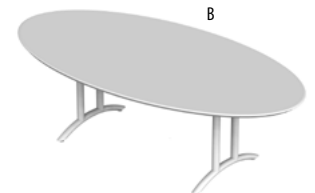
Model #	Size A x B	WT	VS1	ST1	ST2	ST3	ST4	ST5	ST6
OV 48 96 302DCMP	48 96	188	1914	2038	2535	2774	3223	4587	5402
OV 48 120 302DC228	48 120	234	2447	2600	3212	3507	4060	5742	6746
OV 60 120 302DC232	60 120	326	3512	3702	4465	4832	5521	7615	8865
OV 60 144 302DC232	60 144	378	3974	4222	5216	5694	6592	9320	10949

Model #	Size A x B	WT	VS1	ST1	ST2	ST3	ST4	ST5	ST6
RT 48 96 302DCMP	48 96	196	1914	2038	2535	2774	3223	4587	5402
RT 48 120 302DC228	48 120	242	2447	2600	3212	3507	4060	5742	6746
RT 48 144 302DC228	48 144	278	2863	3068	3888	4283	5024	7277	8622
RT 48 168 302DC328	*48 168	342	3735	3966	4891	5335	6171	8708	10224
<i>*Base consists of a 3 leg set</i>									
RT 60 120 302DC232	60 120	282	2847	3038	3801	4167	4857	6950	8201
RT 60 144 302DC232	60 144	330	3310	3558	4552	5030	5928	8656	10285
RT 60 168 302DC332	*60 168	406	4297	4586	5742	6297	7342	10514	12409
RT 60 192 302DC332	*60 192	446	4529	4846	6117	6729	7877	11367	13451
RT 60 240 302DC332	*60 240	538	5106	5496	7056	7806	9216	13499	16056
<i>*Base consists of a 3 leg set</i>									

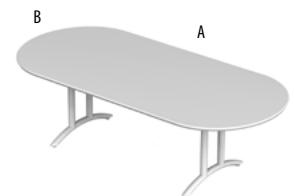
Boatshape



Oval



Racetrack



Fieri Series

Options

Equalizer Glide

10.00 list each

Swivel locking Caster (Set of 4)

75.00 list per table

300-24 Caster

75.00 list per table

Flip Top (for tables up to 60" in size)

160.00 list per table

(for larger sizes please contact Cape Contract)

Ganging Fast Lock

90.00 list per table

Polished Chrome Upcharge

60.00 list per table

Satin Nickel Upcharge

90.00 list per table

Clearcoat for exterior application

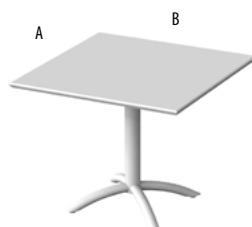
60.00 list per table

For non standard heights

40.00 (indicate height on order)
(note: Base size requires Cape approval)

√ For available colors, finishes and grade pricing, see Cape Table Finish Guide.

Square



Model #	Size A x B	WT	VS1	ST1	ST2	ST3	ST4	ST5	ST6
SQ 24 24 30423	24 24	44	499	516	586	619	682	872	986
SQ 30 30 30423	30 30	53	551	575	670	716	802	1064	1220
SQ 36 36 30428	36 36	62	585	612	722	775	874	1175	1355
SQ 42 42 30432	42 42	77	677	712	854	922	1050	1438	1671
SQ 48 48 30436	48 48	96	786	832	1017	1106	1273	1780	2083

Round



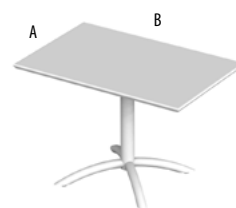
Model #	Size A x B	WT	VS1	ST1	ST2	ST3	ST4	ST5	ST6
RD 24 D 30423	24 D	48	522	542	623	662	735	957	1090
RD 30 D 30423	30 D	57	574	601	708	759	856	1149	1324
RD 36 D 30428	36 D	66	608	638	759	818	927	1261	1459
RD 42 D 30432	42 D	81	700	738	891	965	1103	1524	1775
RD 48 D 30436	48 D	100	809	858	1054	1149	1326	1866	2188

Radius/Square



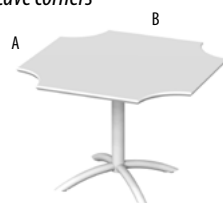
Model #	Size A x B	WT	VS1	ST1	ST2	ST3	ST4	ST5	ST6
RS 42 36 30432	42 36	92	764	810	995	1084	1251	1758	2061
RS 48 42 30436	48 42	100	809	858	1054	1149	1326	1866	2188

Rectangular



Model #	Size A x B	WT	VS1	ST1	ST2	ST3	ST4	ST5	ST6
R 30 36 30428	30 36	54	538	560	647	688	767	1005	1147
R 30 42 30432	30 42	58	596	621	722	771	862	1140	1306
R 36 42 30432	36 42	70	637	667	788	847	956	1289	1488

Concave corners



Model #	Size A x B	WT	VS1	ST1	ST2	ST3	ST4	ST5	ST6
CC 42 42 30432	42 42	108	856	914	1145	1256	1465	2099	2478
CC 48 48 30436	48 48	128	971	1040	1317	1451	1701	2463	2917

Fieri Series

Options

Equalizer Glide	10.00 list each	Ganging Fast Lock	90.00 list per table
Swivel Locking Casters, (table height remains at 29" with casters)	75.00 list per table	Polished Chrome Upcharge	100.00 list per table
300-24 Caster	75.00 list per table	Satin Nickel Upcharge	250.00 list per table
Flip Top (for larger sizes contact Cape Contract)	160.00 list per table	For non standard height ranges	160.00 (indicate height on order) (note: Base size requires Cape approval)

* Pricing based on standard power epoxy base finished from Cape standard selection. Other colors available on request.

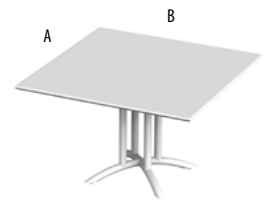
* Standard table height is 29.5" from floor to surface unless otherwise specified.

* For Power, Data and additional Accessories, refer to Accessories page.

√ For available colors, finishes and grade pricing, see Cape Table Finish Guide.

Model #	Size A x B	WT	VS1	ST1	ST2	ST3	ST4	ST5	ST6
SQ 48 48 3044C32	48 48	96	1005	1051	1236	1325	1492	2000	2303
SQ 54 54 3044C36	54 54	118	1136	1197	1439	1556	1775	2441	2839
SQ 60 60 3044C36	60 60	134	1228	1301	1590	1728	1990	2783	3256

Square



Model #	Size A x B	WT	VS1	ST1	ST2	ST3	ST4	ST5	ST6
RD 48 48 3044C32	48 48	112	1097	1155	1386	1497	1706	2341	2720
RD 54 54 3044C36	54 54	134	1228	1301	1590	1728	1990	2783	3256
RD 60 60 3044C36	60 60	154	1344	1431	1777	1944	2257	3209	3777

Round



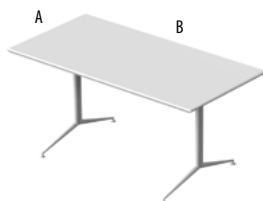
Flay Series

Options

Flip Top *for tables up to 84" W. (for larger sizes contact Cape Contract)	320.00	list per table
Ganging Fast Lock	90.00	list per table
Polished Chrome Upcharge	100.00	list per table
Satin Nickel Upcharge	250.00	list per table
Clearcoat Upcharge (for outdoor use)	80.00	list per table
For non standard heights	100.00	(indicate height on order) (note: Base size requires Cape approval)

√ For available colors, finishes and grade pricing, see Cape Table Finish Guide.

Rectangular



Model #	Size A x B	WT	VS1	ST1	ST2	ST3	ST4	ST5	ST6
R 20 36 385-20	20 36	51	623	642	717	753	821	1027	1150
R 20 42 385-20	20 42	57	658	681	773	818	901	1155	1307
R 20 48 385-20	20 48	57	658	681	773	818	901	1155	1307
R 20 54 385-20	20 54	65	704	733	849	904	1009	1326	1515
R 20 60 385-20	20 60	65	704	733	849	904	1009	1326	1515
R 20 72 385-20	20 72	73	750	785	924	990	1116	1496	1724
R 20 84 S 385-20	*20 84	81	1081	1122	1283	1361	1507	1952	2217
<i>* includes steel support stretcher to prevent bowing. Legs are inset 18" from the edge</i>									
R 24 36 385-23	24 36	55	633	652	727	763	831	1037	1160
R 24 42 385-23	24 42	61	668	691	783	828	911	1165	1316
R 24 48 385-23	24 48	61	668	691	783	828	911	1165	1316
R 24 54 385-23	24 54	69	714	743	858	914	1018	1335	1525
R 24 60 385-23	24 60	69	714	743	858	914	1018	1335	1525
R 24 72 385-23	24 72	77	760	795	933	1000	1125	1506	1733
R 24 84 S 385-23	*24 84	85	1091	1131	1293	1371	1517	1961	2227
<i>* includes steel support stretcher to prevent bowing. Legs are inset 18" from the edge</i>									
R 30 36 385-28	30 36	65	710	736	840	890	984	1270	1440
R 30 42 385-28	30 42	77	779	814	953	1019	1145	1525	1753
R 30 48 385-28	30 48	77	779	814	953	1019	1145	1525	1753
R 30 54 385-28	30 54	89	849	892	1065	1149	1305	1781	2065
R 30 60 385-28	30 60	89	849	892	1065	1149	1305	1781	2065
R 30 72 385-28	30 72	101	918	970	1178	1278	1466	2037	2378
R 30 84 S 385-28	*30 84	124	1272	1333	1576	1692	1912	2578	2976
<i>* includes steel support stretcher to prevent bowing. Legs are inset 18" from the edge</i>									
R 36 48 385-28	36 48	77	779	814	953	1019	1145	1525	1753
R 36 54 385-28	36 54	89	849	892	1065	1149	1305	1781	2065
R 36 60 385-28	36 60	89	849	892	1065	1149	1305	1781	2065
R 36 72 385-28	36 72	101	918	970	1178	1278	1466	2037	2378
R 36 84 S 385-28	*36 84	124	1272	1333	1576	1692	1912	2578	2976
<i>* includes steel support stretcher to prevent bowing. Legs are inset 18" from the edge</i>									

Flay Series

*Pricing based on standard power epoxy base finished from Cape standard selection. Other colors available on request.

*Standard table height is 29.5" from floor to surface unless otherwise specified. *For Power, Data and additional Accessories, refer to Accessories page.

√For available colors, finishes and grade pricing, see Cape Table Finish Guide.

Model #	Size A x B	WT	VS1	ST1	ST2	ST3	ST4	ST5	ST6
R2R 24 72 385-23	24 72	86	806	847	1008	1086	1232	1677	1942
R2R 24 84 385-23	24 84	94	852	899	1084	1172	1340	1847	2150
R2R 24 96 385-23	24 96	106	922	977	1196	1302	1500	2103	2463
R2R 30 72 385-28	30 72	98	895	944	1141	1235	1413	1952	2274
R2R 30 84 385-28	30 84	106	941	996	1216	1321	1520	2122	2482
R2R 30 96 S 385-28	*30 96	134	1318	1385	1651	1778	2019	2748	3184
R2R 36 72 385-28	36 72	110	964	1022	1253	1364	1573	2208	2587
R2R 36 84 385-28	36 84	122	1034	1100	1366	1494	1734	2463	2899
R2R 36 96 S 385-28	*36 96	150	1411	1489	1801	1951	2233	3089	3601

*includes steel support stretcher to prevent bowing

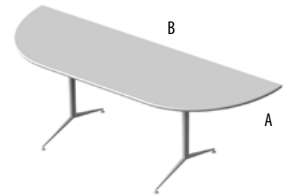
Model #	Size A x B	WT	VS1	ST1	ST2	ST3	ST4	ST5	ST6
REL 24 60 385-23	24 60	70	714	743	858	914	1018	1335	1525
REL 24 72 385-23	24 72	78	760	795	933	1000	1125	1506	1733
REL 30 60 385-28	30 60	90	826	866	1028	1106	1252	1696	1961
REL 30 72 385-28	30 72	100	883	931	1122	1213	1386	1909	2222
REL 30 84 385-28	30 84	110	941	996	1216	1321	1520	2122	2482
REL 36 60 385-28	36 60	100.4	886	934	1126	1218	1391	1918	2232
REL 36 72 385-28	36 72	114	964	1022	1253	1364	1573	2208	2587
REL 36 84 385-28	*36 84	137	1318	1385	1651	1778	2019	2748	3184

*includes steel support stretcher to prevent bowing. Legs are inset 18" from the edge

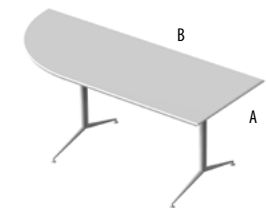
RER 24 60 385-23	24 60	70	714	743	858	914	1018	1335	1525
RER 24 72 385-23	24 72	78	760	795	933	1000	1125	1506	1733
RER 30 60 385-28	30 60	90	826	866	1028	1106	1252	1696	1961
RER 30 72 385-28	30 72	100	883	931	1122	1213	1386	1909	2222
RER 30 84 385-28	30 84	110	941	996	1216	1321	1520	2122	2482
RER 36 60 385-28	36 60	100.4	886	934	1126	1218	1391	1918	2232
RER 36 72 385-28	36 72	114	964	1022	1253	1364	1573	2208	2587
RER 36 84 385-28	*36 84	137	1318	1385	1651	1778	2019	2748	3184

*includes steel support stretcher to prevent bowing. Legs are inset 18" from the edge

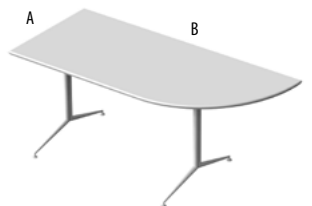
Radius 2 Ends



Radius End Left



Radius End Right



Flay Series

Options

Flip Top *for tables up to 84" W. (for larger sizes contact Cape Contract)	320.00	list per table
Ganging Fast Lock	90.00	list per table
Polished Chrome Upcharge	100.00	list per table
Satin Nickel Upcharge	250.00	list per table
Clearcoat Upcharge (for outdoor use)	80.00	list per table
For non standard heights	100.00	(indicate height on order) (note: Base size requires Cape approval)

* Pricing based on standard power epoxy base finished from Cape standard selection. Other colors available on request.

* Standard table height is 29.5" from floor to surface unless otherwise specified. * For Power, Data and additional Accessories, refer to Accessories page.

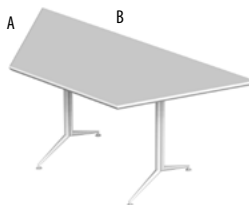
√ For available colors, finishes and grade pricing, see Cape Table Finish Guide.

Half Round



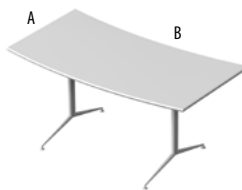
Model #	Size A x B	WT	VS1	ST1	ST2	ST3	ST4	ST5	ST6
HR 24 48 385-20	24 48	66	681	707	811	861	955	1240	1411
HR 30 60 385-23	30 60	86	806	847	1008	1086	1232	1677	1942
HR 36 72 385-28	36 72	114	964	1022	1253	1364	1573	2208	2587

Trapazoid



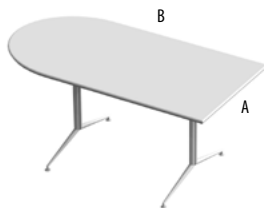
Model #	Size A x B	WT	VS1	ST1	ST2	ST3	ST4	ST5	ST6
TR 24 48 385-20	24 48	64	681	707	811	861	955	1240	1411
TR 30 60 385-23	30 60	84	806	847	1008	1086	1232	1677	1942
TR 36 72 385-28	36 72	112	964	1022	1253	1364	1573	2208	2587

Wave



Model #	Size A x B	WT	VS1	ST1	ST2	ST3	ST4	ST5	ST6
WV 24 60 385-23	24 60	82	783	821	971	1043	1179	1591	1838
WV 24 72 385-23	24 72	86	806	847	1008	1086	1232	1677	1942
WV 30 60 385-28	30 60	92	837	879	1047	1127	1279	1739	2013
WV 30 72 385-28	30 72	102	895	944	1141	1235	1413	1952	2274
WV 36 60 385-28	36 60	106	918	970	1178	1278	1466	2037	2378
WV 36 72 S 385-28	*36 72	114	964	1022	1253	1364	1573	2208	2587

Bullet



Model #	Size A x B	WT	VS1	ST1	ST2	ST3	ST4	ST5	ST6
BU 24 60 385-23	24 60	78	760	795	933	1000	1125	1506	1733
BU 30 48 385-28	30 48	82	779	814	953	1019	1145	1525	1753
BU 30 60 385-28	30 60	90	826	866	1028	1106	1252	1696	1961
BU 30 72 385-28	36 72	100	883	931	1122	1213	1386	1909	2222
BU 36 48 385-28	36 48	90	826	866	1028	1106	1252	1696	1961
BU 36 60 385-28	36 60	102	895	944	1141	1235	1413	1952	2274
BU 36 72 385-28	36 72	114	964	1022	1253	1364	1573	2208	2587

Flay Series

Options

Ganging Fast Lock	90.00	list per table
Polished Chrome Upcharge	100.00	list per table
Satin Nickel Upcharge	250.00	list per table
Clearcoat Upcharge (for outdoor use)	80.00	list per table
For non standard heights	100.00	(indicate height on order) (note: Base size requires Cape approval)

* Pricing based on standard power epoxy base finished from Cape standard selection. Other colors available on request.

* Garvin tables adjust from 26"H to 34"H (top included).

* For Power, Data and additional Accessories, refer to Accessories page.

√ For available colors, finishes and grade pricing, see Cape Table Finish Guide.

Model #	Size A x B	WT	VS1	ST1	ST2	ST3	ST4	ST5	ST6
BT 36 72 385-28	36 72	118	1123	1183	1426	1543	1762	2428	2826
BT 36 84 S 385-28	*36 84	141	1322	1391	1669	1802	2053	2814	3269

* includes steel support stretcher to prevent bowing. Legs are inset 18" from the edge

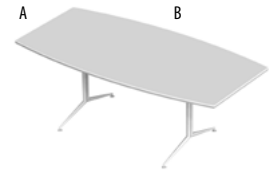
Model #	Size A x B	WT	VS1	ST1	ST2	ST3	ST4	ST5	ST6
OV 36 72 385-28	36 72	118	1123	1183	1426	1543	1762	2428	2826
OV 36 84 S 385-28	*36 84	141	1322	1391	1669	1802	2053	2814	3269

* includes steel support stretcher to prevent bowing. Legs are inset 18" from the edge

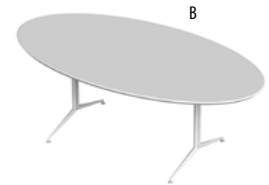
Model #	Size A x B	WT	VS1	ST1	ST2	ST3	ST4	ST5	ST6
RT 36 72 385-28	36 72	118	1123	1183	1426	1543	1762	2428	2826
RT 36 84 S 385-28	*36 84	141	1322	1391	1669	1802	2053	2814	3269

* includes steel support stretcher to prevent bowing. Legs are inset 18" from the edge

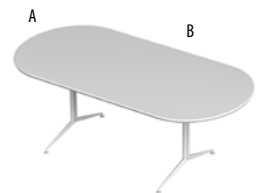
Boatshape



Oval



Racetrack



Flay Series

Options

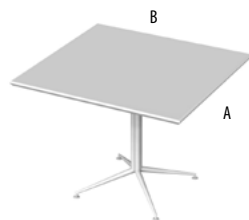
Flip Top	160.00	list per table
<i>(for larger sizes, contact Cape Contract)</i>		
Ganging Fast Lock	90.00	list per table
Polished Chrome Upcharge	100.00	list per table
Satin Nickel Upcharge	250.00	list per table
Clearcoat for exterior application	80.00	list per table
For non standard heights	100.00	(indicate height on order)

* Pricing based on standard power epoxy base finished from Cape standard selection. Other colors available on request.

* Garvin tables adjust from 26"H to 34"H (top included). * For Power, Data and additional Accessories, refer to Accessories page.

√ For available colors, finishes and grade pricing, see Cape Table Finish Guide.

Square



Model #	Size A x B	WT	VS1	ST1	ST2	ST3	ST4	ST5	ST6
SQ 24 24 385-23	24 24	46	549	566	636	669	732	922	1036
SQ 30 30 385-28	30 30	55	620	644	739	785	871	1133	1289
SQ 36 36 385-28	36 36	63	649	676	786	839	938	1239	1419
SQ 42 42 385-32	42 42	79	732	768	909	977	1105	1494	1726

Round



Model #	Size A x B	WT	VS1	ST1	ST2	ST3	ST4	ST5	ST6
RD 24 24 385-23	24 D	50	572	592	673	712	785	1007	1140
RD 30 30 385-23	30 D	59	624	651	758	809	906	1199	1374
RD 36 36 385-28	36 D	67	672	702	824	882	992	1325	1524
RD 42 42 385-32	42 D	83	755	794	947	1020	1159	1579	1830

Radius Square



Model #	Size A x B	WT	VS1	ST1	ST2	ST3	ST4	ST5	ST6
RS 42 36 385-28	4242 3636	89	799	845	1030	1119	1286	1794	2097
RS 48 42 385-32	4848 4242	98	842	891	1088	1182	1360	1899	2221

Rectangular



Model #	Size A x B	WT	VS1	ST1	ST2	ST3	ST4	ST5	ST6
R 30 36 385-28	30 36	55	603	624	711	753	831	1069	1211
R 30 42 385-28	30 42	60	631	657	758	806	898	1175	1341
R 36 42 385-32	36 42	72	692	722	843	902	1011	1344	1543



Custom Table

Gundy Series

Options

Equalizer Glide 10.00 list each
 Custom wood finish (one time charge) 250.00 list per table

* Pricing based on standard power epoxy base finished from Cape standard selection. Other colors available on request.

* Solid wood detail available in any Cape standard finish.

* Leg consists of a metal channel with a solid beech leg insert.

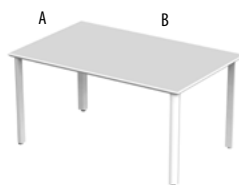
* Pricing based on standard power epoxy base finished from Cape standard selection. Other colors available on request.

* Garvin tables adjust from 26"H to 34"H (top included).

* For Power, Data and additional Accessories, refer to Accessories page.

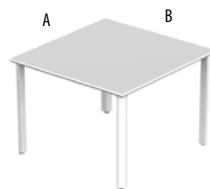
√ For available colors, finishes and grade pricing, see Cape Table Finish Guide.

Rectangular



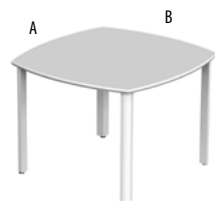
Model #	Size A x B	WT	VS1	ST1	ST2	ST3	ST4	ST5	ST6
R 30 48 480	30 48	65	1130	1165	1303	1370	1495	1876	2103
R 30 54 480	30 54	70	1199	1243	1416	1499	1656	2132	2416
R 30 60 480	30 60	75	1199	1243	1416	1499	1656	2132	2416
R 30 72 480	30 72	80	1269	1321	1529	1629	1817	2388	2729
R 36 48 480	36 48	70	1130	1165	1303	1370	1495	1876	2103
R 36 54 480	36 54	75	1199	1243	1416	1499	1656	2132	2416
R 36 60 480	36 60	80	1199	1243	1416	1499	1656	2132	2416
R 36 72 480	36 72	85	1269	1321	1529	1629	1817	2388	2729
R 42 60 480	42 60	85	1315	1373	1604	1715	1924	2558	2937
R 42 54 480	42 72	90	1407	1477	1754	1887	2138	2899	3354
R 48 60 480	48 60	92	1315	1373	1604	1715	1924	2558	2937
R 48 72 480	48 72	98	1407	1477	1754	1887	2138	2899	3354

Square



Model #	Size A x B	WT	VS1	ST1	ST2	ST3	ST4	ST5	ST6
SQ 36 36 480	36 36	65	1222	1269	1453	1542	1709	2217	2520
SQ 42 42 480	42 42	80	1338	1399	1641	1758	1977	2643	3041
SQ 48 48 480	48 48	95	1430	1503	1791	1930	2191	2984	3458

Radius Square



Model #	Size A x B	WT	VS1	ST1	ST2	ST3	ST4	ST5	ST6
RS 42 36 480	4242 3636	80	1222	1269	1453	1542	1709	2217	2520
RS 48 42 480	4848 4242	95	1245	1295	1491	1585	1763	2302	2624

Options

- * **Tops are 3/4" thick with black PVC edge only.**
- * **Black base finish.**
- * **Other colors available on request.**

* *Standard table height is 29.5" from floor to surface unless otherwise specified.*
 * *For Power, Data and additional Accessories, refer to Accessories page.*
 ✓ *For available colors, finishes and grade pricing, see Cape Table Finish Guide.*

990 Series
 Side stacking table truck
 1200 list



980 Series
 Flat stacking table truck
 1200 list



Hall Series

Model #	Size A x B	WT	VS1	ST1	N/A	N/A	N/A	N/A	N/A
R 18 60 60	18 60	40	408	437					
R 18 72 60	18 72	46	454	489					
R 18 84 60	18 84	55	523	567					
R 18 96 60	18 96	58	547	593					

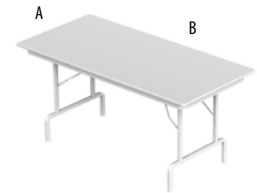
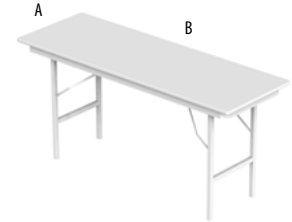
Model #	Size A x B	WT	VS1	ST1	N/A	N/A	N/A	N/A	N/A
R 24 60 50	24 60	45	408	437					
R 24 72 50	24 72	51	454	489					
R 24 84 50	24 84	60	523	567					
R 24 96 50	24 96	63	547	593					

R 30 60 50	30 60	48	431	463					
R 30 72 50	30 72	54	477	515					
R 30 84 50	30 84	63	547	593					
R 30 96 50	30 96	69	593	645					

R 36 60 50	36 60	60	523	567					
R 36 72 50	36 72	69	593	645					
R 36 84 50	36 84	78	662	723					
R 36 96 50	36 96	87	731	801					

Model #	Size A x B	WT	VS1	ST1	N/A	N/A	N/A	N/A	N/A
RD 48 48 50	48 48	61	570	619					
RD 60 60 50	60 60	88	778	853					
RD 72 72 50	72 72	121	1032	1139					

Rectangular



Round



Hatteras Series

Options

Bar Height (40"H)- 60.00 list per table

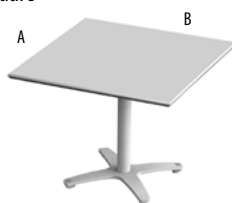
*Tops are priced with a stainless steel cladding wrapped over water treated core.

*Model 3102 tops are offered in exterior grade phenolic.

*Pricing based on polished stainless steel finish.

√ For available colors, finishes and grade pricing, see Cape Table Finish Guide.

Sqaure



Model #	Size A x B	WT	VS1	ST1	ST2	ST3	ST4	ST5	ST6
SQ 24 24 AS	24 24	45	565
SQ 32 32 AS	32 32	48	705

Round

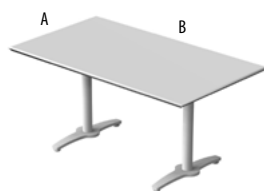


* 3 prong base

Model #	Size A x B	WT	VS1	ST1	ST2	ST3	ST4	ST5	ST6
RD 24 24 AR	*24 24	46	525
RD 32 32 AR	32 32	51	705

* 3 prong base

Rectangular



Model #	Size A x B	WT	VS1	ST1	ST2	ST3	ST4	ST5	ST6
R 24 48 RR	24 48	66	760	.	.
R 24 54 RR	24 54	74	867	.	.
R 24 60 RR	24 60	74	867	.	.
R 24 72 RR	24 72	82	974	.	.
R 30 48 RR	30 48	82	974	.	.
R 30 54 RR	30 54	94	1135	.	.
R 30 60 RR	30 60	94	1135	.	.
R 30 72 RR	30 72	106	1296	.	.

Options

Wire management access door

275.00 list per table

Lock for wire management access door

75.00 list per table

*** Tables over 120" long are subject to the following packaging charges (one time charge):**
 1 - 6 tables - \$150 net / 6 or more tables - \$300 net

*** Bases are in any Cape standard high pressure laminate. Other laminates or veneer is available on request.**

** Tops over 120" long are tite joint fastened and shipped in 2 pieces unless otherwise specified.*

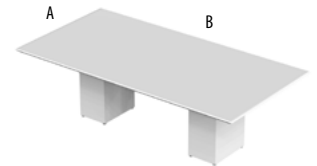
** Standard table height is 29.5" from floor to surface unless otherwise specified. * For Power, Data and additional Accessories, refer to Accessories page.*

√ For available colors, finishes and grade pricing, see Cape Table Finish Guide.

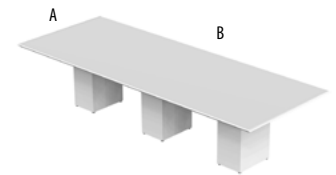
Heuwer Series

Model #	Size A x B	WT	VS1	ST1	ST2	ST3	ST4	ST5	ST6
R 42 84 690-1812-2	42 84	220	1614	1706	2076	2254	2588	3603	4209
R 42 96 690-1812-2	42 96	236	1998	2114	2576	2798	3216	4485	5243
R 42 120 690-1812-2	42 120	264	2430	2574	3152	3430	3952	5538	6485
R 42 144 690-1812-2-SS	42 144	320	2996	3192	3978	4356	5066	7223	8511
R 42 168 690-1812-2-SS	42 168	400	3617	3837	4715	5137	5931	8342	9782
R 42 192 690-1812-2-SS	42 192	432	3802	4045	5016	5482	6360	9024	10616
R 42 240 690-1812-2-SS	42 240	488	4172	4461	5617	6172	7217	10389	12283
<i>* 1812-2 (indicates 2 bases), 1812-3 (indicates 3 bases), SS indicates support stretchers</i>									
R 48 84 690-1812-2	48 84	232	1614	1706	2076	2254	2588	3603	4209
R 48 96 690-1812-2	48 96	268	1998	2114	2576	2798	3216	4485	5243
R 48 120 690-1812-2	48 120	288	2230	2374	2952	3230	3752	5338	6285
R 48 144 690-1812-2-SS	48 144	340	2996	3192	3978	4356	5066	7223	8511
R 48 168 690-1812-3-SS	48 168	432	3617	3837	4715	5137	5931	8342	9782
R 48 192 690-1812-3-SS	48 192	472	3802	4045	5016	5482	6360	9024	10616
R 48 240 690-1812-3-SS	48 240	540	4172	4461	5617	6172	7217	10389	12283
<i>* 1812-2 (indicates 2 bases), 1812-3 (indicates 3 bases), SS indicates support stretchers</i>									
R 54 84 690-1812-2	54 84	280	1914	2044	2564	2814	3284	4711	5564
R 54 96 690-1812-2	54 96	300	2230	2374	2952	3230	3752	5338	6285
R 54 120 690-1812-2	54 120	320	2461	2634	3327	3661	4287	6191	7327
R 54 144 690-1812-3-SS	54 144	380	3273	3504	4428	4873	5708	8246	9762
R 54 168 690-1812-3-SS	54 168	480	3941	4201	5241	5741	6681	9536	11241
R 54 192 690-1812-3-SS	54 192	520	4172	4461	5617	6172	7217	10389	12283
R 54 240 690-1812-3-SS	54 240	600	4750	5111	6555	7250	8555	12521	14889
<i>* 1812-2 (indicates 2 bases), 1812-3 (indicates 3 bases), SS indicates support stretchers</i>									
R 60 96 690-2412-2	60 96	300	2311	2455	3033	3311	3833	5419	6366
R 60 120 690-2412-2	60 120	320	2542	2715	3408	3742	4368	6272	7408
R 60 144 690-2412-2-SS	60 144	380	3354	3585	4509	4954	5789	8327	9843
R 60 168 690-2412-2-SS	60 168	480	4063	4323	5363	5863	6803	9658	11363
R 60 192 690-2412-2-SS	60 192	520	4294	4583	5739	6294	7339	10511	12405
R 60 240 690-2412-2-SS	60 240	600	4872	5233	6677	7372	8677	12643	15011
<i>* 1812-2 (indicates 2 bases), 1812-3 (indicates 3 bases), SS indicates support stretchers</i>									

Rectangular



690-1812-2



690-1812-3

Heuwer Series

Options

Wire management access door

275.00 list per table

Lock for wire management access door

75.00 list per table

* Tables over 120" long are subject to

the following packaging charges (one time charge):

1 - 6 tables - \$150 net / 6 or more tables - \$300 net

* Bases are in any Cape standard high pressure laminate. Other laminates or veneer is available on request.

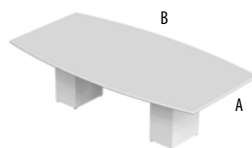
* Tops over 120" long are tite joint fastened and shipped in 2 pieces unless otherwise specified.

* Standard table height is 29.5" from floor to surface unless otherwise specified.

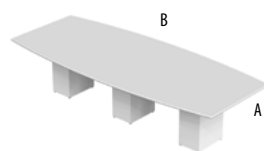
* For Power, Data and additional Accessories, refer to Accessories page.

√ For available colors, finishes and grade pricing, see Cape Table Finish Guide.

Boatshape



690-1812-2



690-1812-3

Model #	Size A x B	WT	VS1	ST1	ST2	ST3	ST4	ST5	ST6
BT 42 84 690-1812-2	42 84	220	2014	2106	2476	2654	2988	4003	4609
BT 42 96 690-1812-2	42 96	236	2198	2314	2776	2998	3416	4685	5443
BT 42 120 690-1812-2	42 120	264	2430	2574	3152	3430	3952	5538	6485
BT 42 144 690-1812-2-SS	42 144	320	3296	3492	4278	4656	5366	7523	8811
BT 42 168 690-1812-2-SS	42 168	400	3917	4137	5015	5437	6231	8642	10082
BT 42 192 690-1812-2-SS	42 192	432	4102	4345	5316	5782	6660	9324	10916
BT 42 240 690-1812-2-SS	42 240	488	4472	4761	5917	6472	7517	10689	12583
* 1812-2 (indicates 2 bases), 1812-3 (indicates 3 bases), SS indicates support stretchers									
BT 48 84 690-1812-2	48 84	232	2014	2106	2654	2654	2988	4003	4609
BT 48 96 690-1812-2	48 96	268	2198	2314	2998	2998	3416	4685	5443
BT 48 120 690-1812-2	48 120	288	2430	2574	3430	3430	3952	5538	6485
BT 48 144 690-1812-2-SS	48 144	340	3296	3492	4656	4656	5366	7523	8811
BT 48 168 690-1812-3-SS	48 168	432	3917	4137	5437	5437	6231	8642	10082
BT 48 192 690-1812-3-SS	48 192	472	4102	4345	5782	5782	6660	9324	10916
BT 48 240 690-1812-3-SS	48 240	540	4472	4761	6472	6472	7517	10689	12583
* 1812-2 (indicates 2 bases), 1812-3 (indicates 3 bases), SS indicates support stretchers									
BT 54 84 690-1812-2	54 84	280	2237	2370	2902	3157	3638	5097	5968
BT 54 96 690-1812-2	54 96	300	2330	2474	3052	3330	3852	5438	6385
BT 54 120 690-1812-2	54 120	320	2561	2734	3427	3761	4387	6291	7427
BT 54 144 690-1812-2-SS	54 144	380	3723	3954	4878	5323	6158	8696	10212
BT 54 168 690-1812-3-SS	54 168	480	4391	4651	5691	6191	7131	9986	11691
BT 54 192 690-1812-3-SS	54 192	520	4622	4911	6067	6622	7667	10839	12733
BT 54 240 690-1812-3-SS	54 240	600	5200	5561	7005	7700	9005	12971	15339
* 1812-2 (indicates 2 bases), 1812-3 (indicates 3 bases), SS indicates support stretchers									
BT 60 96 690-2412-2	60 96	300	2411	2555	3133	3411	3933	5519	6466
BT 60 120 690-2412-2	60 120	320	2642	2815	3508	3842	4468	6372	7508
BT 60 144 690-2412-2-SS	60 144	380	3804	4035	4959	5404	6239	8777	10293
BT 60 168 690-2412-2-SS	60 168	480	4513	4773	5813	6313	7253	10108	11813
BT 60 192 690-2412-2-SS	60 192	520	4744	5033	6189	6744	7789	10961	12855
BT 60 240 690-2412-2-SS	60 240	600	5322	5683	7127	7822	9127	13093	15461
* 1812-2 (indicates 2 bases), 1812-3 (indicates 3 bases), SS indicates support stretchers									

*Tops over 120" long are tite joint fastened and shipped in 2 pieces unless otherwise specified.

*Standard table height is 29.5" from floor to surface unless otherwise specified.

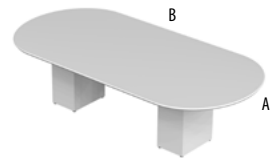
*For Power, Data and additional Accessories, refer to Accessories page.

√ For available colors, finishes and grade pricing, see Cape Table Finish Guide.

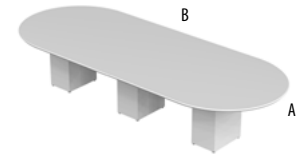
Heuwer Series

Model #	Size A x B	WT	VS1	ST1	ST2	ST3	ST4	ST5	ST6
RT 42 84 690-1812-2	42 84	220	2014	2106	2476	2654	2988	4003	4609
RT 42 96 690-1812-2	42 96	236	2198	2314	2776	2998	3416	4685	5443
RT 42 120 690-1812-2	42 120	264	2430	2574	3152	3430	3952	5538	6485
RT 42 144 690-1812-2-SS	42 144	320	3296	3492	4278	4656	5366	7523	8811
RT 42 168 690-1812-2-SS	42 168	400	3917	4137	5015	5437	6231	8642	10082
RT 42 192 690-1812-2-SS	42 192	432	4102	4345	5316	5782	6660	9324	10916
RT 42 240 690-1812-2-SS	42 240	488	4472	4761	5917	6472	7517	10689	12583
* 1812-2 (indicates 2 bases), 1812-3 (indicates 3 bases), SS indicates support stretchers									
RT 48 84 690-1812-2	48 84	232	2014	2106	2476	2654	2988	4003	4609
RT 48 96 690-1812-2	48 96	268	2198	2314	2776	2998	3416	4685	5443
RT 48 120 690-1812-2	48 120	288	2430	2574	3152	3430	3952	5538	6485
RT 48 144 690-1812-2-SS	48 144	340	3296	3492	4278	4656	5366	7523	8811
RT 48 168 690-1812-3-SS	48 168	432	3917	4137	5015	5437	6231	8642	10082
RT 48 192 690-1812-3-SS	48 192	472	4102	4345	5316	5782	6660	9324	10916
RT 48 240 690-1812-3-SS	48 240	540	4472	4761	5917	6472	7517	10689	12583
* 1812-2 (indicates 2 bases), 1812-3 (indicates 3 bases), SS indicates support stretchers									
RT 54 84 690-1812-2	54 84	280	2237	2370	2902	3157	3638	5097	5968
RT 54 96 690-1812-2	54 96	300	2330	2474	3052	3330	3852	5438	6385
RT 54 120 690-1812-2	54 120	320	2561	2734	3427	3761	4387	6291	7427
RT 54 144 690-1812-2-SS	54 144	380	3723	3954	4878	5323	6158	8696	10212
RT 54 168 690-1812-3-SS	54 168	480	4391	4651	5691	6191	7131	9986	11691
RT 54 192 690-1812-3-SS	54 192	520	4622	4911	6067	6622	7667	10839	12733
RT 54 240 690-1812-3-SS	54 240	600	5200	5561	7005	7700	9005	12971	15339
* 1812-2 (indicates 2 bases), 1812-3 (indicates 3 bases), SS indicates support stretchers									
RT 60 96 690-2412-2	60 96	300	2411	2555	3133	3411	3933	5519	6466
RT 60 120 690-2412-2	60 120	320	2642	2815	3508	3842	4468	6372	7508
RT 60 144 690-2412-2-SS	60 144	380	3804	4035	4959	5404	6239	8777	10293
RT 60 168 690-2412-2-SS	60 168	480	4513	4773	5813	6313	7253	10108	11813
RT 60 192 690-2412-2-SS	60 192	520	4744	5033	6189	6744	7789	10961	12855
RT 60 240 690-2412-2-SS	60 240	600	5322	5683	7127	7822	9127	13093	15461
* 1812-2 (indicates 2 bases), 1812-3 (indicates 3 bases), SS indicates support stretchers									

Racetrack



690-1812-2



690-1812-3

Heuwer Series

Options

Wire management access door 275.00 list per table

Lock for wire management access door 75.00 list per table

* Tables over 120" long are subject to the following packaging charges (one time charge):
1 - 6 tables - \$150 net / 6 or more tables - \$300 net

* Bases are in any Cape standard high pressure laminate. Other laminates or veneer is available on request.

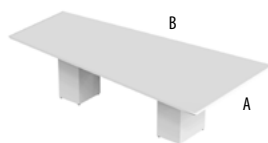
* Tops over 120" long are tite joint fastened and shipped in 2 pieces unless otherwise specified.

* Standard table height is 29.5" from floor to surface unless otherwise specified.

* For Power, Data and additional Accessories, refer to Accessories page.

√ For available colors, finishes and grade pricing, see Cape Table Finish Guide.


Wedge



Model #	Size A x B	WT	VS1	ST1	ST2	ST3	ST4	ST5	ST6
WD 42 96 690-W2-2	60 96	251	1964	2065	2469	2664	3029	4140	4803
WD 42 120 690-W2-2	60 120	279	2241	2377	2920	3181	3672	5163	6053
WD 42 144 690-W2-2-SS	60 144	335	2892	3065	3758	4092	4718	6622	7758
WD 42 168 690-W2-3-SS	60 168	415	3601	3803	4612	5001	5732	7952	9279

* 1812-2 (indicates 2 bases), 1812-3 (indicates 3 bases), SS indicates support stretchers

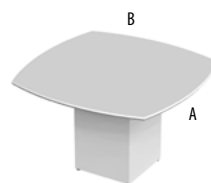
Square



Model #	Size A x B	WT	VS1	ST1	ST2	ST3	ST4	ST5	ST6
SQ 42 42 S 690-18	42 42	129	925	971	1156	1245	1412	1919	2223
SQ 48 48 S 690-18	48 48	129	925	971	1156	1245	1412	1919	2223
SQ 54 54 S 690-24	54 54	175	1183	1255	1544	1683	1944	2737	3211
SQ 60 60 S 690-24	60 60	175	1183	1255	1544	1683	1944	2737	3211

* 1812-2 (indicates 2 bases), 1812-3 (indicates 3 bases), SS indicates support stretchers

Radius Square



Model #	Size A x B	WT	VS1	ST1	ST2	ST3	ST4	ST5	ST6
RS 42 36 S 690-18	42 36	145	1017	1075	1306	1417	1626	2261	2639
RS 48 42 S 690-18	48 42	145	1017	1075	1306	1417	1626	2261	2639
RS 54 46 S 690-24	54 46	195	1298	1385	1732	1898	2212	3163	3732
RS 60 50 S 690-24	60 50	195	1298	1385	1732	1898	2212	3163	3732

* 1812-2 (indicates 2 bases), 1812-3 (indicates 3 bases), SS indicates support stretchers

* Pricing based on brushed 201 stainless steel base.

* Tops are in 12 mm thick clear tempered glass.

* Standard table height is 29.5" from floor to surface unless otherwise specified.

Jamaica Series

Model #	Size A x B	WT	VS1	ST1	ST2	ST3	ST4	ST5	ST6
RD 36 36 BCT53	36 36	86	975
RD 44 44 BCT52	44 44	96	1080

Model #	Size A x B	WT	VS1	ST1	ST2	ST3	ST4	ST5	ST6
RD 28 28 BTT41	*28 28	86	1150

*42" H

Model #	Size A x B	WT	VS1	ST1	ST2	ST3	ST4	ST5	ST6
RD 40 40 BCJ60	*40 40	90	925

*18" H

Model #	Size A x B	WT	VS1	ST1	ST2	ST3	ST4	ST5	ST6
OV 44 63 BCT51	44 63	150	1800

Round



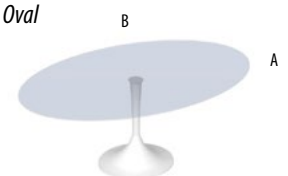
Round Bar Height



Round Coffee Height



Oval



Kennedy Series

Options

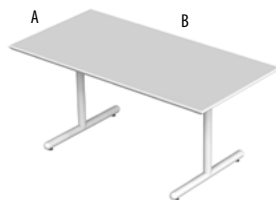
Equalizer Glide	10.00 list each	Ganging Fast Lock	90.00 list per table
Swivel locking Caster (Set of 4)	75.00 list per table	Polished Chrome Upcharge	100.00 list per table
100-10 Concealed Caster/Glide	70.00 list per table	Satin Nickel Upcharge	250.00 list per table
100-20 Concealed Caster/Caster	70.00 list per table	Clearcoat Upcharge (for outdoor use)	80.00 list per table
Flip Top * for tables up to 84" W.	320.00 list per table	For non standard heights	80.00 (indicate height on order)
(for larger sizes, contact Cape Contract)		Cantilevered C leg (positioned 1/3 - 2/3)	N/C (indicate on order)
		Welded Flat Endcap	N/C (indicate on order)

* Pricing based on standard power epoxy base finished from Cape standard selection. Other colors available on request.

* Standard table height is 29.5" from floor to surface unless otherwise specified. * For Power, Data and additional Accessories, refer to Accessories page.

√ For available colors, finishes and grade pricing, see Cape Table Finish Guide.

Rectangular



Model #	Size A x B	WT	VS1	ST1	ST2	ST3	ST4	ST5	ST6
R 20 36 10220	20 36	56	577	596	671	707	775	981	1104
R 20 42 10220	20 42	62	612	635	727	772	855	1109	1261
R 20 48 10220	20 48	62	612	635	727	772	855	1109	1261
R 20 54 10220	20 54	70	658	687	803	858	963	1280	1469
R 20 60 10220	20 60	70	658	687	803	858	963	1280	1469
R 20 72 10220	20 72	78	704	739	878	944	1070	1450	1678
R 20 84 S 10220	* 20 84	86	1081	1128	1313	1401	1569	2076	2379
R 20 96 S 10220	* 20 96	94	1151	1206	1425	1531	1729	2332	2692
R 20 120 S 10220	* 20 120	110	1243	1310	1575	1703	1943	2673	3109
* includes steel support stretcher to prevent bowing. Legs are inset 18" from the edge									
R 24 36 10223	24 36	60	579	598	673	709	777	983	1106
R 24 42 90223	24 42	66	614	637	729	774	857	1111	1263
R 24 48 90223	24 48	66	614	637	729	774	857	1111	1263
R 24 54 90223	24 54	74	660	689	804	860	964	1282	1471
R 24 60 90223	24 60	74	660	689	804	860	964	1282	1471
R 24 72 10223	24 72	82	706	741	879	946	1071	1452	1679
R 24 84 S 10223	*24 84	90	1083	1129	1314	1403	1570	2078	2381
R 24 96 S 10223	*24 96	98	1153	1207	1427	1533	1731	2334	2694
R 24 120 S 10223	*24 120	114	1245	1311	1577	1705	1945	2675	3111
* includes steel support stretcher to prevent bowing. Legs are inset 18" from the edge.									
R 30 36 10228	30 36	70	646	672	776	826	920	1206	1376
R 30 42 10228	30 42	82	716	750	889	956	1081	1462	1689
R 30 48 10228	30 48	82	716	750	889	956	1081	1462	1689
R 30 54 10228	30 54	94	785	828	1002	1085	1242	1718	2002
R 30 60 10228	30 60	94	785	828	1002	1085	1242	1718	2002
R 30 72 10228	30 72	106	854	906	1114	1214	1402	1973	2314
R 30 84 S 10228	*30 84	129	1278	1347	1625	1758	2009	2770	3225
R 30 96 S 10228	*30 96	141	1370	1451	1775	1930	2223	3111	3641
R 30 120 S 10228	*30 120	165	1463	1555	1925	2103	2437	3452	4058
* includes steel support stretcher to prevent bowing. Legs are inset 18" from the edge.									

Kennedy Series

Options

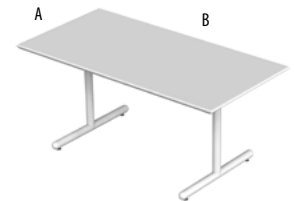
Equalizer Glide	10.00 list each	Ganging Fast Lock	90.00 list per table
Swivel locking Caster (Set of 4)	75.00 list per table	Polished Chrome Upcharge	100.00 list per table
100-10 Concealed Caster/Glide	70.00 list per table	Satin Nickel Upcharge	250.00 list per table
100-20 Concealed Caster/Caster	70.00 list per table	Clearcoat Upcharge (for outdoor use)	80.00 list per table
Flip Top * for tables up to 84" W. (for larger sizes, contact Cape Contract)	320.00 list per table	For non standard heights	80.00 (indicate height on order)
		Cantilevered C leg (positioned 1/3 - 2/3)	N/C (indicate on order)
		Welded Flat Endcap	N/C (indicate on order)

√ For available colors, finishes and grade pricing, see Cape Table Finish Guide.

continued from previous page

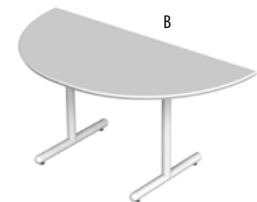
R 36 48 10228	36 48	82	716	750	889	956	1081	1462	1689
R 36 54 10228	36 54	94	785	828	1002	1085	1242	1718	2002
R 36 60 10228	36 60	94	785	828	1002	1085	1242	1718	2002
R 36 72 10228	36 72	106	854	906	1114	1214	1402	1973	2314
R 36 84 S 10228	*36 84	129	1123	1192	1470	1603	1854	2615	3070
R 36 96 S 10228	*36 96	141	1216	1296	1620	1776	2068	2956	3487
R 36 120 S 10228	*36 120	165	1308	1400	1770	1948	2282	3297	3904
* includes steel support stretcher to prevent bowing. Legs are inset 18" from the edge									
R 42 60 10228	42 60	114	901	958	1190	1301	1510	2144	2523
R 42 72 10228	42 72	130	993	1062	1340	1473	1724	2485	2940
R 42 84 S 10228	*42 84	157	1377	1478	1883	2077	2443	3553	4216
R 42 96 S 10228	*42 96	173	1493	1608	2071	2293	2711	3980	4737
R 42 120 S 10228	*42 120	205	1724	1868	2446	2724	3246	4832	5780
* includes steel support stretcher to prevent bowing. Legs are inset 18" from the edge									

Rectangular



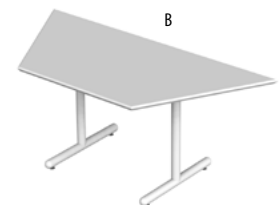
Model #	Size A x B	WT	VS1	ST1	ST2	ST3	ST4	ST5	ST6
HR 24 48 10220	24 48	66	635	661	765	815	909	1194	1365
HR 30 60 10223	30 60	86	752	793	955	1032	1179	1623	1888
HR 36 72 10228	36 72	114	901	958	1190	1301	1510	2144	2523

Half Round



Model #	Size A x B	WT	VS1	ST1	ST2	ST3	ST4	ST5	ST6
TR 24 48 10220	24 48	66	635	661	765	815	909	1194	1365
TR 30 60 10223	30 60	86	752	793	955	1032	1179	1623	1888
TR 36 72 10228	36 72	114	901	958	1190	1301	1510	2144	2523

Trapazoid



Kennedy Series

Options

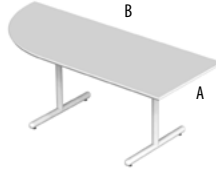
Equalizer Glide	10.00 list each	Ganging Fast Lock	90.00 list per table
Swivel locking Caster (Set of 4)	75.00 list per table	Polished Chrome Upcharge	100.00 list per table
90-10 Concealed Caster/Glide	70.00 list per table	Satin Nickel Upcharge	250.00 list per table
90-20 Concealed Caster/Caster	70.00 list per table	Clearcoat Upcharge (for outdoor use)	80.00 list per table
Flip Top * for tables up to 84" W.	320.00 list per table	For non standard heights	80.00 (indicate height on order)
(for larger sizes, contact Cape Contract)		Cantilevered C leg (positioned 1/3 - 2/3)	N/C (indicate on order)

* Pricing based on standard power epoxy base finished from Cape standard selection. Other colors available on request.

* Standard table height is 29.5" from floor to surface unless otherwise specified. * For Power, Data and additional Accessories, refer to Accessories page.

√ For available colors, finishes and grade pricing, see Cape Table Finish Guide.

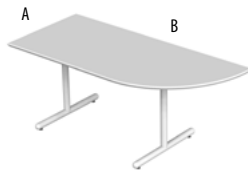
Radius End Left



Model #	Size A x B	WT	VS1	ST1	ST2	ST3	ST4	ST5	ST6
REL 24 60 10223	24 60	70	660	689	804	860	964	1282	1471
REL 24 72 10223	24 72	78	706	741	879	946	1071	1452	1679
REL 30 60 10228	30 60	90	762	802	964	1042	1188	1632	1898
REL 30 72 10228	30 72	100	820	867	1058	1150	1322	1846	2158
REL 30 84 10228	30 84	110	924	984	1227	1344	1563	2229	2627
REL 36 60 10228	36 60	100	822	870	1062	1154	1328	1854	2169
REL 36 72 10228	36 72	114	901	958	1190	1301	1510	2144	2523
REL 36 84 S 10228	*36 84	137	1169	1244	1545	1689	1961	2786	3278

* includes steel support stretcher to prevent bowing. Legs are inset 18" from the edge

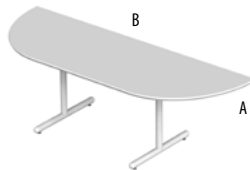
Radius End Right



Model #	Size A x B	WT	VS1	ST1	ST2	ST3	ST4	ST5	ST6
RER 24 60 10223	24 60	70	660	689	804	860	964	1282	1471
RER 30 60 10228	24 72	78	706	741	879	946	1071	1452	1679
RER 30 72 10228	30 60	86	762	802	964	1042	1188	1632	1898
RER 30 84 10228	30 72	96	820	867	1058	1150	1322	1846	2158
RER 36 60 10228	30 84	106	924	984	1227	1344	1563	2229	2627
RER 36 72 10228	36 60	96	822	870	1062	1154	1328	1854	2169
REL 36 72 10228	36 72	110	901	958	1190	1301	1510	2144	2523
RER 36 84 S 10228	*36 84	134	1169	1244	1545	1689	1961	2786	3278

* includes steel support stretcher to prevent bowing. Legs are inset 18" from the edge

Radius 2 Ends



Model #	Size A x B	WT	VS1	ST1	ST2	ST3	ST4	ST5	ST6
R2R 24 72 10223	24 72	86	752	793	955	1032	1179	1623	1888
R2R 24 84 10223	24 84	94	845	897	1105	1205	1393	1964	2305
R2R 24 96 10223	30 96	106	937	1001	1255	1377	1607	2305	2722
R2R 30 72 10228	30 72	98	831	880	1077	1171	1349	1888	2210
R2R 30 84 10228	30 84	106	947	1010	1265	1387	1617	2315	2731
R2R 30 96 S 10228	*30 96	134	1239	1322	1658	1819	2122	3041	3591
R2R 36 72 10228	36 72	110	901	958	1190	1301	1510	2144	2523
R2R 36 84 S 10228	36 84	122	1062	1140	1452	1602	1884	2741	3252
R2R 36 96 S 10228	*36 96	150	1285	1374	1733	1905	2229	3212	3799

* includes steel support stretcher to prevent bowing

Kennedy Series

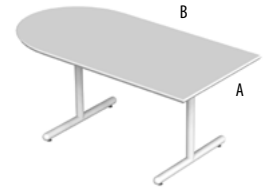
Options

Equalizer Glide	10.00 list each	Ganging Fast Lock	90.00 list per table
Swivel locking Caster (Set of 4)	75.00 list per table	Polished Chrome Upcharge	100.00 list per table
90-10 Concealed Caster/Glide	70.00 list per table	Satin Nickel Upcharge	250.00 list per table
90-20 Concealed Caster/Caster	70.00 list per table	Clearcoat Upcharge (for outdoor use)	80.00 list per table
Flip Top * for tables up to 84" W. (for larger sizes, contact Cape Contract)	320.00 list per table	For non standard heights	80.00 (indicate height on order) (note: Base size requires Cape approval)
		Cantilevered C leg (positioned 1/3 - 2/3)	N/C (indicate on order)

√ For available colors, finishes and grade pricing, see Cape Table Finish Guide.

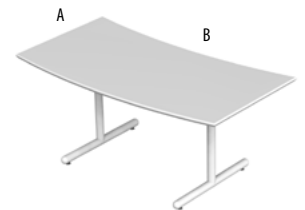
Model #	Size A x B	WT	VS1	ST1	ST2	ST3	ST4	ST5	ST6
BU 24 60 10223	24 60	78	706	741	879	946	1071	1452	1679
BU 30 48 10228	30 48	82	716	750	889	956	1081	1462	1689
BU 30 60 10228	30 60	90	762	802	964	1042	1188	1632	1898
BU 30 72 10228	30 72	100	820	867	1058	1150	1322	1846	2158
BU 36 48 10228	36 48	90	762	802	964	1042	1188	1632	1898
BU 36 60 10228	36 60	102	831	880	1077	1171	1349	1888	2210
BU 36 72 10228	36 72	114	901	958	1190	1301	1510	2144	2523

Bullet



Model #	Size A x B	WT	VS1	ST1	ST2	ST3	ST4	ST5	ST6
WV 24 60 10223	24 60	82	729	767	917	989	1125	1537	1784
WV 24 72 10223	24 72	86	752	793	955	1032	1179	1623	1888
WV 30 60 10228	30 60	92	774	815	983	1064	1215	1675	1950
WV 30 72 10228	30 72	102	831	880	1077	1171	1349	1888	2210
WV 36 60 10228	36 60	106	854	906	1114	1214	1402	1973	2314
WV 36 72 10228	36 72	114	901	958	1190	1301	1510	2144	2523

Wave



Kennedy Series

Options

100-10 Concealed Caster/Glide	70.00	list per table	Clearcoat Upcharge (for outdoor use)	80.00	list per table
100-20 Concealed Caster/ Caster	70.00	list per table	For none standard heights	80.00	(indicate height on order)
Polished Chrome Upcharge	100.00	list per table	Welded Flat Endcap	N/C	(indicate on order)
Satin Nickel Upcharge	250.00	list per table			

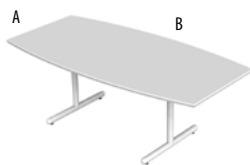
* Pricing based on standard power epoxy base finished from Cape standard selection. Other colors available on request.

* Standard table height is 29.5" from floor to surface unless otherwise specified.

* For Power, Data and additional Accessories, refer to Accessories page.

√ For available colors, finishes and grade pricing, see Cape Table Finish Guide.

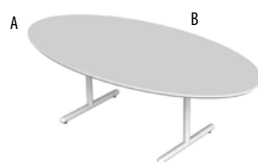
Boatshape



Model #	Size A x B	WT	VS1	ST1	ST2	ST3	ST4	ST5	ST6
BT 42 96 S 10232	*42 96	189	1738	1859	2345	2578	3017	4349	5145
BT 42 120 S 10232	*42 120	221	1969	2119	2720	3009	3552	5202	6187

* includes steel support stretcher to prevent bowing. Legs are inset 18" from the edge

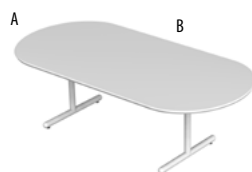
Oval



Model #	Size A x B	WT	VS1	ST1	ST2	ST3	ST4	ST5	ST6
OV 42 96 S 10232	*42 96	189	1738	1859	2345	2578	3017	4349	5145
OV 42 120 S 10232	*42 120	221	1969	2119	2720	3009	3552	5202	6187

* includes steel support stretcher to prevent bowing. Legs are inset 18" from the edge

Racetrack



Model #	Size A x B	WT	VS1	ST1	ST2	ST3	ST4	ST5	ST6
RT 42 96 S 10232	*42 96	189	1599	1703	2119	2319	2695	3837	4519
RT 42 120 S 10232	*42 120	221	1784	1911	2420	2664	3124	4520	5353

* includes steel support stretcher to prevent bowing. Legs are inset 18" from the edge

Options

Ganging Mini Quick Lock 120.00 list per table
 Polished Chrome Upcharge 200.00 list per table
 Satin Nickel Upcharge 300.00 list per table

***Tables over 120" long** are subject to the following packaging charges (one time charge):
 1 - 6 tables - \$150 net
 6 or more tables - \$300 net

√ For available colors, finishes and grade pricing, see Cape Table Finish Guide.

Kennedy Series

Model #	Size A x B	WT	VS1	ST1	ST2	ST3	ST4	ST5	ST6
R 42 60 102DCMP	42 60	113	1042	1100	1331	1442	1651	2285	2664
R 42 72 102DCMP	42 72	129	1135	1204	1481	1615	1865	2627	3081
R 42 84 102DC228	42 84	151	1625	1717	2087	2265	2599	3614	4220
R 42 96 102DC228	42 96	167	1810	1925	2388	2610	3028	4296	5054
R 42 120 102DC228	42 120	191	1971	2069	2462	2651	3006	4085	4729
R 42 144 102DC228	42 144	215	2210	2325	2788	3010	3428	4696	5454
R 42 168 102DC328	*42 168	268	2984	3120	3663	3924	4415	5906	6796
R 42 192 102DC328	*42 192	304	3392	3554	4201	4512	5097	6873	7934
R 42 240 102DC328	*42 240	360	3715	3918	4726	5115	5846	8067	9393

*Base consists of a 3 leg set

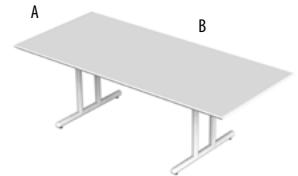
Model #	Size A x B	WT	VS1	ST1	ST2	ST3	ST4	ST5	ST6
R 48 60 102DCMP	48 60	125	1042	1100	1331	1442	1651	2285	2664
R 48 72 102DCMP	48 72	141	1135	1204	1481	1615	1865	2627	3081
R 48 84 102DC228	48 84	167	1625	1717	2087	2265	2599	3614	4220
R 48 96 102DC228	48 96	183	1810	1925	2388	2610	3028	4296	5054
R 48 120 102DC228	48 120	215	2110	2225	2688	2910	3328	4596	5354
R 48 144 102DC228	48 144	247	2395	2533	3088	3355	3856	5379	6288
R 48 168 102DC328	*48 168	304	3192	3354	4001	4312	4897	6673	7734
R 48 192 102DC328	*48 192	336	3577	3762	4501	4857	5525	7555	8768
R 48 240 102DC328	*48 240	400	3946	4178	5102	5546	6382	8920	10435

*Base consists of a 3 leg set

Model #	Size A x B	WT	VS1	ST1	ST2	ST3	ST4	ST5	ST6
R 60 84 102DC232	60 84	195	1715	1816	2221	2415	2781	3891	4554
R 60 96 102DC232	60 96	215	1931	2046	2508	2731	3148	4417	5175
R 60 120 102DC232	60 120	255	2462	2606	3184	3462	3984	5570	6517
R 60 144 102DC232	60 144	295	2793	2966	3659	3993	4619	6523	7659
R 60 168 102DC232	*60 168	360	3646	3848	4657	5046	5777	7997	9324
R 60 192 102DC232	*60 192	400	4077	4308	5233	5677	6513	9050	10566
R 60 240 102DC232	*60 240	480	4539	4828	5984	6539	7584	10756	12650

*Base consists of a 3 leg set

Rectangular



Kennedy Series

Options

Ganging Mini Quick Lock 120.00 list per table
 Polished Chrome Upcharge 200.00 list per table
 Satin Nickel Upcharge 300.00 list per table

* Tables over 120" long are subject to the following packaging charges (one time charge):
 1 - 6 tables - \$150 net / 6 or more tables - \$300 net

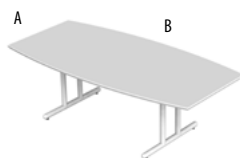
* Pricing based on standard power epoxy base finished from Cape standard selection. Other colors available on request.

* Standard table height is 29.5" from floor to surface unless otherwise specified.

* For Power, Data and additional Accessories, refer to Accessories page.

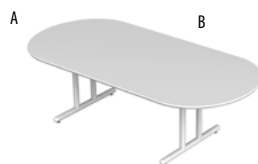
√ For available colors, finishes and grade pricing, see Cape Table Finish Guide.

Boatshape



Model # Boatshape	Size A x B	WT	VS1	ST1	ST2	ST3	ST4	ST5	ST6
BT 48 96 102DC228	48 96	205	1910	2025	2488	2710	3128	4396	5154
BT 48 120 102DC228	48 120	247	2295	2433	2988	3255	3756	5279	6188
BT 48 144 102DC228	48 144	283	2603	2767	3426	3743	4338	6146	7226
BT 48 168 102DC328	*48 168	344	3423	3614	4376	4743	5432	7526	8776
* Base consists of a 3 leg set									
BT 60 120 102DC232	60 120	287	2647	2814	3484	3807	4412	6252	7351
BT 60 144 102DC232	60 144	335	3024	3226	4035	4424	5155	7375	8702
BT 60 168 102DC332	60 168	408	3923	4160	5108	5563	6420	9021	10574
BT 60 192 102DC332	*60 192	448	4354	4620	5683	6194	7155	10073	11817
BT 60 240 102DC332	*60 240	540	4886	5218	6547	7186	8387	12035	14214
* Base consists of a 3 leg set									

Racetrack



Model # Racetrack	Size A x B	WT	VS1	ST1	ST2	ST3	ST4	ST5	ST6
RT 48 60 102DC228	48 96	205	1910	2025	2488	2710	3128	4396	5154
RT 48 72 102DC228	48 120	247	2295	2433	2988	3255	3756	5279	6188
RT 48 144 102DC228	48 144	283	2603	2767	3426	3743	4338	6146	7226
RT 48 168 102DC228	*48 168	344	3423	3614	4376	4743	5432	7526	8776
* Base consists of a 3 leg set									
RT 60 120 102DC232	60 120	287	2647	2814	3484	3807	4412	6252	7351
RT 60 144 102DC232	60 144	335	3024	3226	4035	4424	5155	7375	8702
RT 60 168 102DC232	*60 168	408	3923	4160	5108	5563	6420	9021	10574
RT 60 192 102DC232	*60 192	448	4354	4620	5683	6194	7155	10073	11817
RT 60 240 102DC232	*60 240	540	4886	5218	6547	7186	8387	12035	14214
* Base consists of a 3 leg set									

Oval



Model #	Size A x B	WT	VS1	ST1	ST2	ST3	ST4	ST5	ST6
OV 48 96 102DC228	48 96	197	1864	1973	2412	2624	3020	4226	4946
OV 48 120 102DC228	48 120	239	2248	2381	2913	3168	3649	5108	5980
OV 60 120 102DC232	60 120	303	2739	2918	3635	3979	4627	6593	7768
OV 60 144 102DC232	60 144	355	3139	3356	4223	4639	5423	7802	9223

Options

Equalizer Glide	10.00	list each	Polished Chrome Upcharge	60.00	list per table
Swivel locking Caster (Set of 4)	75.00	list per table	Satin Nickel Upcharge	90.00	list per table
100-24 Caster	75.00	list per table	Clearcoat for exterior application	60.00	list per table
Flip Top (for tables up to 60" in size)			For non standard heights	40.00	(indicate height on order)
(for larger sizes, contact Cape Contract)	160.00	list per table			(note: Base size requires Cape approval)

Kennedy Series

√ For available colors, finishes and grade pricing, see Cape Table Finish Guide.

Model #	Size A x B	WT	VS1	ST1	ST2	ST3	ST4	ST5	ST6
SQ 24 24 10423	24 24	46	427	445	514	547	610	800	914
SQ 30 30 10423	30 30	55	479	503	598	644	730	992	1148
SQ 36 36 10428	36 36	63	514	541	651	704	803	1104	1284
SQ 42 42 10432	42 42	79	585	620	762	830	958	1347	1579
SQ 48 48 10436	48 48	94	682	728	913	1002	1169	1676	1980

Model #	Size A x B	WT	VS1	ST1	ST2	ST3	ST4	ST5	ST6
RD 24 D 10423	24 D	50	450	471	552	590	664	886	1018
RD 30 D 10423	30 D	59	502	529	636	687	784	1077	1253
RD 36 D 10428	36 D	67	537	567	688	747	856	1189	1388
RD 42 D 10432	42 D	83	600	638	792	865	1004	1424	1675
RD 48 D 10432	48 D	98	695	744	940	1035	1212	1752	2074

Model #	Size A x B	WT	VS1	ST1	ST2	ST3	ST4	ST5	ST6
RS 42 36 10428	4242 3636	89	664	710	895	984	1151	1658	1962
RS 48 42 10432	4848 4242	98	695	744	940	1035	1212	1752	2074

Model #	Size A x B	WT	VS1	ST1	ST2	ST3	ST4	ST5	ST6
R 30 36 10428	30 36	55	467	489	576	617	696	934	1076
R 30 42 10428	30 42	60	496	521	623	671	763	1040	1206
R 36 42 10432	36 42	72	545	575	696	755	864	1197	1396

Model #	Size A x B	WT	VS1	ST1	ST2	ST3	ST4	ST5	ST6
CC 42 42 10432	4242	110	764	822	1053	1164	1373	2007	2386
CC 48 48 10436	4848	126	867	936	1213	1347	1597	2359	2813

Square



Round



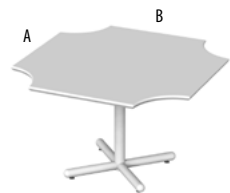
Radius/Square



rectangular



Concave corners



Kennedy Series

Options

Equalizer Glide	10.00 list each
Swivel Locking Casters, (table height remains at 29" with casters)	75.00 list per table
100-24 Caster	75.00 list per table
Flip Top (for larger sizes, contact Cape Contract)	160.00 list per table
Ganging Fast Lock	90.00 list per table
Polished Chrome Upcharge	100.00 list per table
Satin Nickel Upcharge	250.00 list per table
For none standard height ranges	160.00 (indicate height on order)

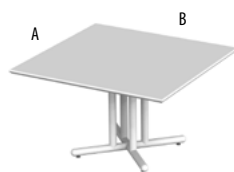
* Pricing based on standard power epoxy base finished from Cape standard selection. Other colors available on request.

* Standard table height is 29.5" from floor to surface unless otherwise specified.

* For Power, Data and additional Accessories, refer to Accessories page.

√ For available colors, finishes and grade pricing, see Cape Table Finish Guide.

Square



Model #	Size A x B	WT	VS1	ST1	ST2	ST3	ST4	ST5	ST6
SQ 48 48 1044C32	48 48	99	887	933	1118	1207	1374	1881	2184
SQ 54 54 1044C32	54 54	119	1002	1063	1305	1422	1641	2308	2705
SQ 60 60 1044C32	60 60	135	1095	1167	1456	1595	1856	2649	3122
SQ 72 72 1044C36	54 54	135	1105	1177	1466	1605	1866	2659	3133

Round



Model #	Size A x B	WT	VS1	ST1	ST2	ST3	ST4	ST5	ST6
RD 48 48 1044C32	48 48	115	979	1037	1268	1379	1588	2222	2601
RD 54 54 1044C32	54 54	135	1095	1167	1456	1595	1856	2649	3122
RD 60 60 1044C32	60 60	155	1210	1297	1643	1810	2123	3075	3643
RD 72 72 1044C36	72 72	155	1221	1307	1654	1821	2134	3086	3654


Options

Polished Chrome Upcharge 100.00 list per table
 Satin Nickel Upcharge 250.00 list per table

980 Series Flat stacking table truck.
 1200 list



Folding series



990 Series Side stacking table truck.
 1200 list



Khanna Series

* Pricing based on standard power epoxy base finished from Cape standard selection. Other colors available on request.

* Standard table height is 29.5" from floor to surface unless otherwise specified.

* For Power, Data and additional Accessories, refer to Accessories page.

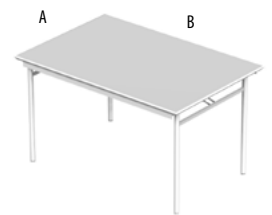
√ For available colors, finishes and grade pricing, see Cape Table Finish Guide.

Model #	Size A x B	WT	VS1	ST1	ST2	ST3	ST4	ST5	ST6
R 30 48 965	30 48	74	1050	1082	1209	1270	1385	1734	1942
R 30 54 965	30 54	86	1119	1160	1321	1399	1545	1990	2255
R 30 60 965	30 60	86	1119	1160	1321	1399	1545	1990	2255
R 36 48 965	36 48	78	1073	1108	1246	1313	1438	1819	2046
R 36 54 965	36 54	90	1142	1186	1359	1442	1599	2075	2359
R 36 60 965	36 60	90	1142	1186	1359	1442	1599	2075	2359
R 24 48 970	24 48	80	1050	1082	1209	1270	1385	1734	1942
R 24 54 970	24 54	90	1119	1160	1321	1399	1545	1990	2255
R 24 60 970	24 60	110	1165	1212	1397	1485	1545	2160	2463
R 30 60 970	30 60	90	1142	1186	1359	1442	1438	2075	2359
R 30 72 970	30 72	100	1212	1264	1472	1572	1599	2331	2672
R 30 96 970	30 96	130	1350	1420	1697	1830	1599	2842	3297

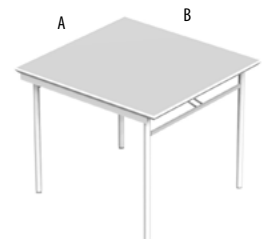
Model #	Size A x B	WT	VS1	ST1	ST2	ST3	ST4	ST5	ST6
SQ 42 42 965	42 42	90	1142	1186	1359	1442	1599	2075	2359
SQ 48 48 965	48 48	94	1165	1212	1397	1485	1653	2160	2463
SQ 54 54 965	54 54	130	1373	1446	1735	1873	2135	2928	3401

Model #	Size A x B	WT	VS1	ST1	ST2	ST3	ST4	ST5	ST6
RD 54 54 965	54 54	138	1420	1498	1810	1960	2242	3098	3610
RD 60 60 965	60 60	146	1466	1550	1885	2046	2349	3269	3818

Rectangular



Square



Round



Lagasse Series

Options

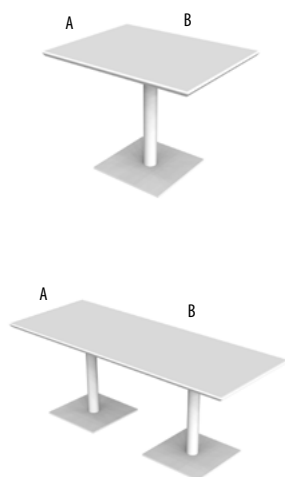
Equalizer Glides	10.00	list each	Foot Ring	190.00	list each
Polished Chrome	110.00	list per base			
Satin Nickel	170.00	list per base			
Clearcoat (outdoor)	70.00	list per base			
Bar Height (40"H)	40.00	list per base	(note: Base size requires Cape approval)		
Square Column	40.00	list per base			

* Pricing based on standard power epoxy base finished from Cape standard selection. Other colors available on request.

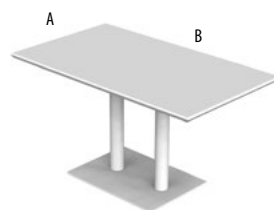
* Standard table height is 29.5" from floor to surface unless otherwise specified. * For Power, Data and additional Accessories, refer to Accessories page.

√ For available colors, finishes and grade pricing, see Cape Table Finish Guide.

Rectangular

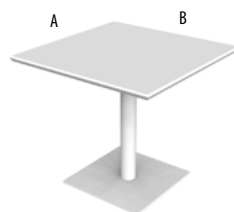


552-2 Base



552-2DC Base

Square



Model #	Size A x B	WT	VS1	ST1	ST2	ST3	ST4	ST5	ST6
R 20 36 552-1818	20 36	83	639	659	740	779	815	1005	1207
R 20 42 552-1824	20 42	97	721	744	836	881	922	1138	1370
R 24 30 552-1818	24 30	91	628	646	721	758	791	967	1155
R 24 36 552-1818	24 36	93	639	659	740	779	815	1005	1207
R 24 42 552-1824	24 42	97	721	744	836	881	922	1138	1370
R 24 48 552-1824	24 48	97	721	744	836	881	922	1138	1370
R 30 36 552-1824	30 36	101	744	770	874	924	970	1214	1474
R 30 42 552-1824	30 42	113	813	848	986	1053	1114	1440	1786
R 30 48 552DC-1824	30 48	123	962	997	1136	1202	1264	1589	1936
R 30 60 552DC-2430	30 60	170	1191	1235	1408	1491	1568	1975	2408
R 30 72 552DC-2430	30 72	182	1261	1313	1521	1621	1713	2201	2721
R 30 84 552-2-1818	30 84	194	1533	1605	1894	2033	2160	2838	3560
R 30 96 552-2-1818	30 96	206	1734	1815	2139	2294	2438	3197	4006
R 36 48 552DC-2430	36 48	158	1122	1157	1295	1362	1423	1749	2095
R 36 54 552DC-2430	36 54	170	1191	1235	1408	1491	1568	1975	2408
R 36 60 552DC-2430	36 60	170	1191	1235	1408	1491	1568	1975	2408
R 36 72 552-2-1818	36 72	182	1371	1423	1631	1731	1823	2311	2831
R 36 84 552-2-2424	36 84	230	1736	1808	2097	2236	2364	3041	3764
R 48 96 552-2-2424	36 96	274	2083	2198	2660	2883	3087	4171	5327
R 48 120 552-3-2424	36 120	379	2939	3089	3690	3979	4245	5654	7157

* 552 - DC indicates double column base. 552-2-XX - set of 2 bases, 552-3-XX - set of 3 bases

Model #	Size A x B	WT	VS1	ST1	ST2	ST3	ST4	ST5	ST6
S 24 24 552-1818	24 24	83	639	659	740	779	815	1005	1207
S 30 30 552-1818	30 30	91	685	711	815	865	911	1155	1415
S 36 36 552-2424	36 36	109	787	813	917	967	1013	1257	1517
S 42 42 552-2424	42 42	137	949	995	1180	1269	1351	1784	2247
S 48 48 552-2424	48 48	137	949	995	1180	1269	1351	1784	2247

√ For available colors, finishes and grade pricing, see Cape Table Finish Guide.

Lagasse Series

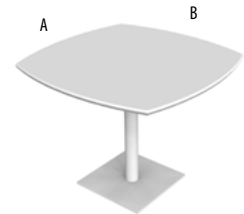
Model #	Size A x B	WT	VS1	ST1	ST2	ST3	ST4	ST5	ST6
RD 24 24 552-1818	24 24	83	639	659	740	779	815	1005	1207
RD 30 30 552-1818	30 30	91	685	711	815	865	911	1155	1415
RD 36 36 552-1818	36 36	91	685	711	815	865	911	1155	1415
RD 42 42 552-2424	42 42	137	949	995	1180	1269	1351	1784	2247
RD 48 48 552-2424	48 48	137	949	995	1180	1269	1351	1784	2247

Round



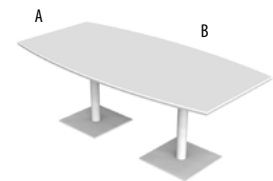
Model #	Size A x B	WT	VS1	ST1	ST2	ST3	ST4	ST5	ST6
RS 42 36 552-2424	42 36	121	856	891	1030	1096	1158	1483	1830
RS 48 42 552-2424	48 42	137	949	995	1180	1269	1351	1784	2247

Radius Square



Model #	Size A x B	WT	VS1	ST1	ST2	ST3	ST4	ST5	ST6
BT 48 96 552-2-2424	48 96	274	2083	2198	2660	2883	3087	4171	5327
BT 48 120 552-3-2424	48 120	379	2939	3089	3690	3979	4245	5654	7157

Boatshape



* 552-2-XX - set of 2 bases, 552-3-XX - set of 3 bases

Lee Series

Options

Equalizer Glides	10.00 list each	Satin Nickel	100.00 list per base
Nylon Glides	70.00 list per base	Clearcoat (outdoor)	50.00 list per base
Hobnail Base Detail	80.00 list per base	Bar Height (40"H)	40.00 list per base (note: Base size requires Cape approval)
Polished Chrome	60.00 list per base	Ganging Fast Lock	89.00 list per table
Foot Ring	190.00 list each		

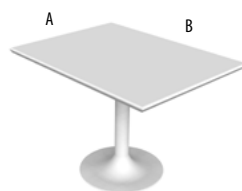
* Pricing based on standard power epoxy base finished from Cape standard selection. Other colors available on request.

* Standard table height is 29.5" from floor to surface unless otherwise specified.

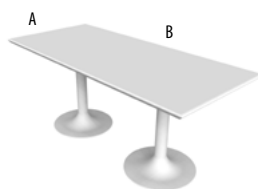
* For Power, Data and additional Accessories, refer to Accessories page.

√ For available colors, finishes and grade pricing, see Cape Table Finish Guide.

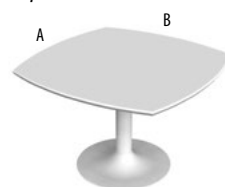
Rectangular



Rectangular with 2 bases



Radius Square



Model #	Size A x B	WT	VS1	ST1	ST2	ST3	ST4	ST5	ST6
R 20 36 500-18	20 36	51	398	418	499	538	574	764	966
R 20 42 500-18W	20 42	72	510	533	625	670	711	928	1159
R 24 36 500-18	24 36	51	398	418	499	538	574	764	966
R 24 42 500-18W	24 42	72	510	533	625	670	711	928	1159
R 24 48 500-24	24 48	60	470	493	585	630	670	887	1118
R 30 36 500-24	30 36	64	493	519	623	673	719	963	1223
R 30 42 500-24	30 42	76	562	597	735	802	863	1189	1535
R 30 48 500-24	30 48	76	562	597	735	802	863	1189	1535
R 30 60 500-2-18	30 60	120	820	863	1036	1120	1196	1603	2036
R 30 72 500-2-18W	30 72	152	1066	1118	1326	1426	1518	2006	2526
R 30 84 500-2-24W	30 84	164	1301	1370	1647	1781	1903	2554	3247
R 30 96 500-2-24W	*30 96	176	1548	1629	1952	2108	2251	3010	3819
R 36 48 500-2-24W	36 48	88	650	685	824	890	952	1277	1624
R 36 54 500-30	36 54	88	771	815	988	1071	1148	1555	1988
R 36 60 500-2-18W	36 60	140	996	1040	1213	1296	1373	1780	2213
R 36 72 500-2-18W	36 72	152	1066	1118	1326	1426	1518	2006	2526
R 36 84 500-2-24W	36 84	164	1301	1370	1647	1781	1903	2554	3247
R 36 96 500-2-24W	*36 96	176	1682	1769	2116	2282	2436	3249	4116

* W - indicates weighted base, 500-2-XX - set of 2 bases. * includes a support stretcher

Model #	Size A x B	WT	VS1	ST1	ST2	ST3	ST4	ST5	ST6
RS 4236 500-24	42 36	76	562	597	735	802	863	1189	1535
RS 4842 500-24W	48 42	104	743	789	974	1063	1145	1578	2041

* W - indicates weighted base

Lee Series

Model #	Size A x B	WT	VS1	ST1	ST2	ST3	ST4	ST5	ST6
RD 24 24 500-18	24 24	51	398	418	499	538	574	764	966
RD 30 30 500-18	30 30	59	444	470	574	624	670	914	1174
RD 36 36 500-24	36 36	64	493	519	623	673	719	963	1223
RD 42 42 500-24	42 42	92	654	701	886	974	1056	1490	1952
RD 48 48 500-24W	48 48	104	743	789	974	1063	1145	1578	2041
RD 54 54 500-30W	54 54	140	1091	1163	1452	1591	1719	2397	3119

*W - indicates weighted base

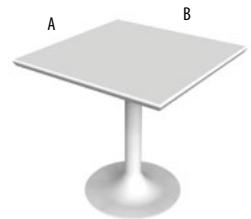
Round



Model #	Size A x B	WT	VS1	ST1	ST2	ST3	ST4	ST5	ST6
S 24 24 500-18	24 24	51	398	418	499	538	574	764	966
S 30 30 500-18	30 30	59	470	470	574	624	670	914	1174
S 36 36 500-24	36 36	64	493	519	623	673	719	963	1223
S 42 42 500-24W	42 42	104	743	789	974	1063	1145	1578	2041
S 48 48 500-30	48 48	92	795	841	1026	1115	1196	1630	2092

*W - indicates weighted base

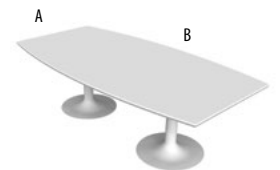
Square



Model #	Size A x B	WT	VS1	ST1	ST2	ST3	ST4	ST5	ST6
BT 48 96 500-2-24W	*48 96	208	1759	1874	2336	2559	2763	3847	5003
BT 48 120 500-2-24W	*48 120	240	2213	2363	2964	3253	3518	4928	6430

*W - indicates weighted base, 500-2-XX - set of 2 bases. * includes a support stretcher

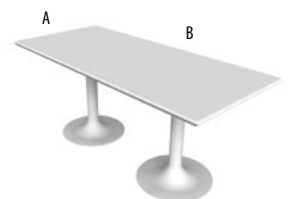
Boatshape with 2 bases



Model #	Size A x B	WT	VS1	ST1	ST2	ST3	ST4	ST5	ST6
OV 48 96 500-2-24W	*48 96	208	1759	1874	2336	2559	2763	3847	5003
OV 48 120 500-2-24W	*48 120	240	2191	2341	2942	3231	3496	4906	6408

*W - indicates weighted base, 500-2-XX - set of 2 bases. * includes a support stretcher

Oval with 2 bases



Link Series

Options

Equalizer Glides	10.00	list each	Foot Ring	190.00	list each
Polished Chrome	110.00	list per base			
Satin Nickel	170.00	list per base			
Clearcoat (outdoor)	60.00	list per base			
Bar Height (40"H)	40.00	list per base	(note: Base size requires Cape approval)		

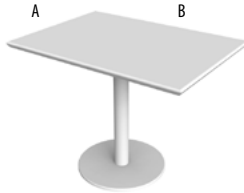
* Pricing based on standard power epoxy base finished from Cape standard selection. Other colors available on request.

* Standard table height is 29.5" from floor to surface unless otherwise specified.

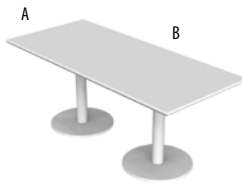
* For Power, Data and additional Accessories, refer to Accessories page.

√ For available colors, finishes and grade pricing, see Cape Table Finish Guide.

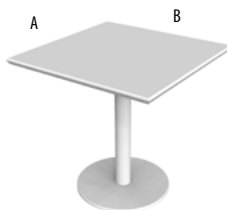
Rectangular



Rectangular with 2 bases



Square



Model #	Size A x B	WT	VS1	ST1	ST2	ST3	ST4	ST5	ST6
R 20 36 550-18	20 36	83	775	795	876	915	951	1140	1343
R 20 42 550-18	20 42	87	798	821	914	958	999	1216	1447
R 24 36 550-18	24 36	83	775	795	876	915	951	1140	1343
R 24 42 550-18	24 42	87	798	821	914	958	999	1216	1447
R 24 48 550-18	24 48	87	798	821	914	958	999	1216	1447
R 30 36 550-18	30 36	91	821	847	951	1001	1047	1291	1551
R 30 42 550-24	30 42	121	941	976	1115	1181	1243	1568	1915
R 30 48 550-24	30 48	121	941	976	1115	1181	1243	1568	1915
R 30 60 550-2-18	30 60	170	1573	1616	1790	1873	1950	2356	2790
R 30 72 550-2-18	30 72	182	1642	1694	1902	2002	2094	2582	3102
R 30 84 550-2-24	30 84	230	1906	1978	2267	2406	2533	3211	3933
R 30 96 550-2-24	30 96	242	1975	2056	2379	2535	2678	3437	4246
R 36 48 550-24	36 48	121	941	976	1115	1181	1243	1568	1915
R 36 54 550-24	36 54	133	1011	1054	1227	1311	1387	1794	2227
R 36 60 550-2-18	36 60	170	1573	1616	1790	1873	1950	2356	2790
R 36 72 550-2-18	36 72	182	1642	1694	1902	2002	2094	2582	3102
R 36 84 550-2-24	36 84	230	1906	1978	2267	2406	2533	3211	3933
R 36 96 550-2-24	36 96	242	1975	2056	2379	2535	2678	3437	4246

* 550-2-XX - set of 2 bases

Model #	Size A x B	WT	VS1	ST1	ST2	ST3	ST4	ST5	ST6
S 24 24 550-18	24 24	83	775	795	876	915	951	1140	1343
S 30 30 550-18	30 30	91	821	847	951	1001	1047	1291	1551
S 36 36 550-18	36 36	91	821	847	951	1001	1047	1291	1551
S 42 42 550-24	42 42	137	1034	1080	1265	1354	1435	1869	2331
S 48 48 550-30	48 48	164	1500	1546	1731	1820	1901	2335	2797

* W - indicates weighted base 500-2-XX - set of 2 bases * includes a support stretcher

√ For available colors, finishes and grade pricing, see Cape Table Finish Guide.

Link Series

Model #	Size A x B	WT	VS1	ST1	ST2	ST3	ST4	ST5	ST6
RD 24 24 550-18	24 24	83	775	795	876	915	951	1140	1343
RD 30 30 550-18	30 30	91	821	847	951	1001	1047	1291	1551
RD 36 36 550-18	36 36	91	821	847	951	1001	1047	1291	1551
RD 42 42 550-24	42 42	137	1034	1080	1265	1354	1435	1869	2331
RD 48 48 550-24	48 48	137	1034	1080	1265	1354	1435	1869	2331
RD 54 54 550-30	54 54	200	1708	1780	2069	2208	2335	3013	3735
RD 60 60 550-30	60 60	200	1708	1780	2069	2208	2335	3013	3735

Model #	Size A x B	WT	VS1	ST1	ST2	ST3	ST4	ST5	ST6
RS 42 36 550-18	42 36	103	890	925	1064	1130	1192	1517	1864
RS 48 42 550-24	48 42	137	983	1029	1214	1303	1385	1818	2281

Model #	Size A x B	WT	VS1	ST1	ST2	ST3	ST4	ST5	ST6
BT 48 96 550-2-24	48 96	274	2252	2368	2830	3052	3257	4341	5497
BT 48 120 500-2-24	*48 120	306	2618	2768	3369	3658	3923	5333	6835

* 550-2-XX - set of 2 bases * includes a support stretcher

Model #	Size A x B	WT	VS1	ST1	ST2	ST3	ST4	ST5	ST6
OV 48 96 550-2-24	48 96	274	2252	2368	2830	3052	3257	4341	5497
OV 48 120 550-2-24	*48 120	306	2618	2768	3369	3658	3923	5333	6835

* 550-2-XX - set of 2 bases * includes a support stretcher

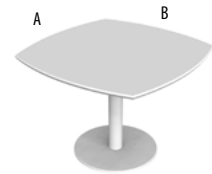
Model #	Size A x B	WT	VS1	ST1	ST2	ST3	ST4	ST5	ST6
RS 18 18 550-15	18 18	58	775	795	876	915	951	1073	1249
RS 20 20 550-15	20 20	58	775	795	876	915	951	1073	1249
RS 24 24 550-15	24 24	58	775	795	876	915	951	1073	1249

* 550-15 - indicates mini disc base, 15" diameter spinning, 2" diameter column. Available in 16", 18" or 21" Height (Please specify when ordering)

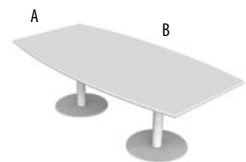
Round



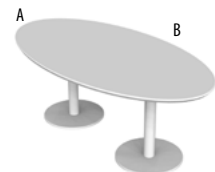
Radius Square



Boatshape with 2 bases



Oval with 2 bases



Round



Mauro Series

Options

Equalizer Glide	10.00 list each	Ganging Fast Lock	90.00 list per base
Swivel locking Caster (Set of 4)	75.00 list per table	Polished Chrome Upcharge	100.00 list per base
350-10 Concealed Caster/Glide	70.00 list per table	Satin Nickel Upcharge	250.00 list per base
350-20 Concealed Caster/Caster	70.00 list per table	Clearcoat Upcharge (for outdoor use)	80.00 list per table
Flip Top * for tables up to 84" W.	320.00 list per table	For non standard heights	80.00 (indicate height on order)
(for larger sizes, contact Cape Contract)			(note: Base size requires Cape approval)
		Cantilevered C leg (positioned 1/3 - 2/3)	N/C (indicate on order)
		V - Leg option (for tables up to 36"W)	60.00 list per table

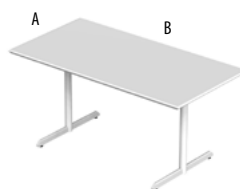
* Pricing based on standard power epoxy base finished from Cape standard selection. Other colors available on request.

* Standard table height is 29.5" from floor to surface unless otherwise specified.

* For Power, Data and additional Accessories, refer to Accessories page

√ For available colors, finishes and grade pricing, see Cape Table Finish Guide.

Rectangular



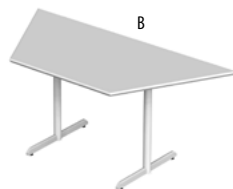
Model #	Size A x B	WT	VS1	ST1	ST2	ST3	ST4	ST5	ST6
R 24 48 35023	24 48	62	737	761	853	897	981	1235	1386
R 24 54 35023	24 54	70	784	813	928	984	1088	1405	1595
R 24 60 35023	24 60	70	784	813	928	984	1088	1405	1595
R 24 72 35023	24 72	78	830	865	1003	1070	1195	1576	1803
R 30 48 35028	30 48	80	843	878	1016	1083	1208	1589	1816
R 30 54 35028	30 54	92	912	956	1129	1212	1369	1845	2129
R 30 60 35028	30 60	92	912	956	1129	1212	1369	1845	2129
R 30 72 35028	30 72	104	982	1034	1242	1342	1530	2101	2442
R 36 48 35028	36 48	80	861	895	1034	1101	1226	1607	1834
R 36 54 35028	36 54	92	930	973	1147	1230	1387	1863	2147
R 36 60 35028	36 60	92	930	973	1147	1230	1387	1863	2147
R 36 72 35028	36 72	104	999	1051	1259	1359	1547	2118	2459

Half Round



Model #	Size A x B	WT	VS1	ST1	ST2	ST3	ST4	ST5	ST6
HR 24 48 35018	24 48	64	761	787	891	941	1035	1320	1491
HR 36 72 35028	36 72	112	1028	1086	1317	1428	1637	2271	2650

Trapezoid




Model #	Size A x B	WT	VS1	ST1	ST2	ST3	ST4	ST5	ST6
TR 30 60 35023	30 60	84	876	917	1078	1156	1302	1746	2012
TR 36 72 35028	36 72	112	1028	1086	1317	1428	1637	2271	2650

√ For available colors, finishes and grade pricing, see Cape Table Finish Guide.

Mauro Series

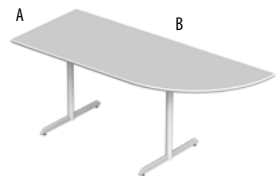
Model #	Size A x B	WT	VS1	ST1	ST2	ST3	ST4	ST5	ST6
REL 30 60 35028	30 60	88	889	930	1092	1169	1316	1760	2025
REL 30 72 35028	30 72	98	947	995	1185	1277	1449	1973	2285
REL 30 84 35028	30 84	108	1005	1060	1279	1385	1583	2186	2546
REL 36 60 35028	36 60	98	949	997	1189	1281	1455	1981	2296
REL 36 72 35028	36 72	112	1028	1086	1317	1428	1637	2271	2650

Radius End Left



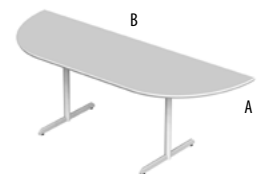
Model #	Size A x B	WT	VS1	ST1	ST2	ST3	ST4	ST5	ST6
RER 30 60 35028	30 60	84	889	930	1092	1169	1316	1760	2025
RER 30 72 35028	30 72	94	947	995	1185	1277	1449	1973	2285
RER 30 84 35028	30 84	104	1005	1060	1279	1385	1583	2186	2546
RER 36 60 35028	36 60	94	949	997	1189	1281	1455	1981	2296
RER 36 72 35028	36 72	108	1028	1086	1317	1428	1637	2271	2650

Radius End Right



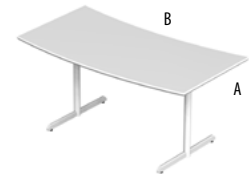
Model #	Size A x B	WT	VS1	ST1	ST2	ST3	ST4	ST5	ST6
R2R 30 84 35028	30 84	104	1005	1060	1279	1385	1583	2186	2546
R2R 36 72 35028	36 72	108	1028	1086	1317	1428	1637	2271	2650
R2R 36 84 35028	36 84	120	1097	1164	1430	1557	1798	2527	2963

Radius 2 Ends



Model #	Size A x B	WT	VS1	ST1	ST2	ST3	ST4	ST5	ST6
WV 24 60 35023	24 60	80	853	891	1041	1113	1249	1661	1907
WV 24 72 35023	24 72	84	876	917	1078	1156	1302	1746	2012
WV 30 60 35028	30 60	90	901	943	1110	1191	1342	1802	2077
WV 30 72 35028	30 72	100	959	1008	1204	1299	1476	2015	2338
WV 36 60 35028	36 60	104	982	1034	1242	1342	1530	2101	2442
WV 36 72 35028	36 72	112	1028	1086	1317	1428	1637	2271	2650

Wave



Mauro Series

Options

Equalizer Glide	10.00 list each	Ganging Fast Lock	90.00 list per table
Swivel Locking Caster (Set of 4)	75.00 list per table	Polished Chrome Upcharge	60.00 list per table
350-24 Caster	70.00 list per table	Satin Nickel Upcharge	90.00 list per table
Flip Top (for tables up to 60" in size) (for larger sizes contact Cape Contract)	160.00 list per table	Clearcoat for exterior application	60.00 list per table
		For non standard heights	40.00 (indicate height on order) (note: Base size requires Cape approval)

√ For available colors, finishes and grade pricing, see Cape Table Finish Guide.

Square



Model #	Size A x B	WT	VS1	ST1	ST2	ST3	ST4	ST5	ST6
SQ 24 24 35423	24 24	44	603	620	689	723	785	976	1089
SQ 30 30 35423	30 30	53	655	679	774	820	906	1168	1324
SQ 36 36 35428	36 36	61	706	733	843	896	995	1296	1476
SQ 42 42 35432	42 42	76	787	822	964	1032	1160	1549	1781
SQ 48 48 35436	48 48	91	891	938	1122	1211	1378	1886	2189

Round



Model #	Size A x B	WT	VS1	ST1	ST2	ST3	ST4	ST5	ST6
RD 24 24 35423	24 D	48	626	646	727	766	839	1061	1194
RD 30 30 35423	30 D	57	678	705	812	863	960	1253	1428
RD 36 36 35428	36 D	65	729	759	881	939	1049	1382	1581
RD 42 42 35428	42 D	80	792	831	984	1057	1196	1616	1867
RD 48 48 35432	48 D	95	897	946	1142	1237	1414	1954	2276

Radius/Square



Model #	Size A x B	WT	VS1	ST1	ST2	ST3	ST4	ST5	ST6
RS 42 36 35428	4242 3636	87	856	902	1087	1176	1343	1851	2154
RS 48 42 35432	4848 4242	95	897	946	1142	1237	1414	1954	2276

Mauro Series

Options

Equalizer Glide	10.00	list each	Ganging Fast Lock	90.00	list per table
Swivel Locking Caster (table height remains at 29" with casters)	75.00	list per table	Polished Chrome Upcharge	150.00	list per table
350-24 Caster	7500	list per table	Satin Nickel Upcharge	300.00	list per table
Flip Top (for larger sizes contact Cape Contract)	160.00	list per table	For non standard heights	160.00	(indicate height on order) (note: Base size requires Cape approval)

* Tables over 120" long are subject to the following packaging charges (one time charge):
1 - 6 tables - \$150 net / 6 or more tables - \$300 net

Model #	Size A x B	WT	VS1	ST1	ST2	ST3	ST4	ST5	ST6
SQ 48 48 354C32	48 48	97	980	1026	1211	1300	1467	1974	2278
SQ 54 54 354C36	54 54	117	1113	1174	1416	1533	1752	2418	2816
SQ 60 60 354C36	60 60	133	1205	1278	1567	1705	1967	2760	3233

Square



Model #	Size A x B	WT	VS1	ST1	ST2	ST3	ST4	ST5	ST6
RD 48 48 354C32	48 48	113	1072	1130	1361	1472	1681	2316	2694
RD 54 54 354C36	54 54	133	1205	1278	1567	1705	1967	2760	3233
RD 60 60 354C36	60 60	153	1321	1408	1754	1921	2234	3186	3754

Round



Nathan Series

Options

Equalizer Glide	10.00 list each
Swivel locking Caster (Set of 4)	75.00 list per table
160-24 Concealed Caster	70.00 list per table
Flip Top	160.00 list per table
Crawford Series Leg design	200.00 list per table
Fieri Series Leg design	100.00 list per table

* Tables height adjust from 26" H - 34" H.

* Pricing based on standard power epoxy base finished from Cape standard selection. Other colors available on request.

* Nathan tables adjust from 26"H to 34"H (top included).

* For Power, Data and additional Accessories, refer to Accessories page.

√ For available colors, finishes and grade pricing, see Cape Table Finish Guide.

Square



Model #	Size A x B	WT	VS1	ST1	ST2	ST3	ST4	ST5	ST6
SQ 36 36 164-28	36 36	83	1523	1550	1660	1713	1812	2113	2293
SQ 42 42 164-32	42 42	105	1650	1693	1866	1950	2106	2582	2866

Round



Model #	Size A x B	WT	VS1	ST1	ST2	ST3	ST4	ST5	ST6
RD 36 36 164-28	36 36	93	1580	1615	1754	1820	1946	2326	2554
RD 42 42 164-32	42 42	109	1673	1719	1904	1993	2160	2668	2971
RD 48 48 164-36	48 48	122	1719	1771	1979	2079	2267	2838	3179

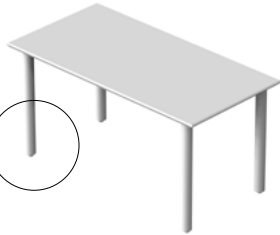
Radius Square



Model #	Size A x B	WT	VS1	ST1	ST2	ST3	ST4	ST5	ST6
RS 42 36 164-32	42 36 36 36	109	1673	1719	1904	1993	2160	2668	2971
RS 48 42 164-32	48 48 42 42	117	1719	1771	1979	2079	2267	2838	3179

Options

Equalizer Glide	10.00 list each	6" adjustable cup glide with concealed caster	290.00 list per two legs (one left and one right)
Swivel locking Caster (each)	20.00 list per leg	Ganging Fast Lock	90.00 list per table
Fixed Concealed Caster (one left and one right)	70.00 list per two legs	Polished Chrome Upcharge	100.00 list per table
3" adjustable cup glide (28"H - 31"H)	50.00 list per leg	Satin Nickel Upcharge	140.00 list per table
3" adjustable cup glide with concealed caster (one left and one right)	200.00 list per leg	Clearcoat Upcharge (for outdoor use)	60.00 list per table
6" adjustable cup glide	88.00 list per leg	For 3" diameter leg	60.00 list per table

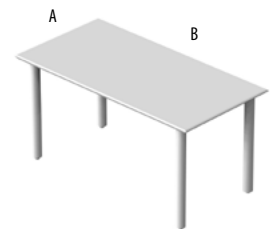


All post legs are 2.5" diameter



Model #	Size A x B	WT	VS1	ST1	ST2	ST3	ST4	ST5	ST6
R 24 36 400-2.5-4	24 36	70	585	604	679	715	783	989	1112
R 24 42 400-2.5-4	24 42	76	620	643	735	780	863	1117	1269
R 24 48 400-2.5-4	24 48	76	620	643	735	780	863	1117	1269
R 24 54 400-2.5-4	24 54	84	667	696	812	867	972	1289	1478
R 24 60 400-2.5-4	24 60	84	667	696	812	867	972	1289	1478
R 24 72 S 400-2.5-4	*24 72	92	842	877	1016	1082	1208	1588	1816
* includes steel support stretcher to prevent bowing									
R 30 36 400-2.5-4	30 36	80	643	669	773	823	917	1202	1373
R 30 42 400-2.5-4	30 42	92	712	747	886	952	1078	1458	1686
R 30 48 400-2.5-4	30 48	92	712	747	886	952	1078	1458	1686
R 30 54 400-2.5-4	30 54	104	782	825	998	1082	1238	1714	1998
R 30 60 400-2.5-4	30 60	104	782	825	998	1082	1238	1714	1998
R 30 72 S 400-2.5-4	*30 72	116	981	1033	1241	1341	1529	2100	2441
* includes steel support stretcher to prevent bowing									
R 36 48 400-2.5-4	36 48	92	712	747	886	952	1078	1458	1686
R 36 54 400-2.5-4	36 54	104	782	825	998	1082	1238	1714	1998
R 36 60 400-2.5-4	36 60	104	782	825	998	1082	1238	1714	1998
R 36 72 S 400-2.5-4	36 54	116	981	1033	1241	1341	1529	2100	2441
* includes steel support stretcher to prevent bowing									
R 42 60 400-2.5-4	42 60	124	897	955	1186	1297	1506	2140	2519
R 42 72 S 400-2.5-4	42 72	140	1120	1189	1466	1600	1850	2612	3066
* includes steel support stretcher to prevent bowing									

Rectangular



Oliver Series

Options

Equalizer Glide	10.00 list each	6" adjustable cup glide with concealed caster (one left and one right)	290.00 list per two legs
Swivel locking Caster (each)	20.00 list per leg	Ganging Fast Lock	90.00 list per table
Fixed Concealed Caster (one left and one right)	70.00 list per two legs	Polished Chrome Upcharge	100.00 list per table
3" adjustable cup glide (28"H - 31"H)	50.00 list per leg	Satin Nickel Upcharge	140.00 list per table
3" adjustable cup glide with concealed caster (one left and one right)	200.00 list per leg	Clearcoat Upcharge (for outdoor use)	60.00 list per table
6" adjustable cup glide	88.00 list per leg	For 3" diameter leg	60.00 list per table

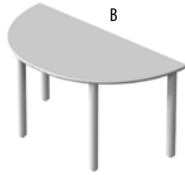
All post legs are 2.5" diameter

* Pricing based on standard power epoxy base finished from Cape standard selection. Other colors available on request.

* Standard table height is 29.5" from floor to surface unless otherwise specified. * For Power, Data and additional Accessories, refer to Accessories page.

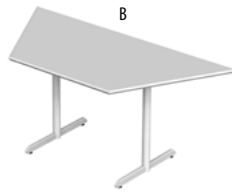
√ For available colors, finishes and grade pricing, see Cape Table Finish Guide.

Half Round



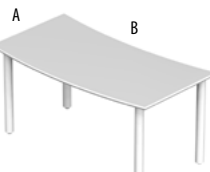
Model #	Size A x B	WT	VS1	ST1	ST2	ST3	ST4	ST5	ST6
HR 24 48 400-2.5-4	24 48	80	643	669	773	823	917	1202	1373
HR 30 60 400-2.5-4	24 60	100	759	799	961	1039	1185	1629	1894
HR 36 72 400-2.5-4	30 72	124	897	955	1186	1297	1506	2140	2519

Trapezoid



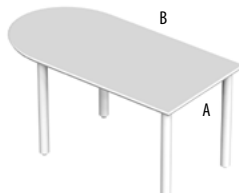
Model #	Size A x B	WT	VS1	ST1	ST2	ST3	ST4	ST5	ST6
TR 24 48 400-2.5-4	24 48	80	643	669	773	823	917	1202	1373
TR 30 60 400-2.5-4	30 60	100	759	799	961	1039	1185	1629	1894
TR 36 72 400-2.5-4	36 72	124	897	955	1186	1297	1506	2140	2519

Wave



Model #	Size A x B	WT	VS1	ST1	ST2	ST3	ST4	ST5	ST6
WV 24 60 400-2.5-4	24 60	96	735	773	923	995	1131	1544	1790
WV 24 72 400-2.5-4	24 72	100	759	799	961	1039	1185	1629	1894
WV 30 60 400-2.5-4	30 60	102	770	812	980	1060	1212	1671	1946
WV 30 72 400-2.5-4	30 72	112	828	877	1073	1168	1345	1885	2207
WV 36 60 400-2.5-4	36 60	116	851	903	1111	1211	1399	1970	2311
WV 36 72 400-2.5-4	36 72	124	897	955	1186	1297	1506	2140	2519

Bullet



Model #	Size A x B	WT	VS1	ST1	ST2	ST3	ST4	ST5	ST6
BU 24 60 400-2.5-4	24 60	92	712	747	886	952	1078	1458	1686
BU 24 72 400-2.5-4	30 48	92	712	747	886	952	1078	1458	1686
BU 30 60 400-2.5-4	30 60	100	759	799	961	1039	1185	1629	1894
BU 30 72 400-2.5-4	30 72	110	816	864	1055	1146	1319	1842	2155
BU 36 60 400-2.5-4	36 48	100	759	799	961	1039	1185	1629	1894
BU 36 72 400-2.5-4	36 60	112	828	877	1073	1168	1345	1885	2207
BU 36 60 400-2.5-4	36 72	124	897	955	1186	1297	1506	2140	2519

All post legs are 2.5" diameter

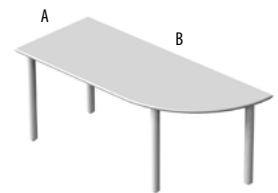
√ For available colors, finishes and grade pricing, see Cape Table Finish Guide.

Oliver Series

Model #	Size A x B	WT	VS1	ST1	ST2	ST3	ST4	ST5	ST6
RER 24 60 400-2.5-4	24 60	84	666	695	811	866	971	1288	1477
RER 24 72 400-2.5-4	24 72	92	712	747	886	952	1078	1458	1686
RER 30 60 400-2.5-4	30 60	100	759	799	961	1039	1185	1629	1894
RER 30 72 S 400-2.5-4	30 72	110	936	984	1175	1266	1439	1962	2275
RER 30 84 S 400-2.5-4	30 84	120	994	1049	1269	1374	1573	2175	2535
RER 36 60 400-2.5-4	36 60	110	819	867	1058	1151	1324	1851	2165
RER 36 72 S 400-2.5-4	36 72	124	1017	1075	1306	1417	1626	2260	2639

* includes steel support stretcher to prevent bowing. Legs are inset 18" from the edge

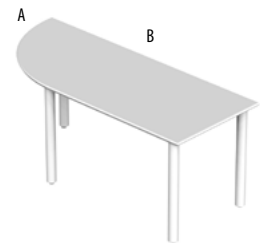
Radius End Right



Model #	Size A x B	WT	VS1	ST1	ST2	ST3	ST4	ST5	ST6
REL 24 60 400-2.5-4	24 60	84	666	695	811	866	971	1288	1477
REL 24 72 400-2.5-4	24 72	92	712	747	886	952	1078	1458	1686
REL 30 60 400-2.5-4	30 60	100	759	799	961	1039	1185	1629	1894
REL 30 72 S 400-2.5-4	30 72	110	936	984	1175	1266	1439	1962	2275
REL 30 84 S 400-2.5-4	30 84	120	994	1049	1269	1374	1573	2175	2535
REL 36 60 400-2.5-4	36 60	110	819	867	1058	1151	1324	1851	2165
REL 36 72 S 400-2.5-4	36 72	124	1017	1075	1306	1417	1626	2260	2639

* includes steel support stretcher to prevent bowing. Legs are inset 18" from the edge

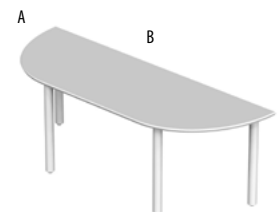
Radius End Left



Model #	Size A x B	WT	VS1	ST1	ST2	ST3	ST4	ST5	ST6
R2R 24 72 400-2.5-4	24 72	100	879	919	1081	1159	1305	1749	2014
R2R 24 84 400-2.5-4	24 84	108	925	971	1156	1245	1412	1919	2223
R2R 30 72 400-2.5-4	30 72	112	948	997	1193	1288	1465	2005	2327
R2R 30 84 S 400-2.5-4	30 84	120	994	1049	1269	1374	1573	2175	2535
R2R 36 72 S 400-2.5-4	30 72	124	1017	1075	1306	1417	1626	2260	2639
R2R 36 84 400-2.5-4	36 84	136	1087	1153	1419	1547	1787	2516	2952

* includes steel support stretcher to prevent bowing

Radius 2 Ends



Oliver Series

Options

Equalizer Glide	10.00 list each	6" adjustable cup glide with concealed caster	290.00 list per two legs
Swivel locking Caster (each)	20.00 list per leg	(one left and one right)	
Fixed Concealed Caster (one left and one right)	70.00 list per two legs	Ganging Fast Lock	90.00 list per table
3" adjustable cup glide (28"H - 31"H)	50.00 list per leg	Polished Chrome Upcharge	100.00 list per table
3" adjustable cup glide with concealed caster	200.00 list per leg	Satin Nickel Upcharge	140.00 list per table
(one left and one right)		Clearcoat Upcharge (for outdoor use)	60.00 list per table
6" adjustable cup glide	88.00 list per leg	For 3" diameter leg	60.00 list per table

All post legs are 2.5" diameter

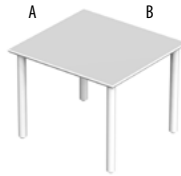
* Pricing based on standard power epoxy base finished from Cape standard selection. Other colors available on request.

* Standard table height is 29.5" from floor to surface unless otherwise specified.

* For Power, Data and additional Accessories, refer to Accessories page.

√ For available colors, finishes and grade pricing, see Cape Table Finish Guide.

Square



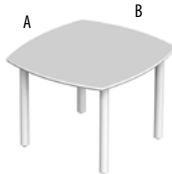
Model #	Size A x B	WT	VS1	ST1	ST2	ST3	ST4	ST5	ST6
SQ 30 30 400-2.5-4	30 30	77	626	649	745	791	877	1138	1295
SQ 36 36 400-2.5-4	36 36	82	655	682	792	845	944	1245	1425
SQ 42 42 400-2.5-4	42 42	93	718	753	895	963	1091	1480	1712
SQ 48 48 400-2.5-4	48 48	108	805	851	1036	1125	1292	1799	2103

Round



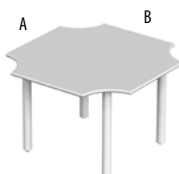
Model #	Size A x B	WT	VS1	ST1	ST2	ST3	ST4	ST5	ST6
RD 36 D 400-2.5-4	30 D	81	649	675	782	834	930	1224	1399
RD 36 D 400-2.5-4	36 D	86	678	708	829	888	997	1330	1529
RD 42 D 400-2.5-4	42 D	97	741	779	933	1006	1145	1565	1816
RD 48 D 400-2.5-4	48 D	112	828	877	1073	1168	1345	1885	2207

Radius Square



Model #	Size A x B	WT	VS1	ST1	ST2	ST3	ST4	ST5	ST6
RS 42 36 400-2.5-4	4242 3636	108	805	851	1036	1125	1292	1799	2103
RS 48 42 400-2.5-4	4848 4242	112	828	877	1073	1168	1345	1885	2207

Concave Corners



Model #	Size A x B	WT	VS1	ST1	ST2	ST3	ST4	ST5	ST6
CC 42 42 400-2.5-4	42 42	124	897	955	1186	1297	1506	2140	2519
CC 48 48 400-2.5-4	48 48	140	990	1059	1336	1470	1720	2482	2936

All post legs are 2.5" diameter

√ For available colors, finishes and grade pricing, see Cape Table Finish Guide.

Oliver Series

R 24 84 400-2.5-6	24 96	134	1022	1068	1253	1342	1509	2017	2320
R 24 96 400-2.5-6	24 120	150	1115	1172	1404	1515	1724	2358	2737
R 30 84 400-2.5-6	30 96	166	1207	1276	1554	1687	1938	2699	3154
R 30 96 400-2.5-6	30 120	190	1346	1432	1779	1946	2259	3211	3779
R 36 84 400-2.5-6	36 96	166	1207	1276	1554	1687	1938	2699	3154
R 36 96 400-2.5-6	36 120	166	1207	1276	1554	1687	1938	2699	3154
R 42 84 400-2.5-6	42 96	198	1392	1484	1854	2032	2366	3381	3988
R 42 96 400-2.5-6	42 120	230	1577	1692	2155	2377	2795	4063	4821
R 48 84 400-2.5-6	48 96	198	1392	1484	1854	2032	2366	3381	3988
R 48 96 400-2.5-6	48 120	230	1577	1692	2155	2377	2795	4063	4821

*Set of 6 legs

Model #	Size A x B	WT	VS1	ST1	ST2	ST3	ST4	ST5	ST6
BT 36 84 400-2.5-6	36 84	174	1253	1328	1629	1773	2045	2870	3362
BT 36 96 400-2.5-6	36 96	186	1323	1406	1742	1903	2206	3125	3675
BT 42 84 400-2.5-6	42 84	190	1346	1432	1779	1946	2259	3211	3779
BT 42 96 400-2.5-6	42 96	210	1461	1562	1967	2161	2527	3637	4300

*Set of 6 legs

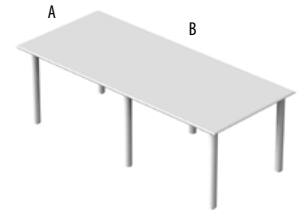
Model #	Size A x B	WT	VS1	ST1	ST2	ST3	ST4	ST5	ST6
OV 36 84 400-2.5-6	36 84	174	1253	1328	1629	1773	2045	2870	3362
OV 36 96 400-2.5-6	36 96	186	1323	1406	1742	1903	2206	3125	3675
OV 42 84 400-2.5-6	42 84	190	1346	1432	1779	1946	2259	3211	3779
OV 42 96 400-2.5-6	42 96	210	1461	1562	1967	2161	2527	3637	4300

*Set of 6 legs

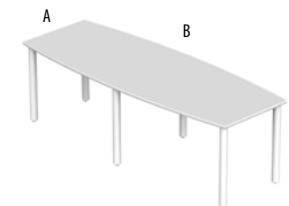
Model #	Size A x B	WT	VS1	ST1	ST2	ST3	ST4	ST5	ST6
RT 36 84 400-2.5-6	36 84	174	1253	1328	1629	1773	2045	2870	3362
RT 36 96 400-2.5-6	36 96	186	1323	1406	1742	1903	2206	3125	3675
RT 42 84 400-2.5-6	42 84	190	1346	1432	1779	1946	2259	3211	3779
RT 42 96 400-2.5-6	42 96	210	1461	1562	1967	2161	2527	3637	4300

*Set of 6 legs

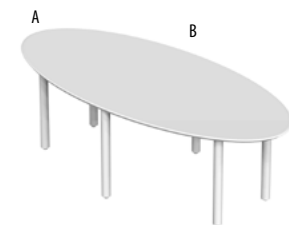
Rectangular



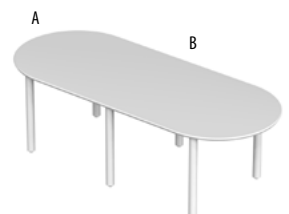
Boatshape



Oval



Racetrack



Ostler Series

Options

Wire management access door

320.00 list per table

Lock for wire management access door

75.00 list per table

* Tables over 120" long are subject to

the following packaging charges

(one time charge):

1 - 6 tables - \$150 net

6 or more tables - \$300 net

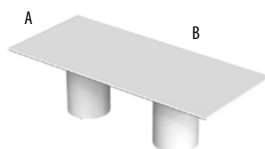
* Tops over 120" long are tite joint fastened and shipped in 2 pieces unless otherwise specified

* Standard table height is 29.5" from floor to surface unless otherwise specified..

* For Power, Data and additional Accessories, refer to Accessories page.

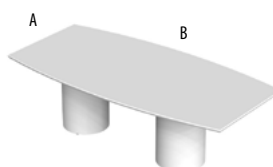
√ For available colors, finishes and grade pricing, see Cape Table Finish Guide.

Rectangular



Model #	Size A x B	WT	VS1	ST1	ST2	ST3	ST4	ST5	ST6
R 36 84 675-18-2	42 84	170	1760	1832	2121	2260	2521	3314	3788
R 36 96 675-18-2	48 96	186	1952	2036	2371	2532	2835	3755	4304
R 48 84 675-24-2	48 84	202	2032	2113	2437	2592	2885	3773	4303
R 48 96 675-24-2	48 96	238	2240	2347	2775	2980	3367	4540	5241
R 48 120 675-24-2	48 120	258	2406	2527	3012	3246	3684	5017	5812
R 60 144 675-30-2	60 144	350	3215	3388	4081	4415	5041	6945	8081

Boatshape



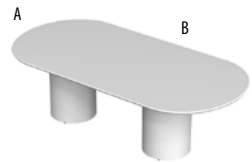
Model #	Size A x B	WT	VS1	ST1	ST2	ST3	ST4	ST5	ST6
BT 36 84 675-18-2	42 84	170	1760	1832	2121	2260	2521	3314	3788
BT 36 96 675-18-2	48 96	186	1952	2036	2371	2532	2835	3755	4304
BT 48 84 675-24-2	48 84	202	2032	2113	2437	2592	2885	3773	4303
BT 48 96 675-24-2	48 96	238	2240	2347	2775	2980	3367	4540	5241
BT 48 120 675-24-2	48 120	258	2406	2527	3012	3246	3684	5017	5812
BT 60 144 675-30-2	60 144	350	3215	3388	4081	4415	5041	6945	8081

√ For available colors, finishes and grade pricing, see Cape Table Finish Guide.

Ostler Series

Model #	Size A x B	WT	VS1	ST1	ST2	ST3	ST4	ST5	ST6
RT 36 84 675-18-2	42 84	170	1760	1832	2121	2260	2521	3314	3788
RT 36 96 675-18-2	48 96	186	1952	2036	2371	2432	2835	3755	4304
RT 48 84 675-24-2	48 84	202	2032	2113	2437	2442	2885	3773	4303
RT 48 96 675-24-2	48 96	238	2240	2347	2775	2830	3367	4540	5241
RT 48 120 675-24-2	48 120	258	2406	2527	3012	3046	3684	5017	5812
RT 60 144 675-30-2	60 144	350	3215	3088	4081	4115	4741	6945	8081

Racetrack



Model #	Size A x B	WT	VS1	ST1	ST2	ST3	ST4	ST5	ST6
RD 42 42 675-18	42 42	104	925	971	1156	1245	1412	1919	2223
RD 48 48 675-24	48 48	117	971	1023	1231	1331	1519	2090	2431
RD 54 54 675-24	54 54	141	1260	1329	1606	1740	1990	2752	3206
RD 60 60 675-24	60 60	157	1352	1433	1757	1912	2205	3093	3623
RD 72 72 675-30	72 72	198	1660	1767	2195	2400	2787	3960	4661

Round



Phan Series

Options

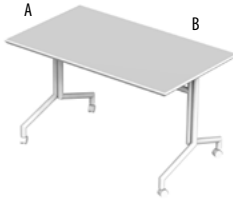
Swivel locking Caster (Set of 4)	Included
Flip Top feature	Included
Ganging Fast Lock	90.00 list per table
Polished Chrome Upcharge	125.00 list per table
Satin Nickel Upcharge	270.00 list per table

* Standard table height is 29.5" from floor to surface unless otherwise specified.

* For Power, Data and additional Accessories, refer to Accessories page.

√ For available colors, finishes and grade pricing, see Cape Table Finish Guide.

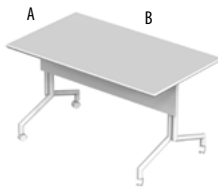
Rectangular



Model #	Size A x B	WT	VS1	ST1	ST2	ST3	ST4	ST5	ST6
R 24 42 1000	24 42	77	1157	1180	1273	1317	1401	1655	1806
R 24 48 1000	24 48	79	1157	1180	1273	1317	1401	1655	1806
R 24 54 1000	24 54	92	1204	1232	1348	1404	1508	1825	2015
R 24 60 1000	24 60	95	1204	1232	1348	1404	1508	1825	2015
R 24 72 1000	24 72	113	1250	1284	1423	1490	1615	1996	2223
R 24 84 1000	24 84	131	1473	1513	1675	1753	1899	2343	2608
R 30 42 1000	30 42	93	1250	1284	1423	1490	1615	1996	2223
R 30 48 1000	30 48	95	1250	1284	1423	1490	1615	1996	2223
R 30 54 1000	30 54	112	1319	1362	1536	1619	1776	2252	2536
R 30 60 1000	30 60	115	1319	1362	1536	1619	1776	2252	2536
R 30 72 1000	30 72	137	1388	1440	1648	1748	1936	2507	2848
R 30 84 1000	30 84	159	1635	1695	1938	2055	2274	2940	3338
R 36 48 1000	54 84	280	1798	1914	2376	2598	3016	4285	5043
R 36 54 1000	54 96	300	1914	2044	2564	2814	3284	4711	5564
R 36 60 1000	54 120	320	2030	2174	2752	3030	3552	5138	6085
R 36 72 1000	54 144	380	2411	2584	3277	3611	4237	6141	7277
R 36 84 1000	54 168	480	3079	3281	4090	4479	5210	7430	8757

Modesty Panel

* Embossed or Perforated



Model #	Size A x B	WT	VS1	ST1	ST2	ST3	ST4	ST5	ST6
MP 10 42 1000-M	10 42	5	260						
MP 10 48 1000-M	10 48	7	260						
MP 10 54 1000-M	10 54	9	290						
MP 10 60 1000-M	10 60	11	290						
MP 10 72 1000-M	10 72	15	310						
MP 10 84 1000-M	10 84	17	380						

* Modesty panel is available in any Cape standard base finish

P3 Series

Options

Swivel locking Caster	Included
Flip Top feature	Included
Storage Rack	120.00
Ganging Hinge Lock	55.00

***Bases available in epoxy silver only**

*Standard table height is 29.5" from floor to surface unless otherwise specified.

*For Power, Data and additional Accessories, refer to Accessories page.

√ For available colors, finishes and grade pricing, see Cape Table Finish Guide.

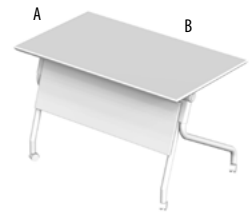
Model #	Size A x B	WT	VS1	ST1	ST2	ST3	ST4	ST5	ST6
R 24 48 P3-120	24 48	59	885	908	1000	1045	1128	1382	1534
R 24 54 P3-120	24 54	67	931	960	1076	1131	1236	1553	1742
R 24 60 P3-150	24 60	67	956	985	1101	1156	1261	1578	1767
R 24 66 P3-150	24 66	75	1002	1037	1176	1242	1368	1748	1976
R 24 72 P3-180	24 72	75	1027	1062	1201	1267	1393	1773	2001
R 30 48 P3-120	30 48	75	977	1012	1151	1217	1343	1723	1951
R 30 54 P3-120	30 54	87	1047	1090	1263	1347	1503	1979	2263
R 30 60 P3-150	30 60	87	1072	1115	1288	1372	1528	2004	2288
R 30 66 P3-150	30 66	99	1141	1193	1401	1501	1689	2260	2601
R 30 72 P3-150	30 72	99	1166	1218	1426	1526	1714	2285	2626

Rectangular



Model #	Size A x B	WT	VS1	ST1	ST2	ST3	ST4	ST5	ST6
MP 10 42 P3-M	10 42	5	175						
MP 10 48 P3-M	10 48	7	175						
MP 10 54 P3-M	10 54	9	185						
MP 10 60 P3-M	10 60	11	185						
MP 10 72 P3-M	10 72	15	205						

Modesty Panel



*Modesty panel is available in Cape grade card

Picard Series

Options

Polished Chrome	200.00 list per table
Clearcoat (outdoor)	60.00 list per table
Ganging Fast Lock	89.00 list per table
Bar Height (40"H)	65.00 list per table (note: Base size requires Cape approval)

***Bases offered standard in black epoxy finish.**

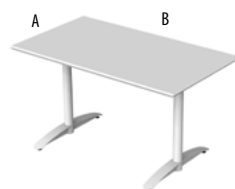
* Other colors available on request.

* Standard table height is 29.5" from floor to surface unless otherwise specified.


* For Power, Data and additional Accessories, refer to Accessories page.

√ For available colors, finishes and grade pricing, see Cape Table Finish Guide.

Rectangular



#2165 Base Style



#2115/2125 Base Style

Square



Model #	Size A x B	WT	VS1	ST1	ST2	ST3	ST4	ST5	ST6
R 24 30 2115-22	24 30	44	338	355	424	458	488	651	824
R 24 36 2115-22	24 36	46	349	368	443	479	512	689	876
R 24 42 2165-22	24 42	54	512	535	628	672	713	930	1161
R 24 48 2165-22	24 48	54	512	535	628	672	713	930	1161
R 24 54 2165-22	24 54	62	558	587	703	758	809	1080	1369
R 24 60 2165-22	24 60	62	558	587	703	758	809	1080	1369
R 24 72 2165-22	24 72	70	604	639	778	844	906	1231	1578
R 30 36 2125-30	30 36	57	459	482	574	619	660	877	1108
R 30 42 2125-30	30 42	73	551	586	725	791	853	1178	1525
R 30 48 2165-30	30 48	70	604	639	778	844	906	1231	1578
R 30 54 2165-30	30 54	74	628	665	815	888	954	1306	1682
R 30 60 2165-30	30 60	82	674	717	890	974	1050	1457	1890
R 30 72 2165-30	30 72	94	743	795	1003	1103	1195	1683	2203
Model #	Size A x B	WT	VS1	ST1	ST2	ST3	ST4	ST5	ST6
SQ 24 24 2115-22	24 24	40	314	329	387	414	440	576	720
SQ 30 30 2115-22	30 30	52	384	407	499	544	585	802	1033
SQ 36 36 2115-30	36 36	61	482	508	612	662	708	952	1212
SQ 42 42 2115-30	42 42	85	621	664	837	921	997	1404	1837

√ For available colors, finishes and grade pricing, see Cape Table Finish Guide.

Picard Series

Model #	Size A x B	WT	VS1	ST1	ST2	ST3	ST4	ST5	ST6
RD 24 24 2115-22	24 24	40	314	329	387	414	440	576	720
RD 30 30 2115-22	30 30	60	430	459	574	630	681	952	1241
RD 36 36 2125-30	36 36	69	528	560	687	748	804	1103	1420
RD 42 42 2125-30	42 42	89	644	690	875	964	1046	1479	1942

Round



Model #	Size A x B	WT	VS1	ST1	ST2	ST3	ST4	ST5	ST6
RS 42 36 2125-30	42 36	81	598	638	800	878	949	1329	1733

Radius Square



Puck Series

Options

Polished Chrome	200.00 list per table
Satin Nickel	300.00 list per table
Clearcoat (outdoor)	60.00 list per table
Bar Height (40"H)	65.00 list per base (note: Base size requires Cape approval)

***Bases offered standard in black epoxy finish.**


* Other colors available on request.

* Standard table height is 29.5" from floor to surface unless otherwise specified.

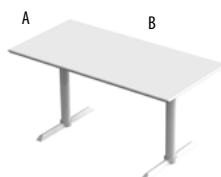
* For Power, Data and additional Accessories, refer to Accessories page.

√ For available colors, finishes and grade pricing, see Cape Table Finish Guide.

Rectangular



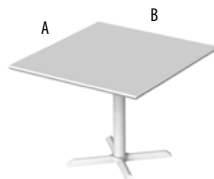
#2099 Base Style



#2065 base Style

Model #	Size A x B	WT	VS1	ST1	ST2	ST3	ST4	ST5	ST6
R 24 30 2099-22	24 30	46	338	355	424	458	488	651	824
R 24 36 2099-22	24 36	48	349	368	443	479	512	689	876
R 24 42 2099-22	24 42	54	384	407	499	544	585	802	1033
R 24 48 2065-22	24 48	54	441	464	557	601	642	859	1090
R 24 54 2065-22	24 54	62	487	516	632	687	739	1010	1299
R 24 60 2065-22	24 60	62	487	516	632	687	739	1010	1299
R 24 72 2065-22	24 72	70	534	568	707	774	835	1160	1507
R 30 36 2099-22	30 36	54	384	407	499	544	585	802	1033
R 30 42 2099-22	30 42	70	476	511	650	716	778	1103	1450
R 30 48 2065-22	30 48	70	534	568	707	774	835	1160	1507
R 30 54 2065-22	30 54	74	557	594	745	817	883	1236	1611
R 30 60 2065-22	30 60	82	603	646	820	903	980	1386	1820

Square



Model #	Size A x B	WT	VS1	ST1	ST2	ST3	ST4	ST5	ST6
SQ 24 24 2015-22	24 24	40	292	307	365	392	418	553	698
SQ 30 30 2015-22	30 30	52	362	385	477	522	563	779	1011
SQ 36 36 2025-30	36 36	61	429	455	559	609	655	899	1159
SQ 42 42 2025-30	42 42	85	568	611	784	868	944	1351	1784

√ For available colors, finishes and grade pricing, see Cape Table Finish Guide.

Puck Series

Model #	Size A x B	WT	VS1	ST1	ST2	ST3	ST4	ST5	ST6
RD 2424 2015-22	24 24	40	292	307	365	392	418	553	698
RD 3030 2015-22	30 30	60	408	437	552	608	659	930	1219
RD 3636 2015-22	36 36	64	431	463	590	651	707	1005	1323
RD 4242 2025-30	42 42	89	591	637	822	911	993	1426	1889

Round



Model #	Size A x B	WT	VS1	ST1	ST2	ST3	ST4	ST5	ST6
RS 4236 2025-30	42 36	81	545	585	747	1895	2089	3119	4217
RS 4842 2025-30	48 42	101	660	715	2214	2480	2726	4027	5414

Radius Square



Roux Series

Options

Equalizer Glide	10.00 list each
Swivel locking Caster (Set of 4)	75.00 list per table
Ganging Fast Lock	90.00 list per table
Polished Chrome Upcharge	100.00 list per table
Satin Nickel Upcharge	250.00 list per table
For non standard heights	120.00 list per table (indicate height on order) (note: Base size requires Cape approval)

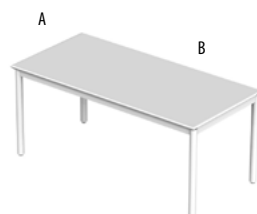
*1 1/4" diameter legs are available on special request.

*Standard with 2" diameter post leg.

*Includes 1" x 2" tubular apron.

√ For available colors, finishes and grade pricing, see Cape Table Finish Guide.

Rectangular



Model #	Size A x B	WT	VS1	ST1	ST2	ST3	ST4	ST5	ST6
R 24 36 1600	24 36	56	548	567	642	678	746	952	1075
R 24 42 1600	24 42	62	596	619	712	756	840	1093	1245
R 24 48 1600	24 48	62	609	632	725	769	853	1107	1258
R 24 54 1600	24 54	70	669	698	813	869	973	1290	1480
R 24 60 1600	24 60	70	682	711	826	882	986	1304	1493
R 24 72 1600	24 72	78	750	785	924	990	1116	1496	1724
R 24 84 1600	24 84	86	819	859	1021	1099	1245	1689	1954
R 24 96 1600	24 96	94	887	933	1118	1207	1374	1882	2185
R 30 36 1600	30 36	68	619	645	749	799	893	1179	1349
R 30 42 1600	30 42	80	702	736	875	942	1067	1448	1675
R 30 48 1600	30 48	80	715	750	888	955	1080	1461	1688
R 30 54 1600	30 54	92	798	841	1014	1098	1254	1730	2014
R 30 60 1600	30 60	92	811	854	1027	1111	1267	1743	2027
R 30 72 1600	30 72	104	902	954	1162	1262	1450	2021	2362
R 30 84 1600	30 84	116	994	1054	1297	1414	1633	2299	2697
R 30 96 1600	30 96	128	1085	1154	1432	1565	1816	2577	3032
R 36 48 1600	36 48	85	728	763	902	968	1094	1474	1702
R 36 54 1600	36 54	97	811	854	1027	1111	1267	1743	2027
R 36 60 1600	36 60	97	824	867	1041	1124	1281	1757	2041
R 36 72 1600	36 72	109	915	967	1175	1275	1463	2034	2375
R 36 84 1600	*36 84	121	1007	1068	1310	1427	1646	2312	2710
R 36 96 1600	*36 96	133	1098	1168	1445	1578	1829	2590	3045

Roux Series

Options

Equalizer Glide	10.00	list each
Swivel locking Caster (Set of 4)	75.00	list per table
Ganging Fast Lock	90.00	list per table
Polished Chrome Upcharge	100.00	list per table
Satin Nickel Upcharge	250.00	list per table
For non standard heights	120.00	list per table (indicate height on order) (note: Base size requires Cape approval)

*1 1/4" diameter legs are available on special request.

*Standard with 2" diameter post leg.

*Includes 1" x 2" tubular apron.

*Pricing based on standard power epoxy base finished from Cape standard selection. Other colors available on request.

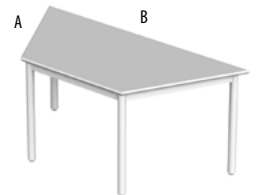
*Standard table height is 29.5" from floor to surface unless otherwise specified.

*For Power, Data and additional Accessories, refer to Accessories page.

√ For available colors, finishes and grade pricing, see Cape Table Finish Guide.

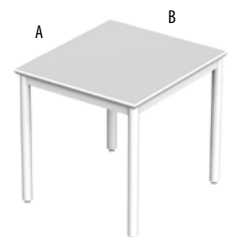
Model #	Size A x B	WT	VS1	ST1	ST2	ST3	ST4	ST5	ST6
TR 24 48 1600	24 48	64	619	645	749	799	893	1179	1349
TR 30 60 1600	30 60	88	761	802	963	1041	1187	1631	1897
TR 36 72 1600	36 72	117	948	1006	1237	1348	1557	2192	2571

Trapazoid



Model #	Size A x B	WT	VS1	ST1	ST2	ST3	ST4	ST5	ST6
SQ 24 24 1600	24 24	44	510	527	597	630	693	883	997
SQ 30 30 1600	30 30	53	562	586	681	727	813	1075	1231
SQ 36 36 1600	36 36	61	600	627	737	790	889	1190	1370
SQ 42 42 1600	42 42	76	672	707	849	917	1045	1434	1666
SQ 48 48 1600	48 48	91	768	814	999	1088	1255	1762	2065

Square



Silverton Series

Options

EqualizerGlide(Setof4)	40.00	list per table
SwivellockingCaster(Setof4)	75.00	list per table
Ganging Fast Lock	90.00	list per table
Polished Chrome Upcharge	100.00	list per table
Satin Nickel Upcharge	250.00	list per table
Clearcoat Upcharge (for outdoor use)	80.00	list per table
For non standard heights	90.00	(indicate height range on order) (note: Base size requires Cape approval)

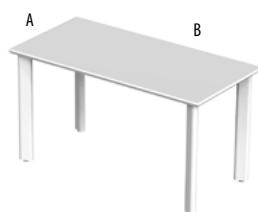
*Pricing based on standard power epoxy base finished from Cape standard selection. Other colors available on request.

*Standard table height is 29.5" from floor to surface unless otherwise specified.

*For Power, Data and additional Accessories, refer to Accessories page.

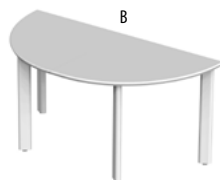
√For available colors, finishes and grade pricing, see Cape Table Finish Guide.

Rectangular



Model #	Size A x B	WT	VS1	ST1	ST2	ST3	ST4	ST5	ST6
R 24 36 416	24 36	68	616	633	703	736	799	989	1103
R 24 42 416	24 36	76	662	685	778	822	906	1160	1311
R 24 48 416	24 36	76	662	685	778	822	906	1160	1311
R 24 54 416	24 36	84	708	737	853	908	1013	1330	1520
R 24 60 416	24 36	84	708	737	853	908	1013	1330	1520
R 30 36 416	30 36	80	685	711	815	865	959	1245	1415
R 30 42 S 416	30 42	82	697	724	834	887	986	1288	1467
R 30 48 S 416	30 48	88	732	763	890	952	1066	1415	1624
R 30 54 S 416	30 54	92	755	789	928	995	1120	1501	1728
R 30 60 S 416	30 60	100	801	841	1003	1081	1227	1671	1936
R 36 42 416	36 42	92	755	789	928	995	1120	1501	1728
R 36 48 416	36 48	92	755	789	928	995	1120	1501	1728
R 36 54 416	36 54	104	824	867	1041	1124	1281	1757	2041
R 36 60 416	36 60	104	824	867	1041	1124	1281	1757	2041

Half Round



Model #	Size A x B	WT	VS1	ST1	ST2	ST3	ST4	ST5	ST6
HR 24 48 416	24 48	80	685	711	815	865	959	1245	1415
HR 30 60 416	30 60	100	801	841	1003	1081	1227	1671	1936
HR 36 72 416	36 72	124	940	997	1228	1340	1548	2183	2562

Silverton Series

Options

Equalizer Glide	10.00	list each
Swivellocking Caster(Setof4)	75.00	list per table
Ganging Fast Lock	90.00	list per table
Polished Chrome Upcharge	100.00	list per table
Satin Nickel Upcharge	250.00	list per table
Clearcoat Upcharge (for outdoor use)	80.00	list per table
For non standard heights	90.00	(indicate height range on order) (note: Base size requires Cape approval)

* Pricing based on standard power epoxy base finished from Cape standard selection. Other colors available on request.

* Standard table height is 29.5" from floor to surface unless otherwise specified.. * For Power, Data and additional Accessories, refer to Accessories page.

√ For available colors, finishes and grade pricing, see Cape Table Finish Guide.

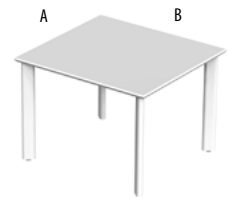
Model #	Size A x B	WT	VS1	ST1	ST2	ST3	ST4	ST5	ST6
SQ 30 30 416	30 30	76	662	685	778	822	906	1160	1311
SQ 36 36 416	36 36	80	685	711	815	865	959	1245	1415
SQ 42 42 416	42 42	92	755	789	928	995	1120	1501	1728
SQ 30 48 416	48 48	108	847	893	1078	1167	1334	1842	2145

Model #	Size A x B	WT	VS1	ST1	ST2	ST3	ST4	ST5	ST6
RS 42 36 416	42 42 36 36	100	801	841	1003	1081	1227	1671	1936
RS 48 42 416	48 48 42 42	108	847	893	1078	1167	1334	1842	2145

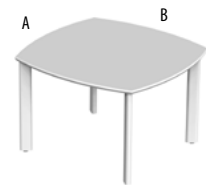
Model #	Size A x B	WT	VS1	ST1	ST2	ST3	ST4	ST5	ST6
RA 24 24 416	24 24	61	520	540	621	660	733	955	1088
RA 30 30 416	30 30	69	566	592	696	746	840	1126	1296
RA 36 36 416	36 36	77	612	644	771	832	947	1296	1504
RA 42 42 416	42 42	93	705	748	921	1005	1161	1637	1921

Model #	Size A x B	WT	VS1	ST1	ST2	ST3	ST4	ST5	ST6
RB 24 24 416	24 24	61	520	540	621	660	733	955	1088
RB 30 30 416	30 30	69	566	592	696	746	840	1126	1296
RB 36 36 416	36 36	77	612	644	771	832	947	1296	1504
RB 42 42 416	42 42	93	705	748	921	1005	1161	1637	1921

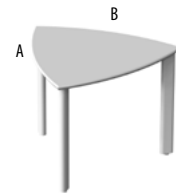
Square



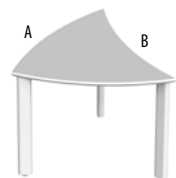
Radius Square



Radius Triangle



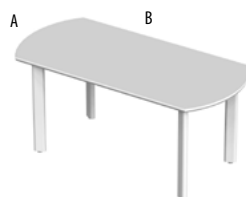
Radius Triangle Concave



Silverton Series

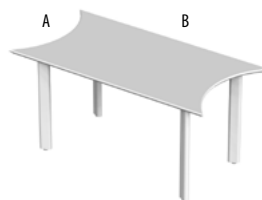
√ For available colors, finishes and grade pricing, see Cape Table Finish Guide.

Rectangular Convex



Model #	Size A x B	WT	VS1	ST1	ST2	ST3	ST4	ST5	ST6
RX 24 30 416	24 30	72	639	659	740	779	852	1074	1207
RX 24 60 416	24 60	92	755	789	928	995	1120	1501	1728
RX 30 30 416	30 30	80	685	711	815	865	959	1245	1415
RX 30 36 416	30 36	84	708	737	853	908	1013	1330	1520
RX 30 48 416	30 48	92	755	789	928	995	1120	1501	1728
RX 30 60 416	30 60	104	824	867	1041	1124	1281	1757	2041
RX 36 36 416	36 36	88	732	763	890	952	1066	1415	1624
RX 36 48 416	36 48	100	801	841	1003	1081	1227	1671	1936
RX 36 60 416	36 60	112	870	919	1116	1210	1388	1927	2249
RX 42 48 416	42 48	112	870	919	1116	1210	1388	1927	2249
RX 42 60 416	42 60	136	1009	1075	1341	1469	1709	2439	2874

Rectangular Concave



Model #	Size A x B	WT	VS1	ST1	ST2	ST3	ST4	ST5	ST6
RC 24 30 416	24 30	72	639	659	740	779	852	1074	1207
RC 24 60 416	24 60	92	755	789	928	995	1120	1501	1728
RC 30 30 416	30 30	80	685	711	815	865	959	1245	1415
RC 30 36 416	30 36	84	708	737	853	908	1013	1330	1520
RC 30 48 416	30 48	92	755	789	928	995	1120	1501	1728
RC 30 60 416	30 60	104	824	867	1041	1124	1281	1757	2041
RC 36 36 416	36 36	88	732	763	890	952	1066	1415	1624
RC 36 48 416	36 48	100	801	841	1003	1081	1227	1671	1936
RC 36 60 416	36 60	112	870	919	1116	1210	1388	1927	2249
RC 42 48 416	42 48	112	870	919	1116	1210	1388	1927	2249
RC 42 60 416	42 60	136	1009	1075	1341	1469	1709	2439	2874

Stadlander Series

Options

Notched apron for ADA access 65.00 list per base

For Queen Anne style legs 110.00 list per base

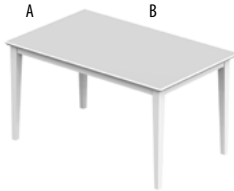
*Pricing based on any Cape standard wood finish.

* Standard table height is 29.5" from floor to surface unless otherwise specified.

* Bases are made with solid beech wood.

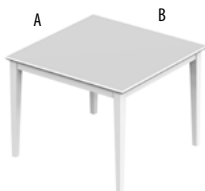
√ For available colors, finishes and grade pricing, see Cape Table Finish Guide.

Rectangular



Model #	Size A x B	WT	VS1	ST1	ST2	ST3	ST4	ST5	ST6
R 30 36 491-29	30 36	61	908	934	1038	1088	1182	1468	1639
R 30 48 491-29	30 48	70	954	986	1113	1174	1289	1638	1848
R 30 60 491-29	30 60	84	1069	1109	1271	1349	1495	1939	2205
R 36 48 491-29	36 48	74	1022	1057	1196	1262	1388	1768	1997
R 36 60 491-29	36 60	88	1132	1175	1348	1432	1588	2064	2350
R 42 60 491-29	42 60	103	1234	1289	1509	1614	1813	2415	2777
R 48 60 491-29	48 60	109	1282	1340	1571	1682	1891	2526	2906
* table height is 29"H									
R 20 36 491-16	20 36	48	815	834	909	945	1013	1219	1343
R 20 42 491-16	20 42	54	850	873	965	1010	1093	1347	1500
R 20 48 491-16	20 48	54	860	883	975	1020	1103	1357	1510
R 20 60 491-16	20 60	62	926	955	1071	1126	1231	1548	1738
R 24 36 491-16	24 36	50	837	857	938	977	1050	1272	1405
R 24 42 491-16	24 42	54	860	883	975	1020	1103	1357	1510
R 24 48 491-16	24 48	54	870	893	985	1030	1113	1367	1520
R 24 60 491-16	24 60	66	936	965	1081	1136	1241	1558	1748
* table height is 16"H									

Square



Model #	Size A x B	WT	VS1	ST1	ST2	ST3	ST4	ST5	ST6
SQ 36 36 491-29	36 36	56	893	919	1023	1073	1167	1453	1624
SQ 42 42 491-29	42 42	83	1062	1105	1278	1362	1518	1994	2280
SQ 48 48 491-29	48 48	90	1115	1161	1346	1435	1602	2109	2414
* table height is 29"H									
SQ 24 24 491-22	24 24	44	805	824	899	935	1003	1209	1333
* table height is 22"H									
SQ 24 24 491-16	24 24	46	817	836	911	947	1015	1221	1345
SQ 30 30 491-16	30 30	54	855	878	970	1015	1098	1352	1505
SQ 36 36 491-16	36 36	60	883	909	1013	1063	1157	1443	1614
* table height is 16"H									

Syrus Series

Options

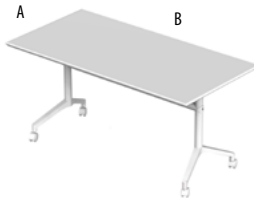
Cape standard epoxy colors on column and cross bar	160.00 list per table
Perforated modesty panel in black	270.00 list per table
Perforated modesty panel in any Cape standard epoxy finish	330.00 list per table

***Pricing based on satin nickel foot and black epoxy column**

***Standard table height is 29.5" from floor to surface unless otherwise specified.**

√ For available colors, finishes and grade pricing, see Cape Table Finish Guide.

Rectangular



Model #	Size A x B	WT	VS1	ST1	ST2	ST3	ST4	ST5	ST6
R 25 54 9100	25 54	70	906	935	1051	1106	1211	1528	1717
R 25 60 9100	25 60	70	906	935	1051	1106	1211	1528	1717
R 25 66 9100	25 66	78	952	987	1126	1192	1318	1698	1926
R 25 72 9100	25 72	78	952	987	1126	1192	1318	1698	1926
R 30 54 9100	30 54	78	952	987	1126	1192	1318	1698	1926
R 30 60 9100	30 60	78	952	987	1126	1192	1318	1698	1926
R 30 66 9100	30 66	90	1022	1065	1238	1322	1478	1954	2238
R 30 72 9100	30 72	90	1022	1065	1238	1322	1478	1954	2238

Options

Equalizer Glide	10.00	list each	* Height adjustable from 26" H - 34" H
Swivel locking Caster (Set of 4)	75.00	list per table	
180-10 Concealed Caster/Glide	70.00	list per table	
180-20 Concealed Caster/Caster	70.00	list per table	
Flip Top * for tables up to 84" W. (for larger sizes, please contact Cape Contract)	320.00	list per table	
Ganging Fast Lock	90.00	list per table	
Polished Chrome Upcharge	100.00	list per table	
Satin Nickel Upcharge	250.00	list per table	
Fieri Series Leg design	100.00	list per table	
Crawford Series Leg design	200.00	list per table	

* Torres tables adjust from 26"H to 34"H (top included) in 1" increments.

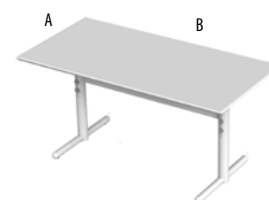
* Pricing based on standard power epoxy base finished from Cape standard selection. Other colors available on request.

* For Power, Data and additional Accessories, refer to Accessories page.

√ For available colors, finishes and grade pricing, see Cape Table Finish Guide.

Model #	Size A x B	WT	VS1	ST1	ST2	ST3	ST4	ST5	ST6
R 30 48 182-28	30 48	108	1488	1523	1662	1728	1854	2234	2462
R 30 54 182-28	30 54	120	1558	1601	1774	1858	2014	2490	2774
R 30 60 182-28	30 60	120	1558	1601	1774	1858	2014	2490	2774
R 30 72 182-28	30 72	132	1627	1679	1887	1987	2175	2746	3087
R 30 84 182-28	30 84	144	1696	1757	2000	2116	2336	3002	3400
R 36 48 182-28	36 48	108	1488	1523	1662	1728	1854	2234	2462
R 36 54 182-28	36 54	120	1588	1601	1774	1858	2014	2490	2774
R 36 60 182-28	36 60	120	1588	1601	1774	1858	2014	2490	2774
R 36 72 182-28	36 72	132	1627	1679	1887	1987	2175	2746	3087
R 36 84 182-28	36 84	144	1696	1757	2000	2116	2336	3002	3400
R 42 60 182-28	42 36	140	1673	1731	1962	2073	2282	2917	3296
R 42 72 182-28	42 42	156	1766	1835	2112	2246	2496	3258	3712
R 42 84 182-28	42 48	172	1858	1939	2263	2418	2711	3599	4129
R 48 60 182-28	48 60	140	1673	1731	1962	2073	2282	2917	3296
R 48 72 182-28	48 72	156	1766	1835	2112	2246	2496	3258	3712
R 48 84 182-28	48 84	172	1858	1939	2263	2418	2711	3599	4129

Rectangular



Torres Series

Options

Equalizer Glide	10.00	list each
Swivel locking Caster (Set of 4)	75.00	list per table
180-24 Caster	75.00	list per table
Flip Top (for tables up to 60" in size)	160.00	list per table
<i>(for larger sizes please contact Cape Contract)</i>		
Ganging Fast Lock	90.00	list per table
Polished Chrome Upcharge	75.00	list per table
Satin Nickel Upcharge	110.00	list per table
Clearcoat for exterior application	60.00	list per table
Crawford Series Leg design	160.00	list per table

√ For available colors, finishes and grade pricing, see Cape Table Finish Guide.

Round



Model #	Size A x B	WT	VS1	ST1	ST2	ST3	ST4	ST5	ST6
RD 42 42 184-28	42 42	92	952	996	1169	1252	1409	1885	2169
RD 48 48 184-32	48 48	100	998	1048	1244	1338	1516	2055	2377

Radius Square



Model #	Size A x B	WT	VS1	ST1	ST2	ST3	ST4	ST5	ST6
RS 42 36 184-32	42 36	96	975	1022	1206	1295	1462	1970	2273
RS 48 42 184-32	48 42	100	998	1048	1244	1338	1516	2055	2377

Square



Model #	Size A x B	WT	VS1	ST1	ST2	ST3	ST4	ST5	ST6
SQ 36 36 184-28	36 36	70	825	853	962	1015	1114	1416	1596
SQ 42 42 184-32	42 42	92	952	996	1169	1252	1409	1885	2169

Torres Series

Options

Equalizer Glide	10.00	list each
Swivel locking Caster (Set of 4)	75.00	list per table
180-24 Caster	75.00	list per table
Ganging Fast Lock	90.00	list per table
Polished Chrome Upcharge	100.00	list per table
Satin Nickel Upcharge	250.00	list per table
Fieri Series Leg design	100.00	list per table
Crawford Series Leg design	200.00	list per table

*** Height adjustable from 26" H - 34" H**

* Torres tables adjust from 26"H to 34"H (top included) in 1" increments.

* Pricing based on standard power epoxy base finished from Cape standard selection. Other colors available on request.

* For Power, Data and additional Accessories, refer to Accessories page.

√ For available colors, finishes and grade pricing, see Cape Table Finish Guide.

Model # Round	Size A x B	WT	VS1	ST1	ST2	ST3	ST4	ST5	ST6
RD 60 60 184DC36	60 60	188	1835	1913	2225	2375	2657	3514	4025

Round



Model # Square	Size A x B	WT	VS1	ST1	ST2	ST3	ST4	ST5	ST6
SQ 48 48 184DC32	48 48	144	1581	1627	1812	1901	2068	2576	2879
SQ 60 60 184DC36	60 60	180	1789	1861	2150	2289	2550	3343	3817

Square



Yeo Series

Options

Polished Chrome	60.00 list per base
Satin Nickel	100.00 list per base
Clearcoat (outdoor)	60.00 list per base

* Available with 16" 18" 21" H (Please specify on order)

* Pricing based on standard power epoxy base finished from Cape standard selection. Other colors available on request.

√ For available colors, finishes and grade pricing, see Cape Table Finish Guide.

Model #	Size A x B	WT	VS1	ST1	ST2	ST3	ST4	ST5	ST6
RD 1515 5001-15	15 15	47	402	413	460	482	524	651	726
RD 1818 5001-15	18 18	50	425	439	497	525	577	736	831
RD 2020 5001-15	20 20	53	448	465	535	568	631	821	935
RD 2424 5001-15	24 24	58	448	465	535	568	631	821	935
RD 3030 5001-18	30 30	64	494	517	610	654	738	992	1143
RD 3636 5001-18	36 36	67	517	543	647	697	791	1077	1247

Model #	Size A x B	WT	VS1	ST1	ST2	ST3	ST4	ST5	ST6
RD 1515 5501-15	15 15	47	623	634	681	703	745	872	947
RD 1818 5501-15	18 18	50	646	660	718	746	798	957	1052
RD 2020 5501-15	20 20	53	669	686	756	789	852	1042	1156
RD 2424 5501-18	24 24	58	669	686	756	789	852	1042	1156
RD 3030 5501-18	30 30	64	715	738	831	875	959	1213	1364
RD 3636 5501-18	36 36	67	738	764	868	918	1012	1298	1468

Model #	Size A x B	WT	VS1	ST1	ST2	ST3	ST4	ST5	ST6
RD 1515 5502-15	15 15	47	755	767	813	835	877	1004	1080
RD 1818 5502-15	18 18	50	779	793	851	879	931	1089	1184
RD 2020 5502-15	20 20	53	802	819	888	922	984	1175	1288
RD 2424 5502-15	24 24	58	802	819	888	922	984	1175	1288

Round



Round



Round



Yeo Series

Options

Polished Chrome	60.00	list per base
Satin Nickel	100.00	list per base
Clearcoat (outdoor)	60.00	list per base


* Available in 16", 18" or 21" Height (Please specify when ordering).

* Pricing based on standard power epoxy base finished from Cape standard selection. Other colors available on request.

√ For available colors, finishes and grade pricing, see Cape Table Finish Guide.


Model #	Size A x B	WT	VS1	ST1	ST2	ST3	ST4	ST5	ST6
SQ 1515 5521-15	15 15	51	490	502	548	570	612	739	815
SQ 1818 5521-15	18 18	55	513	528	586	613	666	824	919
SQ 2020 5521-15	20 20	59	536	554	623	656	719	909	1023
SQ 2424 5521-15	24 24	64	536	554	623	656	719	909	1023
SQ 3030 5521-18	30 30	72	583	606	698	743	826	1080	1232
SQ 3636 5521-18	36 36	76	606	632	736	786	880	1165	1336

Square



Model #	Size A x B	WT	VS1	ST1	ST2	ST3	ST4	ST5	ST6
SQ 1515 5522-15	15 15	51	490	502	548	570	612	739	815
SQ 1818 5522-15	18 18	55	513	528	586	613	666	824	919
SQ 2020 5522-15	20 20	59	536	554	623	656	719	909	1023
SQ 2424 5522-15	24 24	64	536	554	623	656	719	909	1023

Square



Accessories



VWM-1

- Vertical wire management channel
- For 2" diameter column
- Black PVC


\$ 45.00 List



HWM-1

- Horizontal wire management channel
- Attaches to the underside of the top surface
- Black PVC
- 72" length


\$ 75.00 List Each



GR-1

- 2" diameter Grommet
- Black or Gray PVC
- Please specify location


\$ 22.00 List



GR-2

- 3" diameter Grommet
- Black or Gray PVC
- Please specify location

\$ 38.00 List



TWC-1

- Twin wheel swivel locking caster
- Black finish
- Set of 4 casters

\$ 64.00 List



HDC-1

- 2 1/2" wheel diameter
- The heavy duty caster
- Set of 4

\$ 290.00 List




EQ-1

- Equalizing glide
- 5/16" - 18 thread
- Adjusts to 1/4" on self leveling spring

\$ 12.00 List Each

Accessories



Drop Leaf Option

- Interior edges are self edge
- Applicable to round tables at 42", 48", 51" and 60" only


42" diameter (makes a 30" x 30" square)

48" diameter (makes a 34" x 34" square)

51" diameter (makes a 36" x 36" square)

60" diameter (makes a 42" x 42" square)

.....
\$ 390.00



Reveal Dot

- Indicates the edge to be lifted when using concealed casters.

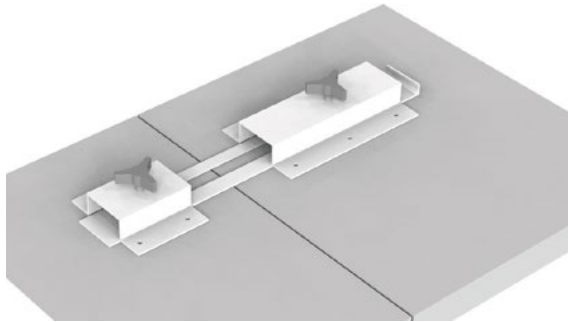
.....
\$ 32.00



Games Table Pattern

- 30" x 30" pattern size. Includes a 1/4" poly resin border.


.....
\$ 550.00



QL-1

- Heavy duty ganging connector
- Set of 2 assemblies
- Each assembly includes:
 - 1 latch
 - 2 latch channels
 - 2 knurled knobs

.....
\$ 220.00 List




FLG-1

- Ganging connector / set of 2 assemblies
- Each assembly includes: 2 knurled knobs, 1 connecting bar, 2 metal inserts applied to the table top

.....
\$ 84.00 List Each


Accessories



Embossed Metal Modesty Panel

- Mounts with screws.
- Choose from any Cape standard epoxy finish
- Includes mounting brackets

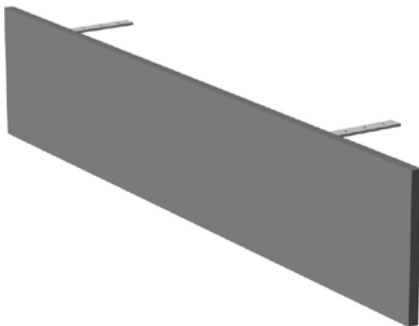
MOD-E 10 34	10" x 34"	260
MOD-E 10 40	10" x 40"	260
MOD-E 10 46	10" x 46"	260
MOD-E 10 52	10" x 52"	290
MOD-E 10 58	10" x 58"	290
MOD-E 10 70	10" x 70"	320



Perforated Metal Modesty Panel

- Mounts with screws.
- Choose from any Cape standard epoxy finish
- Includes mounting brackets
- 1/4" diameter detail

MOD-E 10 34	10" x 34"	260
MOD-E 10 40	10" x 40"	260
MOD-E 10 46	10" x 46"	260
MOD-E 10 52	10" x 52"	290
MOD-E 10 58	10" x 58"	290
MOD-E 10 70	10" x 70"	310



Laminate Modesty Panel

- Mounts with screws.
- Choose from any Cape standard laminate
- Includes mounting brackets

MOD-L 10 34	10" x 34"	170
MOD-L 10 40	10" x 40"	190
MOD-L 10 46	10" x 46"	190
MOD-L 10 52	10" x 52"	210
MOD-L 10 58	10" x 58"	210
MOD-L 10 70	10" x 70"	240
MOD-L 10 82	10" x 82"	275
MOD-L 10 94	10" x 94"	295

Power & Data



Top Notch 1

Closes flush to the surface
1 Power receptacles / 1 RJ45 CAT 6 data
72" cord length & 72" patch cord for data

NTCH2B-BL	black	662
NTCH2B-BL	silver	662

Top Notch 2

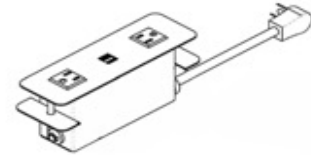
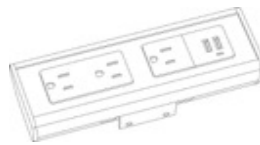
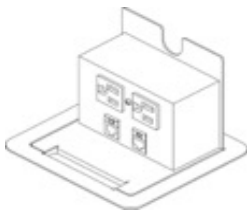
2 Power receptacles / no data
72" cord length

NTCH2P-BL	black	476
NTCH2P-BL	silver	476

Top Notch 3

1 Power receptacles / 1 USB
72" cord length & 72" patch cord for USB

NTCH2U-BL	black	669
NTCH2U-BL	silver	669



Interact JR

Closes flush to the surface
2 Power receptacles / 2 RJ45 CAT 6 data
72" cord length Flip up design

INTJR-BB	black	630
INTJR-078	silver	630

Seclusion

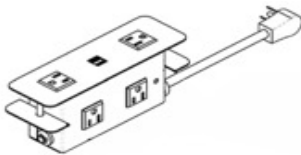
Top surface mounted or undersurface mounted
3 Power receptacles / 2 USB
72" cord length

SECL-3-USB-GW72	Gloss white	591
SECL-3-USB-B72	black	591
SECL-3-USB-S72	silver	591

Cove Standard

Top surface flush mounted
2 Power receptacles / 2 USB
108" cord length

COV-2UGW-108	Gloss white	599
COV-2US-108	silver	599
COV-2UB-108	black	599



Cove (with convenience outlets)

Top surface flush mounted
2 Power receptacles / 2 USB / 2 Convenience
power outlets underneath the unit
108" cord length

COV-22UGW-108	Gloss white	788
COV-22US-108	Silver	788
COV-22UB-108	black	788

Mini-Port

Closes flush to the surface
Spring touch lift lid
2 Power receptacles / 2 Open ports for data
(data receptacles not included)
72" cord length


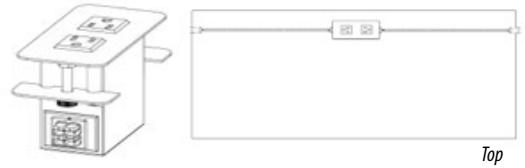
COV-2US-108	silver	498
COV-2UB-108	black	498
For 120" cord length add		44

Interact 1 (with convenience outlet)

Closes flush to the surface
2 Power receptacles / 1 Telecom face plate
/ 1 Convenience power receptacle
underneath the unit
72" cord length *see Telecom plate page for available configurations

INTSP-012	silver	567
INTSC-1	black	567
INTAL-1	Brushed Aluminum	567
For 108" cord length add		63
For 144" cord length add		63

Power & Data



Oasis A

Receding lid closes flush to the surface
6 Power receptacles / 2 Telecom plate positions

108" cord length

*see Telecom plate page for available configurations

OAM-A-PC-S	silver	2917
OAM-A-PC-B	black	2917

Oasis USB

Receding lid closes flush to the surface
6 Power receptacles / 2 x USB charging ports
/ 1 x Telecom plate

108" cord length

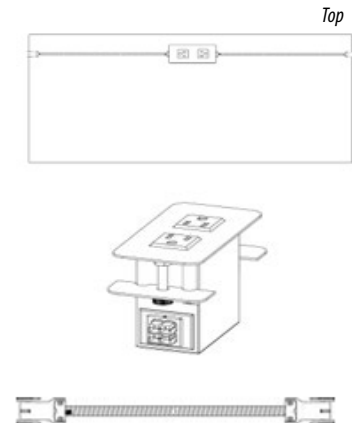
*see Telecom plate page for available configurations

OAM-U-PC-S-108	silver	3219
OAM-U-PC-B-108	black	3219

Cove Daisylink

Flush mounts to the surface
2 x Power receptacles / 2 x connecting cables
Connecting cable sizes are made to order based on the table top size
The first unit in a series requires a starter cable (sold separately)
Indicate table top size on order

COV-2-41-S-K	silver	662
COV-2-41-B-K	black	662
COV-2-41-GW-K	gloss white	662



Cove Daisylink - USB

Flush mounts to the surface
2 x Power receptacles / 2 x connecting cables
/ 2 x USB
Connecting cable sizes are made to order based on the table top size
The first unit in a series requires a starter cable (sold separately)
Indicate table top size on order

COV-2U-41-S-K	silver	1008
COV-2U-41-B-K	black	1008
COV-2U-41-GW-K	glosswhite	1008

Power Starter Cable (hardwired)

Hardwire infeed

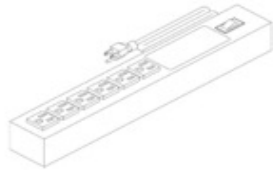
42SB2-48	164
42SB2-60	180
42SB2-72	202
42SB2-96	239

Power Starter Cable (Molded plug)

72" cord length


42AP1-72	277
----------	-----

Power & Data




Power Strip
6 x Power receptacles
72" Cord length

PS6000	black	422
--------	-------	-----



Telecom Faceplate 1
1 x RJ45 CAT 3 Phone / 1 x RJ45 CAT 6 data

A-BL-A-B	black	176
A-GR-A-B	grey	176



Telecom Faceplate 2
2 x RJ45 CAT 6 connectors

A-BL-B-B	black	221
A-GR-B-B	grey	221




Telecom Faceplate 3
1 x RJ11 CAT 3 phone / 2 x RJ45 CAT 6 data

A-BL-A-B-B	black	281
A-GR-A-B-B	grey	281



Telecom Faceplate 4
1 x RJ11 CAT 3 phone / 1 x RJ45 CAT 6 data / 1 x USB

A-BL-B-102	black	281
A-GR-B-102	grey	281



Telecom Faceplate 5
Cordminder

A-BL-CRDMINDER	black	65
A-GR-CRDMINDER	grey	65



Telecom Faceplate 5
1 x HDMI female - female with 36" patch cord attached / 1 x Mini stereo inline / 1 x 15 Pin HD
VGA female-female with 60" patch cord attached

A-BL-B-102	black	281
A-GR-B-102	grey	281



Telecom Faceplate 7
Blank Telecom plate

A-BL	black	11
A-GR	grey	11



CAPE CONTRACT FURNITURE

1 - 8 8 8 - 3 4 3 - 2 2 7 3

sales@capefurniture.net

