

TECH STUDY

WHERE PASSION MEETS EDUCATION

Acids, Bases and Salts

Acids

- An **acid** is a chemical substance that has a sour taste.
- Many food items such as lemons, curd, vinegar and orange taste sour because of the presence of acid in them.
- **Acidic Substances** are the substances that contain acid in them.
- **Organic Acids** are the acids that occur in nature, for example, acids found in fruits are natural acids.

Bases

- A **base** is a chemical substance that has a bitter taste and a soapy texture.
- Bases are found in different substances such as bleach, ammonia, washing powder and soap.
- Water soluble bases are also called **Alkali**.
- **Basic Substances** are the substances that contain a base in them.

TECH STUDY

WHERE PASSION MEETS EDUCATION

Name of acid	Found in
Acetic acid	Vinegar
Formic acid	Ant's sting
Citric acid	Citrus fruits such as oranges, lemons, etc.
Lactic acid	Curd
Oxalic acid	Spinach
Ascorbic acid (Vitamin C)	Amla, Citrus fruits
Tartaric acid	Tamarind, grapes, unripe mangoes, etc.
All the acids mentioned above occur in nature	
Name of base	Found in
Calcium hydroxide	Lime water
Ammonium hydroxide	Window cleaner
Sodium hydroxide / Potassium hydroxide	Soap
Magnesium hydroxide	Milk of magnesia

Figure 1: Acids and Bases found in Nature

Neutral Substance is any substance which is neither acidic nor basic in nature.

Indicators

- We cannot taste every object and find its nature. Therefore, we use indicators.
- An indicator is a substance that can determine if another substance is acidic or basic in nature.

TECH STUDY

WHERE PASSION MEETS EDUCATION

- The indicators indicate the presence of an acid or base in a substance by changing their colour. **For Example** Turmeric, China rose petals and Litmus are some natural indicators. Natural indicators are the indicators that occur in nature.

Litmus

- Litmus is a natural indicator which is obtained from **Lichens**.
- Litmus is available in a solution form and paper strips (red litmus and blue litmus paper).




Figure 2: Litmus test

Turmeric as an indicator

- To use turmeric as an indicator it is generally mixed with water to form a paste which is then put on blotting paper and dried to form thin strips of turmeric paper.
- The turmeric paper is then put into the solutions in order to determine their acidity or alkaline nature.
- Sometimes turmeric solution is also used as an indicator.

TECH STUDY

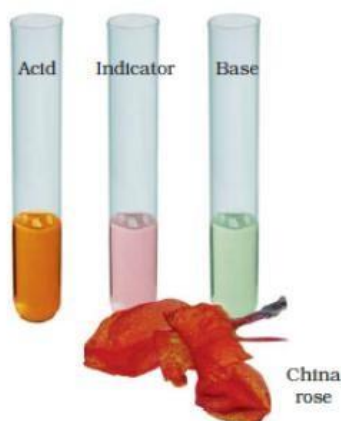
WHERE PASSION MEETS EDUCATION

S. No.	Test solution	Effect on turmeric solution	Remarks
1.	Lemon juice	No change	Acidic or Neutral
2.	Orange juice	No change	Acidic or Neutral
3.	Vinegar	No change	Acidic or Neutral
4.	Milk of magnesia	Changes to red	Basic
5.	Baking soda	Changes to red	Basic
6.	Lime water	Changes to red	Basic
7.	Sugar	No change	Acidic or Neutral
8.	Common salt	No change	Acidic or Neutral

Figure 4: Testing Substances with Turmeric Solution

China Rose

China Rose petals are kept in warm water and a coloured solution is obtained from that. This coloured solution is used as an indicator to test other substances.



TECH STUDY

WHERE PASSION MEETS EDUCATION

S. No.	Test solution	Initial colour	Final colour
1.	Shampoo (dilute solution)	milky	Green
2.	Lemon juice	Dirty white	Magenta
3.	Soda water	colorless	Green
4.	Sodium hydrogencarbonate solution	colorless	Green
5.	Vinegar	colorless	Magenta
6.	Sugar solution	colorless	No change
7.	Common salt solution	colorless	No change

Figure 6: Testing solutions with China rose

S.No.	Name of Acid/Base	Effect on litmus paper	Effect on tumeric paper	Effect on China rose solution
1.	Hydrochloric acid	Blue litmus paper turns red	No change	Turns dark pink
2.	Sulphuric acid	Blue litmus paper turns red	No change	Turns dark pink
3.	Nitric acid	Blue litmus paper turns red	No change	Turns dark pink
4.	Acetic acid	Blue litmus paper turns red	No change	Turns dark pink
5.	Sodium hydroxide	Red litmus paper turns blue	Turns red	Turns green
6.	Ammonium hydroxide	Red litmus paper turns blue	Turns red	Turns red
7.	Calcium hydroxide	Red litmus paper turns blue	Turns red	Turns red

Figure 5: Using China rose as an Indicator

TECH STUDY

WHERE PASSION MEETS EDUCATION

Acid Rain

- When the rainwater has increased amounts of acids in it, it is called **Acid Rain**.
- The acid rain is formed because of the presence of air pollutants such as Nitrogen dioxide, Carbon dioxide and Sulphur dioxide in the air.
- These pollutants mix with the rainwater and form acids such as Nitric acid, Sulphuric acid and Carbonic acid respectively.
- The acid rain in severely affect the vegetation, animal life and even buildings of the region where it falls.

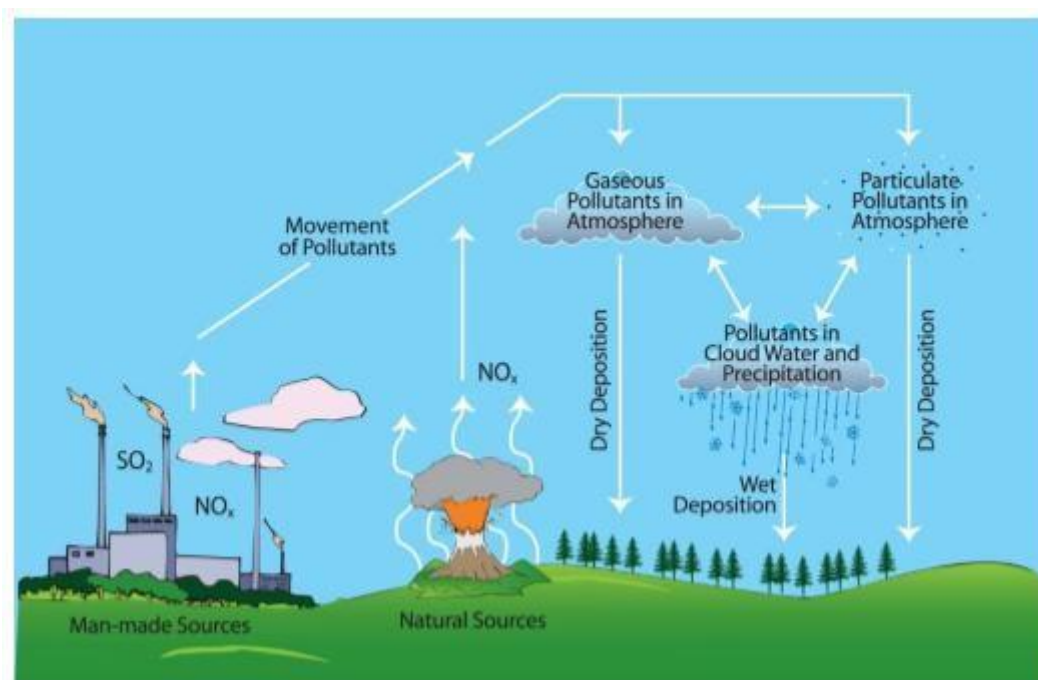


Figure 7: Acid Rain formation

pH scale

- The measure of acidity or basic nature of a substance can be determined by its pH value.
- The pH value range from 1 to 14 with 1 being the most acidic substance and 14 being the most basic substance while 7 is a neutral substance.
- The pH value is generally determined by using pH strips or solutions

TECH STUDY

WHERE PASSION MEETS EDUCATION

□

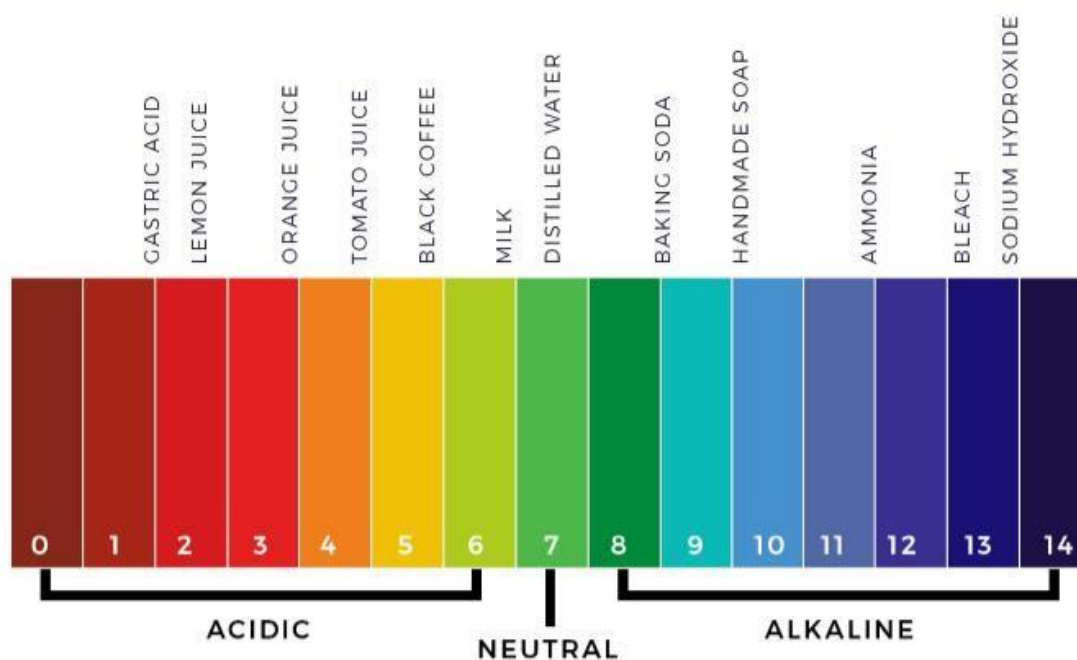


Figure 8: pH scale showing different colors Acids are never stored in metal containers. They are rather stored in glass containers. This is so because acids are generally reactive in nature. If we keep them in metal containers they may react with the metal and erode them. Glass, on the other hand, does not react with acids at all.

Neutralization

- Neutralization is a process or a chemical reaction in which an acidic and basic substance is mixed with each other in order to neutralize their acidic and alkaline nature.
- The product that is formed after the neutralization process is called a **Salt**.
- The salt can have basic, acidic or neutral nature.
- The neutralization process results in the generation of heat which raises the temperature of the reacting mixture.
- A synthetic indicator often used for testing neutralization reactions is **Phenolphthalein** solution. It is pink in color.
- When an acid is added to Phenolphthalein solution, the solution turns colorless, indicating the presence of an acid.

TECH STUDY

WHERE PASSION MEETS EDUCATION

- When a base is added to Phenolphthalein solution, the solution retains its pink color, indicating the presence of a base.



Figure 9: Neutralization using Phenolphthalein

Formation of Salt

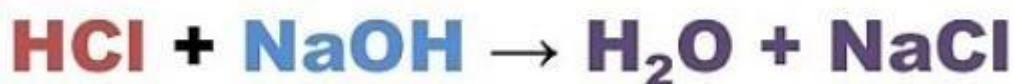


Figure 10: Formation of Salt

Neutralization in Everyday Life

- Indigestion:

We know that our stomach produces hydrochloric acid which helps in the digestion of food. But sometimes the stomach releases too much of acid which leads to indigestion or sometimes hyperacidity. Hence, we need to neutralize this acid by taking substances that are basic in nature commonly

TECH STUDY

WHERE PASSION MEETS EDUCATION

known as antacids. For Example, milk of magnesia is a basic substance that can neutralize the acid of the stomach.



Figure 11: Indigestion caused in stomach

Ant Bite

The irritation of the skin due to ant bite is caused because of the presence of formic acid that the ant injects into the skin while biting. Hence we use a basic substance to neutralize the effect. For Example, baking soda or hydrogen carbonate, calamine solution or zinc carbonate are generally used to treat ant bites

Soil Treatment

Plants need a soil which is neutral in nature but using chemical fertilizers on soil can turn it into acidic. To treat acidic soil we use quicklime (calcium oxide) or slaked lime (calcium hydroxide). Basic soil can be treated by adding organic substances to it as they release acids while decomposing into the soil.

TECH STUDY

WHERE PASSION MEETS EDUCATION



Figure 12: Soil treatment Factory Wastes

The factory waste is acidic in nature and cannot be directly dumped anywhere. Hence bases are added to it before it falls off into a river or stream so that the aquatic life does not get affected.