

Ring Size Guide

RING SIZING CHART FOR MEASURING YOUR FINGER SIZE APPROPRIATELY

1. This is a chart that will be extremely helpful for you to determine the ring size that you need. You can either make use of a tape or a small piece of string to measure the area that will be occupied by the ring. When it becomes a complete circle, make a mark on such string. This will be helpful for you to compare with the chart that is mentioned below. For extra width, you can add another size to accommodate.




Ring Size (Indian)	Circumference	
	Inches	MM
1	1.61	41.01
2	1.64	42.70
3	1.69	42.90
4	1.72	43.60
5	1.76	44.80
6	1.81	46.10
7	1.87	47.40
8	1.89	48.00
9	1.92	48.70
10	1.97	50.00
11	2.02	51.20
12	2.04	51.90
13	2.09	53.10
14	2.14	54.40
15	2.02	55.10



Ring Size (Indian)	Circumference	
	Inches	MM
16	2.22	56.30
17	2.24	57.00
18	2.30	58.30
19	2.32	58.90
20	2.37	60.20
21	2.39	60.80
22	2.44	62.10
23	2.47	62.70
24	2.52	64.00
25	2.54	64.60
26	2.59	65.90
27	2.65	67.20
28	2.67	67.80
29	2.72	69.10
30	2.80	71.00

2. Here is another chart that can also be considered in determining the appropriate ring size. It measures inside the diameter of such ring in millimeters. This is normally used for double checking your results from the usual paper method. Apart from this, you can also make use of the ring that you wear daily and cross check the same with below chart.



1. Take a finger ring place it on a scale
2. Measure the inner diameter
3. Use following chart to determine your ring size.

Ring Size (Indian)	Diameter	
	Inches	MM
1	0.51	13.1
2	0.52	13.3
3	0.54	13.7
4	0.55	13.9
5	0.56	14.3
6	0.58	14.7
7	0.59	15.1
8	0.60	15.3
9	0.61	15.5
10	0.63	15.9
11	0.64	16.3
12	0.65	16.5
13	0.67	16.9
14	0.68	17.3
15	0.69	17.5

16	0.71	17.9
17	0.71	18.1
18	0.73	18.5
19	0.74	18.8
20	0.75	19.2

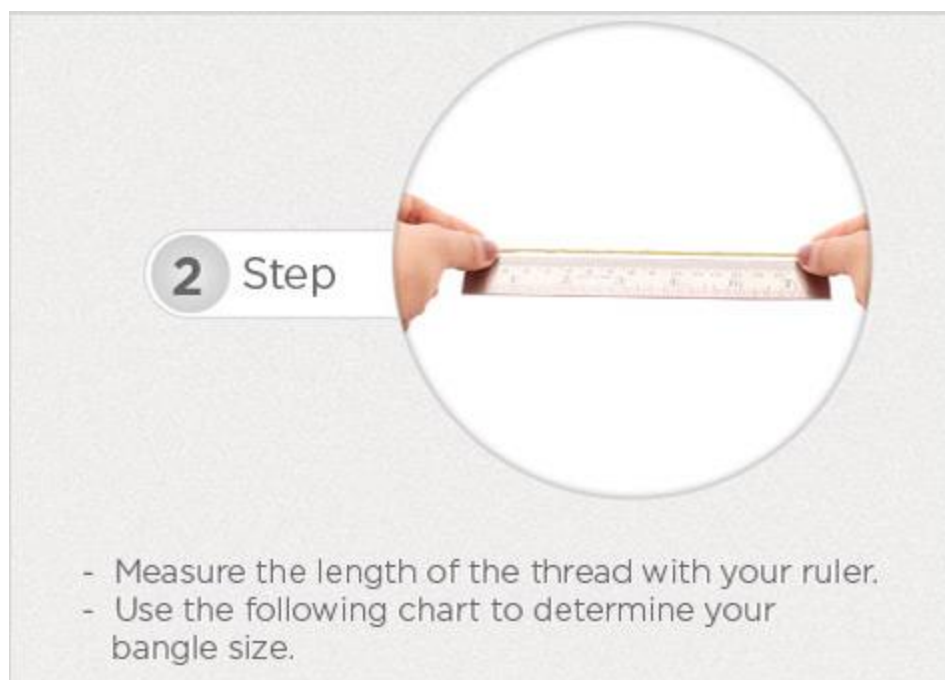
21	0.76	19.4
22	0.78	19.8
23	0.79	20.0
24	0.80	20.4
25	0.81	20.6
26	0.83	21.0
27	0.84	21.4
28	0.85	21.6
29	0.87	22.0
30	0.88	22.3

Bangle Size Guide

CRITERIA TO MEASURE BANGLE SIZE


1. This is a chart that will be extremely helpful for you to determine the bangle size that you need. Measure your hand, you will need a measuring tape or a piece of paper and a ruler. Bring your thumb and little finger together and measure where your hand is the widest as shown in the picture.





Bangle Size (Indian)	Circumference	
	Inches	MM
2-2	6.67	169.4
2-4	7.06	179.6
2-6	7.46	189.5
2-8	7.85	199.4
2-10	8.24	209.3
2-12	8.64	219.5
2-14	9.03	229.4
3	9.42	239.3

2. Here is another chart that can also be considered in determining the appropriate bangle size. Measure the inside diameter of a bangle that you already own. It measures inside the diameter of such bangle in millimeters. This is normally used for double checking your results from the usual paper method. Apart from this, you can also make use of the bangle that you wear daily and cross check the same with below chart.



1. Take a bangle you already own and place it on a scale
2. Measure the inner diameter
3. Use following chart to determine your ring size.

Bangle Size (Indian)	Diameter	
	Inches	MM
2-2	2.125	54
2-4	2.25	57.2
2-6	2.375	60.3
2-8	2.5	63.5
2-10	2.625	66.7
2-12	2.75	69.9
2-14	2.875	73
3	3	76.3