


Building A Quality Roof From The Deck Up

 *love where you live*



We Protect the Beauty. You Preserve the Value.

Protect where you live 



SHINGLES WITH BLACK STREAKS CAUSED BY ALGAE

SHINGLES FEATURING SCOTCHGARD™ PROTECTOR



LIFETIME
limited warranty

Atlas shingles are the only shingles with a **Lifetime* Algae Resistance Limited Warranty** against the black streaks caused by algae.

* In order to qualify for the Atlas Lifetime Algae Resistance Limited Warranty against black streaks caused by blue-green algae, installation must include Atlas StormMaster® Hip & Ridge shingles featuring Scotchgard™ Protector, Atlas ProCut® High Profile Hip & Ridge shingles featuring Scotchgard™ Protector or Atlas ProCut® Hip & Ridge shingles featuring Scotchgard™ Protector with Atlas shingles featuring Scotchgard™ Protector. Scotchgard™ and the Scotchgard™ Protector logo, including the plaid design and 3M™ logo, are all trademarks of 3M™.



Signature Select[®]
ROOFING SYSTEM

Demand Peak Coverage

When you install an Atlas Signature Select[®] roofing system, all the components are designed for and backed by the industry's best warranty coverage.

Unlike many other roofing warranties that overpromise and underdeliver, Atlas packs value and assurance into an enhanced premium protection period, which includes non-prorated labor and materials, tear-off and disposal fees, coverage of the full Atlas product system, and transferability.

When you register your Atlas warranty, you will receive a digital certificate with the information you will need in the unlikely event that you have a problem with your roof.

Atlas is your single source for support.

Learn more at AtlasRoofing.com/Warranty

	Competitor's Standard Warranty Coverage	Atlas Signature Select [®] Roofing System Premium Protection Coverage
Full System Coverage	Varies	Yes
Transferable	Limited second owner coverage	Yes, fully transferable to second owner
Algae Resistance	10 years, prorated and limited in remedies	Lifetime* coverage for Atlas Designer Shingles
Non-prorated Labor and Materials	Manufacturer's discretion	Yes
Tear Off Costs Included (when necessary)	No	Yes
Disposal Costs Included (when necessary)	No	Yes



* In order to qualify for the Atlas Lifetime Algae Resistance Limited Warranty against black streaks caused by blue-green algae, installation must include StormMaster[®] Hip & Ridge shingles featuring Scotchgard[™] Protector, Pro-Cut[®] High Profile Hip & Ridge shingles featuring Scotchgard[™] Protector or Pro-Cut[®] Hip & Ridge shingles featuring Scotchgard[™] Protector with Atlas shingles featuring Scotchgard[™] Protector.

** StormMaster[®] Shake Wind Warranty: Standard 4-nail application is 130 mph wind warranty. Enhanced wind warranty to 150 mph with 6-nail application and the use of Pro-Cut[®] Starter Shingles installed on all the eaves and rakes and StormMaster[®] Hip & Ridge shingles. Refer to the Atlas Roofing Limited Shingle Warranty for all coverage requirements.

¹ Refer to the Atlas Signature Select[®] Limited Warranty for all system coverage requirements.

BUILDING A QUALITY ROOF

When purchasing a new roof, you need a complete system for the perfect combination of beauty and protection. In addition to choosing the right color and style of shingle for your home, selecting quality components like underlayment, ice and water guard, and ventilation, is key to long-lasting peace of mind.

- 1 Deck
- 2 Ice & Water
- 3 Underlayment
- 4 Starter Shingles
- 5 Shingles
- 6 Ventilation*
- 7 Hip & Ridge Shingles

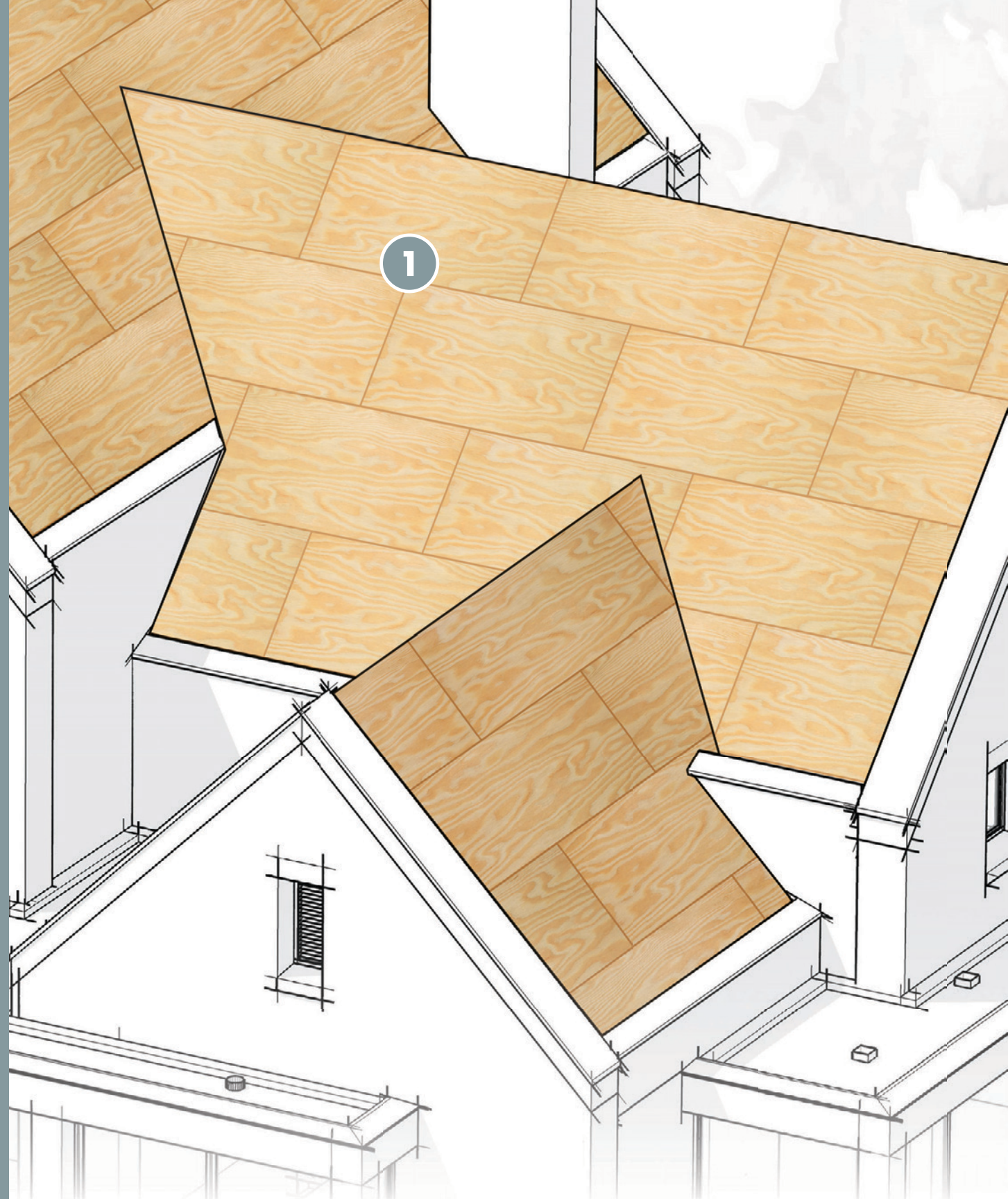


* **Please note:** For proper ventilation and performance, do not mix multiple types of exhaust vents. Slope-mounted vents and ridge vents cannot be used together on the same roof. The picture is for illustration purposes only. A valid system warranty will cover only one type of exhaust vent per attic area.

 **Signature Select**[®]
ROOFING SYSTEM

DECK

Before your contractor can install the new roof, they will remove the old shingles and roofing material down to the deck. Then they will evaluate the deck for damage and make any necessary repairs. Once the repairs are complete, your contractor will begin installing the components of your new roof.



● Deck


- Ice & Water
- Underlayment
- Starter Shingles
- Shingles
- Ventilation
- Hip & Ridge Shingles

ICE & WATER

First, the Ice & Water self-sealing underlayment adheres to the roof deck and seals around nail penetrations, protecting rakes, eaves, and critical flashings from water infiltration. Ice & Water is essential around critical transitions and roof penetrations, providing an extra layer of protection from wind, rain, ice, and snow trying to penetrate your roofing system.

WeatherMaster® Ice & Water

Granular Shingle Underlayment



- Deck
- **Ice & Water**
- Underlayment
- Starter Shingles
- Shingles
- Ventilation
- Hip & Ridge Shingles

UNDERLAYMENT

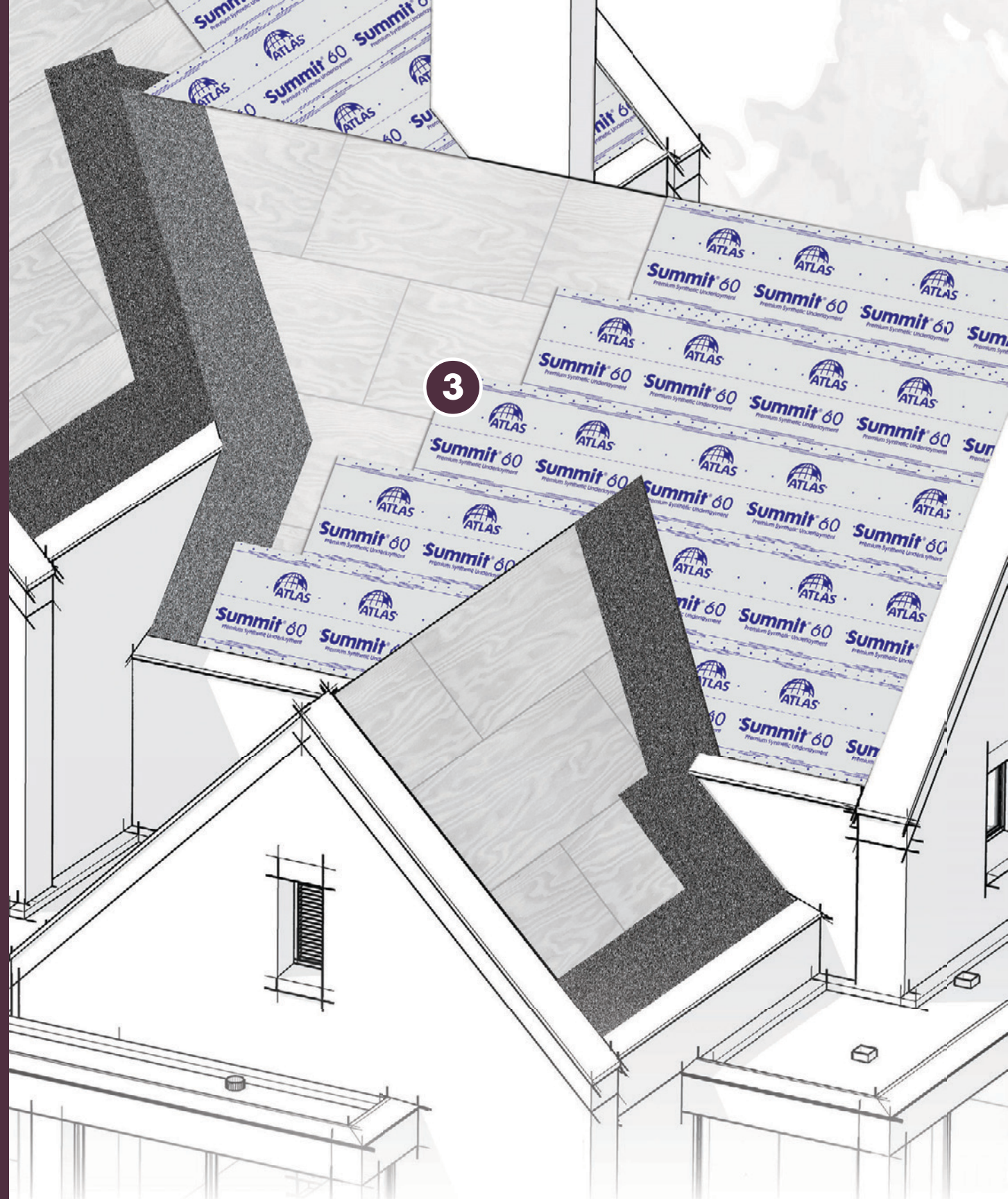
Next, the primary roofing underlayment is unrolled and fastened to the roof deck. Synthetic underlayment, such as Summit 60, forms a secondary leak-proof barrier before the shingles are installed above it. Summit 60 synthetic underlayment is also less prone to damage than traditional felt. Underlayment shields the roof deck from weather damage until shingles can be repaired or replaced.

Summit® Underlayment
Premium Synthetic Underlayment

Gorilla Guard® 30
Engineered Underlayment

WeatherMaster®
Shingle Underlayment

- Deck
- Ice & Water
- **Underlayment**
- Starter Shingles
- Shingles
- Ventilation
- Hip & Ridge Shingles



STARTER SHINGLES

Before applying shingles, your contractor will apply a starter shingle course along the perimeter of the roof. Starter shingles are installed at the eave of your roof to help prevent shingle blow-off during high winds. Pre-cut starter shingles save time at installation and ensure that the first course of field shingles seals down properly thanks to an aggressive adhesive line.

Pro-Cut® HP42® Starter Shingles

Pro-Cut® Starter Roll



- Deck
- Ice & Water
- Underlayment
- **Starter Shingles**
- Shingles
- Ventilation
- Hip & Ridge Shingles

SHINGLES

After the starter shingles, your contractor will install the asphalt shingles. Asphalt shingles come in a variety of styles, colors, and designs. They provide aesthetic appeal and style to complement your home, while protecting your roof from the elements and weathering effects.

StormMaster® Shake 
Timeless Beauty with Superior Protection

Pinnacle® Impact 
Lasting Beauty that Weathers the Storm

Pinnacle® Sun 
Cool Roof Technology that Fights Smog

Pinnacle® Pristine 
High Performance Meets Designer Colors

ProLam™
Quality Laminates in Popular Colors

5

- Deck
- Ice & Water
- Underlayment
- Starter Shingles
- **Shingles**
- Ventilation
- Hip & Ridge Shingles



VENTILATION*

Part of any well-designed roofing system is balanced ventilation. There are many types of ventilation products and choosing the right system for your project is dependent on the size of the attic space. Balanced ventilation, comprised of both intake and exhaust, keeps air moving under the roof deck to help prevent premature aging of the asphalt shingles.

6a - Ridge Ventilation

Atlas ridge vents are durable and provide protection from the harshest elements, including wind-blown rain, snow and dust. These low-profile ridge vents – available with or without a filter – only raise the roof cap by 1-inch, making them nearly undetectable from the street level.

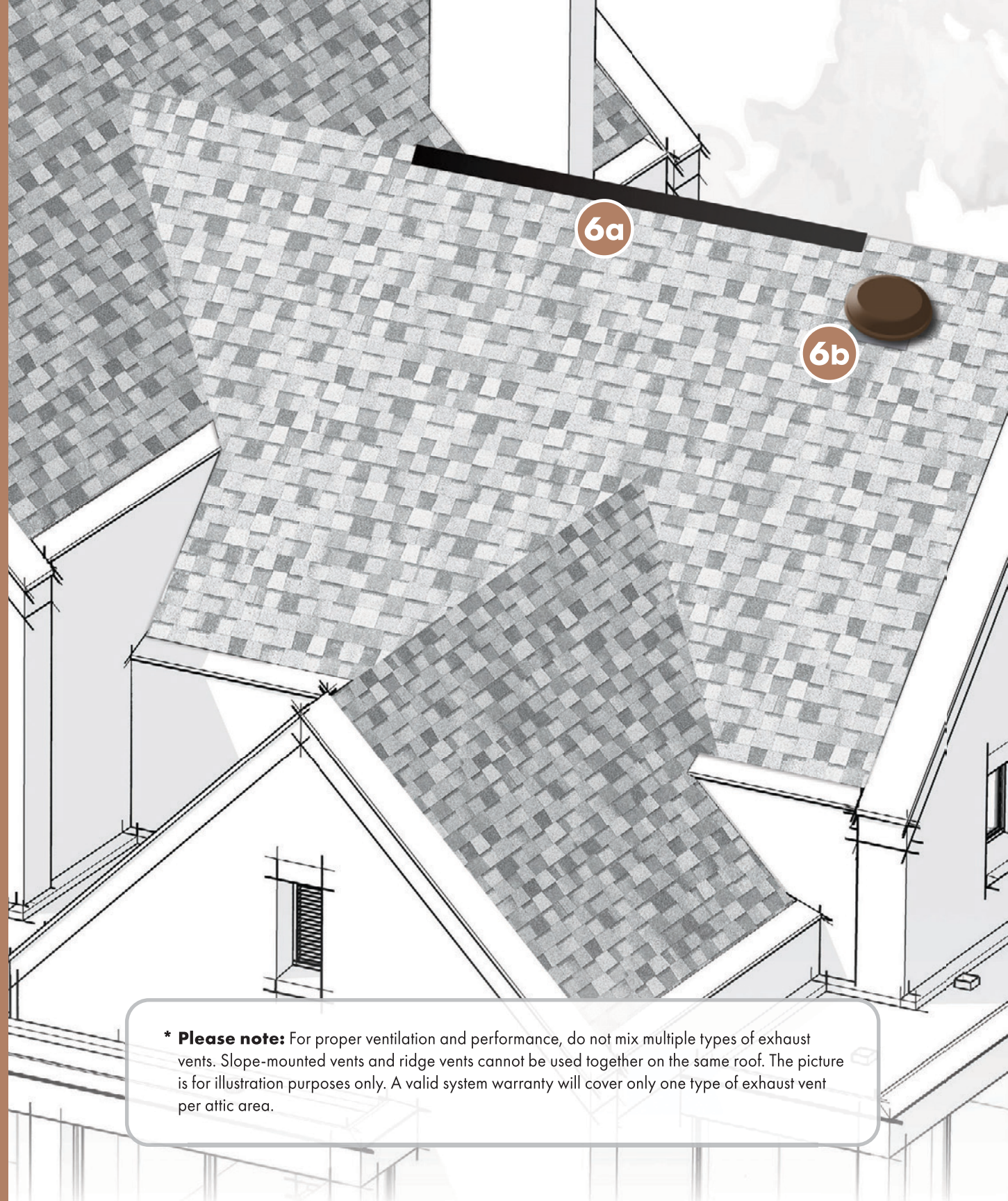
6b - Slope-Mounted Ventilation

For larger attics and greater airflow, Atlas slant back and power ventilation systems provide even more options. Slant back vents, also called box vents, are sleek and durable and work well with open attics. The low-profile design comes in several configurations and color choices to match all roofs. Power vents feature a low-profile dome and come standard with a pre-wired humidistat and thermostat to better regulate an attic environment.

HighPoint[®]
Roof Ventilation

TruRidge[®]
Roof Ventilation

- Deck
- Ice & Water
- Underlayment
- Starter Shingles
- Shingles
- **Ventilation**
- Hip & Ridge Shingles



*** Please note:** For proper ventilation and performance, do not mix multiple types of exhaust vents. Slope-mounted vents and ridge vents cannot be used together on the same roof. The picture is for illustration purposes only. A valid system warranty will cover only one type of exhaust vent per attic area.

HIP & RIDGE SHINGLES

The finishing touch to your roof install is hip and ridge shingles, installed to help protect against leaks and high winds at these vulnerable areas, and also to cover up ventilation products. Hip and ridge shingles are designed to match the field shingles and give your home an attractive, finished look.

StormMaster® Hip & Ridge 
Featuring Core4® Enhanced Polymer Technology

Pro-Cut® High Profile Hip & Ridge 

Pro-Cut® Hip & Ridge 

ProLam® Hip & Ridge

- Deck
- Ice & Water
- Underlayment
- Starter Shingles
- Shingles
- Ventilation
- **Hip & Ridge Shingles**





AtlasRoofing.com

Scotchgard™ and the Scotchgard™ Protector logo, including the plaid design and 3M™ logo, are all trademarks of 3M™.