

The Scrap Bag

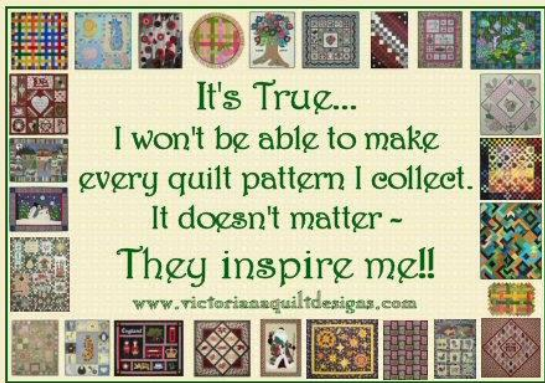


Calico Cut-Ups Quilt Guild of Bella Vista, Arkansas

Volume 25, #9 calicocutups.org September 2018

calicocutups01@gmail.com

A Message from Our President



Dear Quilters,

With the talk about doing away with our physical library at the Guild Meetings, I got to thinking about where new quilters can get ideas, patterns, and inspiration.

Where do you get your inspiration and ideas? My places have certainly changed over the years. When I first started quilting, I didn't belong to a guild. I got my inspiration solely from quilt shops. I am not sure you could really call it inspiration. My only ideas came from quilts hanging on the walls of quilt shops. I would go in, find a quilt I liked that was hanging up, and ask for the exact

pattern and fabrics that were used. So much for my creativity and inspiration. I have since realized that inspiration and ideas can come from anywhere and as the years go by, I am becoming more confident in my ideas and selections. Mind you, I don't think I have had a completely original idea as yet, but I am getting closer. Quilt shops are still among my favorite places to get ideas, and I think it is important to support our local shops, but there are many places to get ideas and inspiration.

Books and magazines are certainly other places to start, but what did we ever do without the internet? The following are a few of the websites that some of the members of our guild use;

- AQS...American Quilter's Society... www.americanquilter.com . Membership provides books, videos, magazines, product offers, quilt shows, contests, workshops and other activities.
- All People Quilt...www.allpeoplequilt.com Free newsletters, patterns, magazines, videos, tips and tricks are all available on this site.
- Bonnie Hunter's Quiltville...www.quiltville.com. Bonnie Hunter, lover of scraps, offers free patterns, tips and techniques, lectures, workshops and a blog on this site.
- Craftsy...www.craftsy.com. ...kits, supplies, classes, tutorials and inspiration for quilting, knitting, cakes, sewing, cooking, fine art and more.
- FaceBook Groups
 - Quilting Digest
 - Quilting with Precuts
 - Quilting Space
 - I Love Quilting
 - Bittersweet Retreaters

- The Judy Niemeyer website...www.quiltworx.com. Judy gives you a look at how her patterns look in different fabrics and colors. Ideas and color combinations can be applied to other patterns.
- Jordan Fabrics...www.jordanfabrics.com. They specialize in pre-cut quilt kits. They also have free patterns and links to many instructional videos.
- Pinterest...www.pinterest.com. Pinterest allows users to save images and categorize them on different boards. They can follow other users' boards if they have similar tastes. Using the search tab really allows you to narrow your search and get exactly what you want.
- Quilt Shop Newsletters...many quilt shops have an online presence with an available newsletter. There are many ideas contained in these. One such is listed below.
- Hen and Chicks Quilts...a store out of Conrad, Iowa...www.hendandchicksstudio.com. The owner, Heidi Kaisand, the former executive editor of Better Homes and Gardens, American Patchwork and Quilting, has an awesome blog.
- Wood Valley Designs...www.woodvalleydesigns.com. There are lots of free patterns on this site broken down into 3, 5, 10 and 15 yard patterns
- Quilted Twins...www.quiltedtwins.com. Becky's quilts and designs, Rachel's deals and finds, and a blog including many videos.

In addition, did you know our own Calico Cut-Ups website has a list of online resources, as well as more than 250 patterns available. Just go to www.calicocutups.com and click on Free Patterns Online. There is a wealth of resources right at your fingertips.

My personal favorite place to find ideas and inspiration is on Pinterest. To say that I am addicted would not be too far from the truth. When I began setting up my Pinterest boards, I had one board called "Quilting". Four years later, I have 20 boards that are quilt related....modern, art, landscape, photo, watercolor, Quilts of Valor, etc. Now before you think that I am obsessed, there is another Calico Cut-Ups member that has 100+ quilting boards. I am not naming any names, but if you want to follow her as I do, I will give you the name and you can become one of her more than 1000 followers...a master quilter indeed. The picture above is the latest Pinterest idea that I used in my studio.



Sew Inspired,
Laurie

FOOD PANTRY DONATIONS – SEPTEMBER DONATIONS



Calico Cut-Ups helps the Shepherds' food pantry. Bring your donations to the guild meeting and receive an extra door prize ticket.

September: **Canned Pumpkin (for pies)** and **Canned Evaporated Milk**

Cathy Beaver, Chairperson, Special Projects

Kay Gaudian, Co-Chair

SEPTEMBER MEETING

Monday, September 24
First United Methodist Church
(Enter around back in Becker Hall)
20 Boyce Drive, Bella Vista, AR
Vendor: Quilter's Treasure Chest
Workshop: Preemie Blankets – 9:00
Program: Linda Pumphrey - 1:00

Remember to wear your name badge. It helps new members get acquainted (and old members, too). If you forget, a 25 cent fee is due and will be added to the general fund.

WEATHER POLICY

In the event of inclement weather and the Bentonville School system is closed, guild activities will be cancelled.

GUESTS

Our membership meetings have a \$5.00 guest fee that helps defray program costs if we have a paid speaker. This fee is applied to your membership if you choose to join our guild the same day as you visit. **No charge for your first visit.** Membership is half price July through December.

SEPTEMBER PROGRAM

Our September program will be presented by Linda Pumphrey.

Linda's life-long passion is quilts, old and new. As a quilter, she found herself able to feed her passion with a career spanning almost 30 years in the quilting industry. Recently back with the brand that started her career, she is Senior Account Executive for Fibrix, LLC, makers of Mountain Mist batting.

Linda has served on several international and national boards including the International Quilt Association, International Quilt Study Group and Quilt Alliance and American Quilt Study Group.

Linda is known for her hand quilting for which she has won international awards. Linda's first book, Mountain Mist Historical Quilts Mid-Century Quilts Made New, release fall of 2016. Her second book, Red & White Quilting, was Fall 2017. Linda loves to share the rich history behind the Mountain Mist brand. She is also a great resource to advise on which is the right batting for your next quilt project.

Quilts are much like her career — full of color with different patterns and made of layers. Linda's love for quilting grew from her mother and grandmother. She can trace back that there have been quilters in her family for at least five generations. Perhaps it is in her DNA.

Karen Moore, Program Chair

CALICO CUT-UPS DATES TO REMEMBER

September 24: General meeting date.
October 22: General meeting date.
November – No Meeting
December 10: Guild Christmas party (Date in yearbook is incorrect)


Preemie Blankets Workshop

One of our sub-groups – “Quilters on the Go” has been busy making preemie blankets/quilts for the NICU at Mercy Hospital. We thought it would be nice to give them a boost and will be putting together flannel blankets/quilts at a workshop prior to our next guild meeting, Monday, September 24th, at 9:00 AM.

We have some flannel that we will be cutting into 18” x 24” pieces. This is where you come in....if you can help out, please bring either your sewing machine or a serger. We will try to put together as many blankets/quilts as time allows to give to “Quilters on the Go” to give to the NICU.

We will stop sewing around noon, so bring your lunch if you want. Thanks in advance for your help. Excited to see how many blankets/quilts we can make!

Brenda Askland 515-708-2193 bkaskland2@gmail.com



Bring fat quarters of good quality **ORANGE** fabric and enter our drawing for September. You will get one chance for each fat quarter you enter up to 3 entries. You may win!

Rosalyn Sloan, Chairperson, Fabric Exchange



Sunshine and Shadows

Do you know of a Calico Cut-Ups member that could use a card for good news, a celebration or some sad news? Please contact Norene Harmon at (479)271-7109 or peacelady@cox.net Thank you for your help.



The Scrap Bag Newsletter is published each month (except December) by Calico Cut-Ups Quilt Guild of Bella Vista, Arkansas and may be viewed on the guild website: www.calicocutups.org
Contact Editor Bob Harmon at Calico Cut-Ups Quilt Guild, P.O. Box 5481, Bella Vista, AR 72714.

Full versions of last month's Treasurer's report and guild minutes are available at guild meetings taped to the door. Guild minutes are also available at www.calicocutups.org/guild-meeting-minutes/.

Small Groups

There are several small quilt groups that meet monthly. They include both new and experienced quilters and would love to have you. If you are interested, please call Shirley Wenger (316) 992-7757. I would like to talk to you and get you connected with a group that best suits you.

For a full list of small groups go to www.calicocutups.org/small-groups/



Editor's Corner

Member Count

We ended 2017 with 149 members. Last month we had 152 paid members. Eight new members signed up at our August meeting making a total of **160** members. Each one was asked how they found out about Calico Cut-Ups. Several said a friend or neighbor told them. One said she saw it in the Democrat-Gazette. Another one said she had just moved here and found us with an online search. So, we are being discovered by various means, but it appears that inviting friends works best. Make an effort to visit with someone that may be alone at our meetings. Your friendship may be the key to them continuing membership.

Guild Library

Our guild has a library which consists of books on a roll-around cart at the back of the room that is available during our monthly meetings. These books are available to be checked out by our members. However, it gets very little use. Books are seldom being checked out. The executive board is considering disbanding the library but wants your input before doing so. Please contact the librarian (Jan Thurman) or one of the executive board members to give them your thoughts on what to do with the library.

Website

The section "Quilting Cruises & Tours" on our website takes some time and effort on my part to keep it current. If it's being used, I'll continue to keep it updated. However, if it's not helpful, I'll delete it October 1, 2018 if no one asks me to keep it.

Bob Harmon, Scrap Bag Editor

UPCOMING DATES

2018

September 21 – 22: Saline County Quilt Show, Benton, AR

September 27 - 29: Ozark Piecemakers Quilt Show, Springfield, MO

October 5 - 6: Time Flies Quilt Show, Fort Smith, AR

October 5 - 7: Weekend in Paris (Arkansas)

October 5 - November 18: The Art Of Quilting, Carthage, MO

October 19 - 20: Autumn Leaves Quilt Show, Claremore, OK

October 19 – 20: Lee's Summit Quilt Show, Lee's Summit, MO

For more details, visit www.calicocutups.org/local-happenings/

Please submit newsletter items to Bob Harmon at mebobh@cox.net by October 6 for the October Scrap Bag. Earlier if possible.

Ads may be placed in the Scrap Bag newsletter for upcoming for-profit classes, vendor ads, member for sale ads and other quilting related ads. Cost is \$10 per issue and must be paid in advance to Calico Cut-Ups. Contact Bob Harmon. mebobh@cox.net

Quilts of Valor

Just a reminder that the Quilts of Valor group meets the first Tuesday of each month at 1:00 PM, First United Methodist Church in Bella Vista. Room 28 in the lower level of the church. There are several veterans on the waiting list at this time. If you are not able to make it each month, kits are currently being put together for you to take home and work on. We hope to have some ready at the next guild meeting. The preferred size of a top is 60" x 80". Thanks in advance for your help!

Susan Richmond

Susanr432@gmail.com



2018 Three Initial Paint Chip Challenge Quilt



Rules:

This will be a three color quilt.

Must use a paint chip color starting with the first letter of your first name, the first letter of your second name (not your maiden name unless you have no middle name) and the first letter of your last name.

Can be any shape as long as it is no larger than 18" x 18" or 72" perimeter.

This is open to: block choice, applique, quilting, embellishment, your imagination!

Due date is December 10, 2018 (Guild Christmas Party).

Example: my initials are EES the paint colors I could use in my quilt are: Earthen Jug, Escapade Gold & Sociable.

If you chose a print fabric, it has to have just the three colors of your paint chips. Example: your colors are red, white and blue. You could find a print fabric with red, white and blue but no other colors. Another example of using print fabric if two of your three colors are red and yellow and you find a red print fabric with white flowers you could color the white flowers yellow.

The three paint chips you used for your colors must be attached to your quilt in whatever manner you choose.
Elaine Sick

Adult Quilting 101

A new **FREE** workshop for beginning quilters started June 13, 2018. There will be a series of ongoing workshops that are open to anyone interested in learning to quilt or improve on your quilting skills. This is open to guild or non-guild members. We welcome members of the community and invite your friends to join us.

The workshops will be held the 2nd Wednesday of each month from 1:00 – 3:00 in room 28 lower level at **First United Methodist Church**. Each month students will add to their quilting knowledge.

If you have questions or plan to attend please contact: Sharon Caton - sccaton@cox.net



FOR SALE



Bernette 134D serger. Comes with a manual, extra book "ABC's of Serging" and extra thread.

\$75.00

I bought it but haven't used it.

Shirley Wenger (Bella Vista)

316-992-7757

Ed. Note. Machines like this are listed on eBay for \$200-\$300. Thread pictured may not be actual thread included. This is not a picture of the actual machine being sold.

Springfield Show Trip

The Springfield Missouri Ozark Piecemakers 2018 Quilt Show begins Thursday, September 27th. If you are interested in carpooling to the show or can drive, please contact Sharon Moravits at 417-434-6943. We will be meeting at the upper church parking lot at 8:30 a.m. to drive together to the show. A \$5.00 donation for gas to the driver would be appreciated. Admission to the show is \$10.00. We will be returning the same evening to the church.



Quilt Donations



What an amazing guild we have (Calico Cut-Ups). This month is 17 quilts, 24 pillowcases and a tote. I'm delivering to Children's Advocacy this month.

Cathy Beaver, Special Projects Chair

UPC LABELS FROM HOBBS BATTING

When you use Hobbs batting, be sure to save the UPC labels. Give them to Cathy Beaver. She can use them to get a good discount for batting to use for donation quilts.

Quilt Donations

When you donate quilts, bags, etc. from the guild, whether it is through a small group or as an individual, please let Cathy Beaver know. She will add it to the number of donations by Calico Cut-Ups.

Local Guilds to Visit And Maybe Join.



Pieces 'N Patches

Meets 1st Monday at 12:30 PM (lecture) and 3rd Monday at 10:00 AM (workshop) at First Presbyterian Church, 1901 South 26th Street, Rogers, AR.

Modern Quilt Guild

Meets 3rd Tuesdays at 6:30 PM at Southside Church of Christ, 919 S. Dixieland Road, Rogers, AR.

Dogwood Quilters Guild

Meets 1st Saturday of each month at 9:30 AM at Grace Episcopal Church, 617 North Mt. Olive Street, Siloam Springs, AR

Quilters United in Learning Together (Q.U.I.L.T)

Meets 4th Thursday at 6:30 PM January through October at St. Thomas Episcopal Church, 2898 S. 48th Street, Springdale, AR. November and December meetings are combined on the 1st Thursday of December.

NWA Up in Arms Longarm Guild

Meets 2nd Wednesday of ODD months at 1 pm at Southside Church of Christ, 919 S. Dixieland Rd., Rogers AR.

Loose Threads

Meets 1st Wednesday at 9:30 AM at Washington County Extension Office, Fayetteville, AR.

Sew Happy Quilters

Meets 2nd Saturday at 10:00 AM at Harris Baptist Church, Elkins, AR.

A listing of other guilds in Arkansas, Kansas, Louisiana, Missouri, Oklahoma and Texas may be found at calicocutups.org/quilt-guilds/



Do you know of any local guild not listed here? Please let the editor know.

Our October program is **Because It's Appliqué** presented by Jenifer Dick of Harrisonville Mo. Jenifer began quilting in 1993 when on a whim she took a beginning quilting class. In 2001 she discovered appliqué-and it changed her quilting life. Jenifer will be teaching her class Tools of the Trade which is a quilt made with 2-1/2 inch squares. This quilt comes together in a controlled improv way that looks stunning and is satisfying to make. Please join us Tuesday October 23rd to learn this method of appliquéing. Let's make this last class a huge success. Karen Moore, Program Chair

Tools of the Trade with Jenifer Dick

Guided Improv Workshop | Quilt Size: 42" x 38"

Supply List

- Working sewing machine
- Medium-neutral thread or thread to match, and wound bobbin
- The usual quilting supplies, including: rotary cutter, pins, acrylic rulers, and anything else you like to use.
- Trash bag*
- Extension cord and power strip*
- Personal size iron/ironing surface*

Fabrics

- 1 yard bold solid or near solid such as Moda Cherry Grunge (**Note:** *This amount is an approximation. Since this is improv pieced, some will use more and some will use less.*)
- 1/2 yard contrasting solid or near solid such as Moda Salmon Grunge (**Note:** *This amount is an approximation. Since this is improv pieced, some will use more and some will use less.*)
- Scraps of a minimum of 16-20 black prints – avoid prints with too much white. You want them to be little ditties that read more black than white. A 5" charm pack of precuts is perfect. You want a large variety of black to make the handle more interesting. Come prepared to swap and share!
- Scraps of 4-5 medium gray prints
- Scraps of 8-10 light gray

Before Class:

Having some squares precut will make the decision-making go faster! These are just guidelines for precutting. You may cut more at the workshop.

Pink – 15-20 squares

Red – 25-30 squares

Black – 15-20 squares

Light Gray – 6-7 squares

Pattern cost: \$10 (required)

*Depending on the facility, you might not need these. If you don't have them, we'll share if necessary!



Contact Jenifer at jenifer@42quilts.com

Visit her at: www.42quilts.com

FB: www.facebook.com/42Quilts

IG: @jeniferdick

NEWSLETTER ADVERTISING

Our newsletter reaches our current members on a monthly basis, except December, with news pertaining to our guild. We are currently sending over 150 copies of each issue. Your advertisement can reach them too. Your ad in the Scrap Bag will also be displayed on our website at www.calicocutups.org/commercial-advertising for the same length of time chosen for the Scrap Bag. The ad must be quilt related. The Scrap Bag editor reserves the right to decline ads deemed to be inappropriate.

Below you will find the various ad sizes and their associated costs. You may send your ad copy by email as an attachment in .jpg or .pdf formatting to mebobh@cox.net. Ads will not be published until receipt of payment. Send checks made out to *Calico Cut-Ups Quilt Guild* to Bob Harmon, 1706 SW 14th St, Bentonville, AR 72712. You may also send a high quality scan-able paper copy of the ad. Your email address will be added to the distribution list.

Newsletter & Website Advertising Rates

	1 Issue	11 Issues
¼ page	\$10	\$100
½ page	\$20	\$200
Full page	\$30	\$300

Pearl of Grace Ranch Update *Where Heartache Meets Healing*

The Pearl of Grace Ranch home for troubled teen girls in Tryon, OK will host an open house September 29, 2:00 – 5:00 p.m. with an expected opening of October 1, after more than a year of delays. This project does not receive government money so the project is completed as funding becomes available.

Several of you last year donated fabric and finished quilts in anticipation of an earlier opening. I delivered 18 completed quilts to them last December. I have plenty of fabric set aside to make more quilts as needed. Each girl will get to choose her quilt and take it with her when she leaves.

They are currently completing one of four pods for eight girls each plus two mentors per pod. Eight girls have been approved by a judge and are awaiting opening. The other three pods will be completed as funding becomes available. This is the only facility of its kind in Oklahoma and there is a great need for it.

The reason for the “Ranch” name is they will have horses on site for the girls to work with. The horses will come from abusive environments so the girls can make a connection with them and assist with their healing.

www.Pearlofgraceranch.org for more information.

Bob Harmon



Sewing • Quilting • Embroidery

B-Sew Inn is committed to offering customers quality sewing, embroidery and quilting products, superior services, inspiring education and incredible values, allowing all levels of sewing enthusiasts to expand their individual passion for creativity. As the world's largest Baby Lock Retailer, we offer the full line of Baby Lock Machines!

Come by and see us today!



Sewing & Embroidery

Serging & Quilting

Buy a machine and get **FREE** Guide Classes for Life!

Bring this ad in for 20% off any 1 notion!

B•Inspired. B•Creative. B•Sewing.

2910 N McKee Cir Fayetteville, AR
479-442-7808 www.bsewinn.com

Fabric Advice For Beginning Quilters

Last month we talked about some of the different cuts of fabric available. We talked about type of fabric to use for top and backing and also batting. We defined Fat Quarters, Charm Squares, Jelly Rolls, and Layer Cakes. We'll continue with more definitions this month.

Charming Jelly Cakes

These are a Charm Pack, Jelly Roll and a Layer Cake of every fabric in a fabric line. There are patterns written specifically for these.

Quilting Turnover

These are 6" triangles of each fabric in the line with 40 pieces in every pack. This eliminates the need for you to have to cut the charm squares into triangles.

Honey Buns

These are 1 ½ inch wide strips of each fabric in a fabric line. Used the same way as Jelly Rolls, they eliminate having to cut the strips yourself.

Quilt Panels

Quilt Panels are a panel of fabric with a preprinted design. The whole panel may be quilted or sections of the panel may be cut out and used in a pieced quilt. These are time savers if you use the whole panel because they can be sandwiched and then hand or machine quilted.

September Block of the Month

Sampling different techniques is the theme for 2018. I'll be demonstrating the block of the month at the New Bees on the 2nd Wednesday of the month at 10:30 to noon in room 28, lower level of the First United Methodist Church.

The block for September is Crazy House.

The blocks will be 12 1/2" squares that can be made into purses, wall hangings, pillows, lap throws, or a sampler quilt. No set colors. We'll be using fabrics from your stash.

Anyone who is new to quilting or would just like help, or just to socialize are invited to come.

Marilyn Bullock, Chairman, Block of the Month

Note from pattern designer:

My patterns are helping find the cure for cancer. If your group has it in their hearts and/or in the budget, all I ask in exchange is for you to make a small donation to the American Cancer Society on my Relay For Life web site <http://main.acsevents.org/goto/MargeGordon2018> or by PayPal at <http://delawarequilts.com/Relay/> Or you may send me a check made payable to the American Cancer Society to: Marge Gordon, 31357 Kendale Road, Lewes, DE 19958

Crazy House for the Calico Cut-Ups

Delaware Quilts



For a 12 1/2 inch Crazy House block (12 inches when sewn in a quilt) you need:

Four 5 1/2 by 3 inch rectangles of your background (B&W print)

Four 5 1/2 by 3 inch rectangles of red


Eight 3 1/4 inch squares of white

Four 3 by 2 1/2 inch strips of the black

Four 3 by 2 1/2 inch strips and one 2 1/2 inch square of white

If you have trouble sewing a straight line, mark a line diagonally from corner to corner on the wrong side of each one of your white 3 1/4 inch squares.

Place a 3 1/4 inch block right sides together with one of the rectangles as shown here, the left and top sides meeting evenly. Sew on the marked line. Press to the darker fabric. Now square the rectangle on the right side, then trim the corner leaving a 1/4 inch seam allowance.



Repeat with all of the rectangles. Next sew them together into pairs, one each of the print and the red, one pointing up and one pointing down.



The Calico Cut-Ups Quilt Guild has been given permission by Delaware Quilts to use this block for educational purposes only. This pattern can be used for personal use only and can not be used commercially without the owner's permission. No copies may be made without the owner's permission. This includes the patterns as well as any graphics and/or instructions that are associated with a pattern.

Crazy House © Delaware Quilts July 2009

**CALICO CUT-UPS QUILT GUILD IS
HOSTING OUR THIRD ANNUAL**



Quilt Retreat!

Join us **February 21-24** at the
Ozark Camp and Retreat Center
(South of Joplin, close to Bittersweet Quilts)
For three-and-a-half days of nothing but quilting!
Lodging and meals included for only
\$165! (\$190 for non-members)

Registration deadline is February 1st.
Fee must be paid in full at time of registration.
Contact Sharon Moravits
417-434-6943 or sharonmoravits@gmail.com
To register or for more information.