

The Scrap Bag



Calico Cut-Ups Quilt Guild of Bella Vista, Arkansas

Volume 25, #5 calicocutups.org May 2018

calicocutups01@gmail.com

A Message from Our President

It's OK If You Sit on My Quilt

Dear Calico Cut-Ups,

It's OK If You Sit on My Quilt...This is the title of a quilt book I came across by Mary Ellen Hopkins. The book isn't really about the topic I want to discuss today, but it got me to thinking about how quilts are used and why I give them as gifts.

Yes, please sit on my quilt...please lay down on it or snuggle under it. Please sit on my quilt...better yet take it on a picnic or let the kids build a fort with it. Please sit on my quilt...drag it around and wrap up in it on the porch as you watch the rain. Get it dirty, wash, and rewash it. Please sit on my quilt...wrap it around your sick baby or even a cherished pet. Nothing offers comfort like a handmade quilt, and I really do want the receiver to enjoy it.

I sometimes hear the lament of a quilter who is frustrated because the quilt that they have given is not being used or being used as they deem inappropriately. It got me to thinking about the quilts that I have given. Some used and abused, some hidden away in a closet, and others placed in a place of honor, never to be washed...never reaching their fullest potential as a soft, warm object of comfort.

Yes, I have spent many hours on each and every quilt I have made. I have carefully petted and selected the fabric and pattern. I have cut, sewn, cut apart and sewn together again. I have thought about the receiver as I stitched. I have remembered some of our times together as I have imagined how they might use the quilt. I have enjoyed the process.

One quilt I created was used as I never imagined. My grandson, Ben, plays the cello, and so I made him a music quilt. It was my first attempt at free motion quilting, and I was a little proud of my efforts. This quilt lived at the foot of Ben's bed to be used for an extra cover. Often Archie, a loved pet Weimaraner, slept at the foot of Ben's bed as well. One day I came into the house and found the music quilt used on the couch as a bed for Archie. I have to admit, I did a bit of a double take. Then I thought about the fact that Archie, a loved family member, was getting old and crippled. He could no longer get up on Ben's bed. His legs were no longer strong enough, but he could still get up on the low couch to snuggle with family members in his final months. Ben's quilt created a comfortable, familiar spot for Archie. Thinking about this changed my perspective. Please sit on my quilt...whether you are an adult, child, baby or cherished pet.



So, as for me, I am going to try to focus on the reason for creating my quilt. I am going to remember the enjoyment I had in the process and in the finished product and let it go. I am going to enjoy sharing the love I have for the receiver and hope that they can appreciate that even if my selection does not fit their

needs. And I am going to remember that each and every quilt is an expression of my love for the receiver AND my love of quilting.

So here is to Archie and his use of Ben's quilt. I hope it brought him comfort, and I hope it again brings comfort to Ben, as the quilt is now returned to the foot of his bed.

Sew reflective, Laurie

Meeting Date Change

Due to Memorial Day being on the 4th Monday in May, we will meet instead on the 3rd Monday in May, May 21st. Please plan for this change of date.

FOOD PANTRY DONATIONS



Calico Cut-Ups helps the Shepherds' food pantry. Bring your donations to the guild meeting and receive an extra door prize ticket.

May: Peanut Butter and Jelly.

Cathy Beaver, Chairperson, Special Projects
Kay Gaudian, Co-Chair

Small Groups

There are several small quilt groups that meet monthly. They include both new and experienced quilters and would love to have you. If you are interested, please call Shirley Wenger (316) 992-7757. I would like to talk to you and get you connected with a group that best suits you.

Quilters on the Go (formerly Women on the Run) changed the meeting time to 12:30 on the first Thursday at Village Quilting. This year they will be sewing 16x24 inch NICU blankets for Mercy Hospital. Contact Shirley Wenger (316) 992-7757.

For a full list of small groups go to www.calicocutups.org/small-groups/

A Special Thank You

I would like to say a special thank you to the Silent Auction Basket Walk committee. They spent many hours in making and transporting the filled baskets and then working the Basket Walk at the quilt show. They were always there to help in whatever needed to be done to make the Basket Walk the best it could be. Thank you to: Jane Stevens, Jane Marlow, Terry Duhon, Barbara Ostermeier, Shirley Jacobson, Mary Lou Johnson, Carol Bouchl, Barbara Baird, Retha Kipphen, Jan Thurman, Gail Storm, Gail Thorson, Grace Owens, Karen Bacon, Myrlene Zimmerman, Ruth Jacobson, Cathy Beaver, Roxiann Dwyer and all the other members who donated their time and hard work.

Allison Totten

Basket Walk

MAY MEETING

Monday, May 21
First United Methodist Church
(Enter around back in Becker Hall)
20 Boyce Drive, Bella Vista, AR
Vendor: None
No Workshop
Program: A Quilter's Lament 1:00

Remember to wear your name badge. It helps new members get acquainted (and old members, too). If you forget, a 25 cent fee is due and will be added to the general fund.

WEATHER POLICY

In the event of inclement weather and the Bentonville School system is closed, guild activities will be cancelled.

GUESTS

Our membership meetings have a \$5.00 guest fee that helps defray program costs if we have a paid speaker. This fee is applied to your membership if you choose to join our guild the same day as you visit.

MAY PROGRAM

Join our past president, Betty O'Neil, for her presentation, "A Quilter's Lament". Betty has been quilting many years and has many stories and quilts to share with us. I'm sure many will identify with her Quilting experiences.

Betty has generously decided to give many of her unfinished quilt tops and some kits to the guild. We will have a silent auction the day of the guild for those items. All of the monies will be donated to the guild, or if you bid and win an item, you can designate where you would like the money to go (such as our scholarship fund, Quilts of Valor, donation quilts or just to our general fund).

Please come and share Betty's Quilting journey.

Program starts at 1:00.

Karen Moore, Chairperson, Programs

CAKE AND ICE CREAM

At 11:30 we will have cake and ice cream to celebrate everyone's birthday this year. Tables will be designated by month, so find the table with your birthday month.

CALICO CUT-UPS DATES TO REMEMBER

May 21: **General meeting date. Third Monday instead of 4th Monday due to Memorial Day.**
June 1: Bus trip to Tulsa quilt show.
June 25: General meeting date.
July 23: General meeting date.

MONTHLY FAT QUARTER FABRIC EXCHANGE - MAY FABRICS



Bring fat quarters of good quality fabric with **STRIPES** and enter our drawing for May. You will get one chance for each fat quarter you enter up to 3 entries. You may win!

Rosalyn Sloan, Chairperson, Fabric Exchange

Quilting Tip

An over-the-door, clear plastic, pocket-type shoe organizer makes a great storage container for your sewing area, especially if you have limited space.



Sunshine and Shadows

Do you know of a Calico Cut-Ups member that could use a card for good news, a celebration or some sad news? Please contact Norene Harmon at (479)271-7109 or peacelady@cox.net Thank you for your help.



The Scrap Bag Newsletter is published each month by Calico Cut-Ups Quilt Guild of Bella Vista, Arkansas and may be viewed on the guild website: www.calicocutups.org
Contact Editor Bob Harmon at Calico Cut-Ups Quilt Guild, P.O. Box 5481, Bella Vista, AR 72714.

Full versions of last month's Treasurer's report is available at guild meetings on the bulletin board. Guild minutes are available at www.calicocutups.org/guild-meeting-minutes/.

History Help Needed!

Go to www.calicocutups.org/our-history/ and read our historical record. Our Past President, Grace, supplied the history for 2017. There is a gap between 2013 and 2017 that needs to be filled. I need someone to step up and send me that information. Please do this before it's totally forgotten.

Bob Harmon



Editor's Corner

Member Count

We ended 2017 with 149 members. As of this writing we're at 149 paid members. Last month Charles became a member. That was an increase of 50% to our active male members. I challenge the ladies to do this also.

News

I depend on you to send me news of quilt shows, classes, guilds, etc. that I can publish here and on the website.

What did you think of this idea?

Last month, I asked for ten of you to send me a picture of your quilt to post on the website. Apparently it wasn't such a good idea as I only received a picture from four of you. If I get six more pictures, I'll do it. I also asked for pictures you took at the quilt show, but that didn't happen either.

Bob Harmon, Scrap Bag Editor

UPCOMING DATES

2018

May 31, June 1-2: Sac-Osage Quilt Shop Hop & A Quilt Show

June 1-2: Quilt Tulsa 2018, Tulsa Fairgrounds, Tulsa, OK

June 21-23: Common Threads Quilt Show, Wichita, KS

August 3-4: Edmond Quilt Guild Show, Edmond, OK

September 27-29: Ozark Piecemakers Quilt Show, Springfield, MO

For more details, visit www.calicocutups.org/local-happenings/

Please submit newsletter items to Bob Harmon at mebobh@cox.net by June 9 for the June Scrap Bag. Earlier if possible.

Quilts of Valor

Just a reminder that the Quilts of Valor group meets the first Tuesday of each month at 1:00 PM, First United Methodist Church in Bella Vista. Room 28 in the lower level of the church. There are approximately 18 veterans on the waiting list at this time. If you are not able to make it each month, kits are currently being put together for you to take home and work on. We hope to have some ready at the next guild meeting. The preferred size of a top is 60" x 80". Thanks in advance for your help!

Susan Richmond
(479) 633-3262

Ads may be placed in the Scrap Bag newsletter for upcoming for-profit classes, vendor ads, member for sale ads and other quilting related ads. Cost is \$10 per issue and must be paid in advance to Calico Cut-Ups. Contact Bob Harmon. mebobh@cox.net

CAKE AND ICE CREAM!



Pssss..... I hear your birthday is coming up soon. Oh I know at our age we try not to think about it. But we are going to have a "Happy Birthday Party" for you anyway!!! The big day will be Monday May 21 at our guild meeting. We will serve you cake and ice cream starting at 11:30. So come early for guild meeting and enjoy the festivities.

Elaine Sick

UPC LABELS FROM HOBBS BATTING

When you use Hobbs batting, be sure to save the UPC labels. Give them to Cathy Beaver. She can use them to get a good discount for batting to use for donation quilts.

Quilt Donations

When you donate quilts, bags, and etc. from the guild, whether it is through a small group or as an individual, please let Cathy Beaver know. She will add it to the number of donations by Calico Cut-Ups.

A Special Thank You

We would like to thank everyone who worked so hard to make the country store and boutique a success. All of you were more than generous donating items and making beautiful things for our guild to sell.

Thank you to all of you who gave of your time to help us.

A special thanks to our president, Laurie Davis, for opening up her home to house our treasures for so long. Thanks to everyone.

Eileen Bell & Angela Pickering

It all started with a Twist!

Submitted by Deb Metz

I began quilting in 2013. My dilemma was what to do after retiring as a Closet Designer for Kansas City Closet Company. I always loved to sew but that was put on the back burner as we were raising our three sons and working. I purchased an embroidery/sewing machine thinking I would do embroidery. But as soon as I made my first quilt for my mom, I was hooked. I ventured into quilting after reading an article in the Kansas City Star about Missouri Star Quilt Company. Being so impressed with Jenny Doan and her tutorials, I just knew I could follow her steps and make a quilt. I was fortunate to live 1 hour and 15 minutes from Hamilton, MO and could stop there on my way to visit Mom in Illinois. Mom was the recipient of my first quilt and the pattern was a Twister. My sweet mom passed away 7 months later. I still sleep under this quilt every night.




Quilting got me thru my grief as I worked on the Farmer's Wife Quilt – 1920's. I could vanish to my sewing space in Kansas and not emerge until dinner time. This is where I learned to piece, experiment with color and heal. Some of those 6 ½" blocks had 50 pieces in them. A bit of a test for a newbie.



In 2016, Peter and I moved to Bella Vista. Through my neighbors, I met a gal who was gifted in hand applique. She encouraged me with the Blue Collection Quilt by Maggie Walker in 2017. It was such a challenge because I had never attempted hand applique before. I also discovered that you don't have to do it exactly as the pattern states! A MAJOR revelation! Karen Keilmeyer did a beautiful job custom quilting it. It just makes me happy to look at it. And apparently it made others happy too. It won 1st place for Applique and Viewer's Choice for the 2018 Calico Cut-Ups Quilt Show.

I have a few favorite items besides my sewing machine and cutting tools that I can't live without:
Favorite Ruler: 8 ½ x 24. Great for borders and cutting strips for 8 ½" blocks.



Perkins Perfect
Piecing Seam Guide



Creative Quilting
Notions Flexible
Seam Guide



Gypsy Cutting
Gizmo



Zirkel Magnetic
Pin Holder

Once I thought I could only purchase enough fabric for one project and finish it before starting another. Ha! What a silly thought. My goals for 2018 are to complete a few more UFOs, make some charity quilts, attempt continuous quilting on my new embroidery machine, increase my skills, continue to learn interesting techniques and enjoy the creative process.

Quilting brings such lovely people together. There is a bond when you share your passion with others. Calico Cut-ups has been a wonderful connecting point. It is such a pleasure to be a part of this dynamic and welcoming group.



Deb Metz, Calico Cut-Ups New Member Chair

Calico Cut-Ups Guild Meeting Minutes

April 23, 2018

(Condensed – go to <http://calicocutups.com/guild-meeting-minutes/> for full version)

President Laurie Davis called the meeting to order at 1:00 p.m. Laurie indicated that she was so proud of the Calico Cut-Ups Quilt Show and got a warm feeling looking at the quilts and said the Country Store, Basket Walk, demos, advertising, signage and vendors were all amazing and she was thankful for all who worked to make it a success. Barbara Vaz's husband attended the show and was very appreciative of the memorials to Barbara Vaz, Barb Thorson, Deloris Sernett and Pat Davis. He took pictures of Barb's quilts.

Shirley Jenkins made her very first quilt top 70 years ago and she brought it to show. It was the fan pattern and her grandmother cut the pieces, which Shirley sewed by hand.

Almost all of the winners in the quilt judging were there showing their winning quilts.

Best of Show winner was Marilyn Frisby and **Viewer's Choice winner** was Deb Metz.

First place winners were Deb Metz, Jan Williams, Patsy Graser, Marilyn Frisby (2), Carol Bourque, Brenda Askland, Elaine Sick and Laurie Davis.

Second Place winners were Jeannene White, Susan Richmond, Carol Buchl, Jo Dodd, Jane Marlow, Mary Pumphrey and Marilyn Lee.

Third place winners were Tong Sproul, Jan Williams (2), Virginia Reitz, and Sharon Copelin/Tory Ford.

Honorable Mention went to Bill Croft.

The program was "Return to Learn" which featured seven stations in which demonstrations were presented by seven of our members. The subjects were: Thread Painting, Hexagons by Machine, Reverse Applique, Handquilting, Sewing tips and gadgets, Quilt as you go and English paper-piecing.

There were no additions or corrections to the minutes of the March meeting and they were approved as written and posted.

Because of a family emergency, there was no treasurer's report available covering the month of March, so March and April reports will both be presented at our May Guild Meeting.

President Laurie Davis announced that she had received no questions, comments or discussion about the Bylaws changes which were presented last month. Shirley Wenger moved that we accept the revised Bylaws. The motion was seconded by Karen Bacon. The motion carried.

President Laurie Davis announced that a scholarship fund has been established by Calico Cut-Ups. She said that we need a Scholarship committee chairman and members for a committee. Mary Kalin, Sharon Moravits and Sandra Wilson volunteered. Laurie asked that they meet to establish guidelines.

The family of Pat Davis donated some of Pat's belongings to the guild and among them was a sewing machine, about seven years old, in very good condition and would sell new for \$649.00, but the power cord is missing and can be replaced for approximately \$14.00. There is an offer of \$300.00 now and bids will be taken until May 10. Call Laurie Davis or send an email to Calicocutups01@gmail.com. The money raised for the sewing machine will be "seed money" to set up the scholarship fund.

Another item from Pat Davis was a Bible Study Block of the Month kit featuring blocks based on Bible verses and books of the Bible. After asking the members if anyone would like to have it, it was given to a member who expressed a sincere interest in owning it.

Joan Crass donated a sewing machine to Calico Cutups which will be available to someone needing it for a class or workshop. Our thanks to Joan for her generosity.

President Laurie Davis announced that the nominating committee for 2019 will begin meeting in June. The committee will consist of Brenda Askland, Sharon Caton and Elaine Sick. Any other member can volunteer as well. The committee was approved by a unanimous yes vote.

Bus Trip – There are a few seats available for the trip to Tulsa. We will be leaving at 7:30 a.m. on Friday June 1 and returning about 8:30 p.m. that evening after going to the Tulsa Quilt Show and visiting the Vintage Sewing Machine Museum in Tulsa. The trip will be taken even if there are a few empty seats.

Kids Kamp – Two applications have been received for Kids Kamp and three are out and expected to be returned. The camp is open to children 8 and up.

Opportunity Quilt – The opportunity quilt was won by Ava Harold. Ava was vacationing in Hawaii but sent an email thanking us for the quilt and said she had visited some of our guild meetings in the past. Elaine Sick thanked everyone who helped and Sharon Caton won her trip to Tulsa by selling the most tickets (over 400).

Appraisals – Alice McElwain did five appraisals at the quilt show and presented \$25.00 to Calico Cutups, which was a donation of \$5.00 per appraisal.

Quilt Show Vendors - Sharon Caton reported that there were 27 vendor spaces at the quilt show including ours which sold thread by YLI and the company allowed CCU to keep half of the selling price for our guild. Our guild makes port pillows and some were displayed at the CCU booth. The Newbies made 50 of them (for cancer patients to put on their seat belt to ease the pain) and Gail Thorson took them to donate to Highlands Oncology Clinic where there was a need for them. We received a thank you note from one of the vendors because she appreciated our efforts during the quilt show.

Block of the Month – Marilyn Bullock showed two blocks this month, because the wrong one was submitted into the scrap bag, so they were both shown today.

Country Store – Eileen Bell expressed her thanks to everyone who helped load the truck and unload it at the church. She also thanked us for all the donations and for all the workers who helped and especially to Laurie for furnishing the storage space in her home.

Susan Richmond will do a workshop to make a tote bag at 9:00 to 12:00 on June 26 prior to the guild meeting. Cost is \$35.00 for the pattern and kit. You will need to bring your zig-zag sewing machine, jelly roll or 22 strips, ½ yard of contrasting fabric and a 10x15 rectangle of double-sided fusible interfacing.

There will be an all-day paper-piecing workshop on August 28 (the day *after* the guild meeting) given by May Gunter, using a Judy Niemeyer pattern. The cost of the pattern is \$25.00 and the workshop fee is \$30.00. Karen Moore showed an example of what will be made in the workshop. In advance of signing up for the workshop, Brenda Askland will give a demo showing what we can expect from the class.

If enough people are interested, we will have another stack and whack workshop in the future. Let Sharon Moravits know if you are interested.

After door prizes and fat quarter drawings, the meeting was adjourned for Show and Tell.

Respectfully submitted,

Judy Boese, Secretary

**Local Guilds to Visit
And maybe join.**



Pieces 'N Patches

Meets 1st Monday at 1:00 PM and 3rd Monday at 10:00 AM at First Presbyterian Church, 1901 South 26th Street, Rogers, AR.

Modern Quilt Guild

Meets 3rd Tuesdays at 6:30 PM at Rogers Historical Museum Annex, 322 South 2nd Street, Rogers, AR.

Dogwood Quilters Guild

Meets 1st Saturday of each month at 9:30 AM at Grace Episcopal Church, 617 North Mt. Olive Street, Siloam Springs, AR

Quilters United in Learning Together (Q.U.I.L.T)

Meets 4th Thursday at 6:30 PM January through October at St. Thomas Episcopal Church, 2898 S. 48th Street, Springdale, AR. November and December meetings are combined on the 1st Thursday of December.

NWA Up in Arms Longarm Guild

Meets 2nd Wednesday at 1 pm at Southside Church of Christ, 919 S. Dixieland Rd., Rogers AR.

A listing of other guilds in Arkansas, Kansas, Louisiana, Missouri, Oklahoma and Texas may be found at calicocutups.org/quilt-guilds/



Do you know of any local guild not listed here? Please let the editor know.

NEWSLETTER ADVERTISING

Our newsletter reaches our current members on a monthly basis, except December, with news pertaining to our guild. We are currently sending over 150 copies of each issue. Your advertisement can reach them too. Your ad in the Scrap Bag will also be displayed on our website at www.calicocutups.org/commercial-advertising for the same length of time chosen for the Scrap Bag. The ad must be quilt related. The Scrap Bag editor reserves the right to decline ads deemed to be inappropriate.

Below you will find the various ad sizes and their associated costs. You may send your ad copy by email as an attachment in .jpg or .pdf formatting to mebobh@cox.net. Ads will not be published until receipt of payment. Send checks made out to *Calico Cut-Ups Quilt Guild* to Bob Harmon, 1706 SW 14th St, Bentonville, AR 72712. You may also send a high quality scan-able paper copy of the ad. Your email address will be added to the distribution list.

Newsletter & Website Advertising Rates

	1 Issue	11 Issues
¼ page	\$10	\$100
½ page	\$20	\$200
Full page	\$30	\$300



B-Sew Inn is committed to offering customers quality sewing, embroidery and quilting products, superior services, inspiring education and incredible values, allowing all levels of sewing enthusiasts to expand their individual passion for creativity. As the world's largest Baby Lock Retailer, we offer the full line of Baby Lock Machines!

Come by and see us today!



Bring this ad in for 20% off any 1 notion!

B•Inspired. B•Creative. B•Sewing.

2910 N McKee Cir Fayetteville, AR
479-442-7808 www.bsewinn.com

Kids Quilt Kamp

The Kids Quilt Kamp now has five signed up for the week of June 18th. We still have room for three more.

We are going to need some help and hope to have one adult for each child signed up. The days are June 18th - June 22nd from 8:30AM - Noon. You do not have to be there all week. If you can help any of these days, please let me know and I will get a schedule going.

Speaking from last year's event, it was a great experience. Thanks in advance for your help.

Brenda Askland
bkaskland2@gmail.com

Quilting Tips

Have an extra computer mouse pad lying around? Put it under your sewing machine foot control to keep it from slipping on hard surface floors.

Hold a piece of white paper behind your needle as you thread it. The paper makes it easier to see the eye of the needle.

Quiltfolk and American Quilt Study Group join forces for new feature

Stories about quilt makers meet stories about quilts.

Eugene, OR - March 12, 2018 - Quiltfolk Magazine and the American Quilt Study Group (AQSG) have teamed up for an ongoing "Trunk Show" feature beginning with **Issue 06 : Arizona** on newsstands nationwide starting March 20, 2018 . The collaboration pairs Quiltfolk, the community-supported magazine that travels the country to tell the story of America's quilt makers with AQSG, a highly-respected organization that tells the story behind the quilts themselves.

Drawing from AQSG members' vast knowledge of American quilt history, the Quiltfolk editorial team selects one extraordinary quilt which helps tell the story of an issue's regional focus. Along with a full-page, full-color, "flat shot" photograph of the quilt comes the story behind it, written by an AQSG quilt scholar. The feature will highlight the quilt, the maker, and historic or regional details that fit with the geographic theme of each issue of Quiltfolk.

As Quiltfolk magazine enters its second year of publication, it continues to look for opportunities to bring a wider variety of stories to its growing readership. A collaboration with the American Quilt Study Group is one such opportunity. Founded in 1980, AQSG is dedicated to advancing knowledge of quilts through rigorous, interdisciplinary research of the highest standard.

Editorial Director Mary Fons is enthusiastic about the new collaboration. "The work AQSG does for quilting in America is essential, but many quilters don't know about them," she said. "Quiltfolk can help get the word out to our community that quilters need AQSG as much as they need fabric. In turn, AQSG brings incredible content to the pages of the magazine. It's a win-win."

Quiltfolk disrupted the quilt publication industry in 2016 when entrepreneur Michael McCormick launched a community-supported model for his roughly 180-page "keepsake quarterly." The no-ad policy allows the stories of quilt makers to come to life through the lush visual style of the magazine, every page filled with inspiration. Under the editorial helm of McCormick and popular quilt industry figure Mary Fons, Quiltfolk is positioned to capitalize on the best of old and new media. Learn more at Quiltfolk.com or on Instagram @quiltfolk.

Submitted by Alice McElwain

When did quilting begin?

The word 'quilt' comes from the Latin word 'culcita', meaning stuffed mattress or cushion. No one is exactly sure when quilting began, but from evidence found in the Temple of Osiris at Abydos, Egypt it seems that people wore quilted clothing as many as 5000 years ago.

In England, we can trace quilting back to the 13th Century, when people wrote about quilting in protective clothing to wear under or over armor and chain mail.

In the 14th and 15th Centuries, wealthy and important figures made quilted 'doublets' fashionable outerwear. From written evidence, we know that British people certainly used bed quilts, under and over a mattress, from the 15th Century, but we cannot be sure what they were like because the quilts have not survived.

From www.quiltmuseum.org.uk



The Bella Vista Courtesy Van is an all-volunteer organization that transports Bella Vista residents who can no longer drive, by reason of age or health, wherever they need to go, free of charge. Their vans are wheelchair accessible. They operate 9:00am to 5:00pm, Monday through Friday. Residents are taken to appointments such as doctors, rehab, beauty shops, as well as for personal trips such as shopping. The Courtesy Van travels as far south as Rogers and as far north as the McDonald County Walmart.

You can now donate through Amazon. The AmazonSmile site – smile.amazon.com - features the same prices, selection and shopping experience as Amazon.com with the bonus that Amazon will donate a portion of the purchase price to the Bella Vista Courtesy Van. To donate this way, go to AmazonSmile website, sign in to your Amazon account, then type Bella Vista Courtesy Van in the search box when the prompt comes up. Amazon will remember your selection and every eligible purchase you make will result in a donation to the Bella Vista Courtesy Van. The AmazonSmile Foundation will donate 0.5% of the purchase price (minus rebates, shipping, taxes and service charges) from the eligible AmazonSmile purchases. Remember, you have to use the AmazonSmile website to get the donations to the Bella Vista Courtesy Van. This approach also works for Prime users.

May Block of the Month

Sampling different techniques is the theme for 2018. I'll be demonstrating the block of the month at the New Bees on the 2nd Wednesday of the month at 10:30 to noon in room 28, lower level of the First United Methodist Church.

The block for May is Arkansas Cross Roads by Delaware Quilts.

The blocks will be 12 1/2" squares that can be made into purses, wall hangings, pillows, lap throws, or a sampler quilt. No set colors. We'll be using fabrics from your stash.

Anyone who is new to quilting or would just like help, or just to socialize are invited to come.

Marilyn Bullock, Chairman, Block of the Month

Note from pattern designer:

My patterns are helping find the cure for cancer. If your group has it in their hearts and/or in the budget, all I ask in exchange is for you to make a small donation to the American Cancer Society on my Relay For Life web site <http://main.acsevents.org/goto/MargeGordon2018> or by PayPal at <http://delawarequilts.com/Relay/> Or you may send me a check made payable to the American Cancer Society to: Marge Gordon, 31357 Kendale Road, Lewes, DE 19958

Delaware Quilts



Arkansas Cross Roads For the Calico Cut-Ups

This is a four patch block, and fairly simple. You will need four colors, ranging from light to dark, in the same color family. We'll call the colors dark, medium dark, medium light, and light.

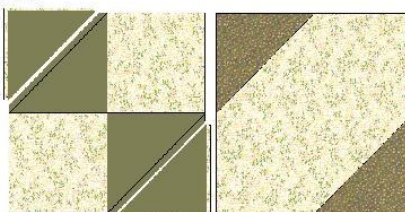
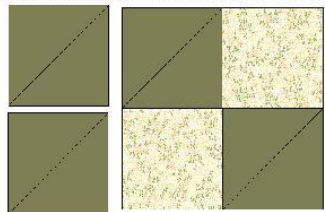
From your dark and your medium light cut a strip 3 1/2 by 14 inches

From your light cut two 6 1/2 inch squares


From your medium dark cut four 3 1/2 inch squares




First take your four medium dark squares, and draw a line diagonally from one corner to the other. Place two on opposite corners of the 6 1/2 inch light squares. Sew on the drawn line. Trim 1/4 inch from the sewing line. Press towards the medium dark corners.





Next take your dark and medium light strips and place them right sides together. Sew a 1/4 inch seam.



Press open toward the dark fabric, and then cut into four 3 1/2 inch units.




You can now make the four patch blocks, and finally assemble the complete block. It should measure 12 1/2 inches when finished.



The Calico Cut-Ups Quilt Guild has been given permission by Delaware Quilts to use this block for educational purposes only. This pattern can be used for personal use only and can not be used commercially without the owner's permission. No copies may be made without the owner's permission. This includes the patterns as well as any graphics and/or instructions that are associated with a pattern.

Arkansas Cross Roads © Delaware Quilts August 2001



TULSA QUILT SHOW BUS TRIP

FRIDAY, JUNE 1, 2018

\$50

Paid in full at time of registration.

No refunds!

**Leave First United Methodist
Church at 7:30 a.m.**

**Will not stop at Vintage Sewing Machine Museum after quilt
show.**

**Admission to quilt show included
in registration fee.**



**Join
the
Fun**

Contact Sharon Moravits
sharonmoravits@gmail.com
417-434-6943



Kids Quilt Kamp - 2018

When: June 18th – June 22nd

Time: 8:30AM – Noon

Where: First United Methodist Church, Bella Vista Arkansas

Hosted by: Calico Cut-Up Quilt Guild

A free event for children ages 8 and up who are interested in learning to sew/quilt. Fabric and notions will be provided by the guild. We are asking the kids to bring a good working sewing machine if they have one. If that is not possible, please let us know so we can make arrangements. Number of participants is limited, so get in touch with Brenda Askland (515-708-2193 or bkaskland2@gmail.com) for more details if you are interested or complete the following and mail it to: Brenda Askland, 2 Cardiff Circle, Bella Vista, AR 72714.

Name of Child_____

Age of Child_____

Name of Parent_____

Phone number and email_____