

A643898 L9 R1 (48 piece minimum)



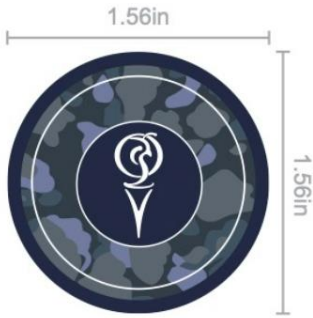
9 a Sublimated Retro Patch w/ Satin Overlock Edge



A643898 L8 R1 (36 piece minimum, 12 reorder)



A646703 L4 (48 piece minimum)



4 a Sublimated retro patch with satin overlock edge



A635463 L20 (48 piece minimum)



20 a Woven Label w/ Satin Overlock Edge



A646700 L15 (36 piece minimum, 12 reorder)



A646700 L11 (36 piece minimum, 12 reorder)



A646701 L3 (96 piece min, 48 reorder)



3 a 3D insignia - textured

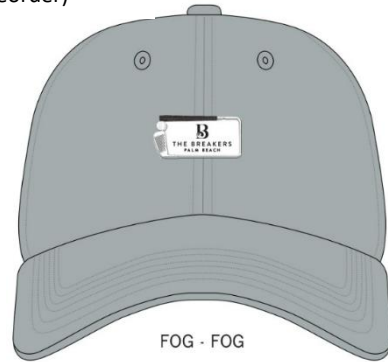


AXX - WHITE

A635463 L10 (96 piece min, 48 reorder)



10 a 3D insignia - textured



FOG - FOG

A646701 L10 (24 piece minimum)



10 a Satin Overlock Edge Retro Twill Patch



5054 A21 WHITE/NAVY



5054 HX8 NAVY/LIGHT BLUE



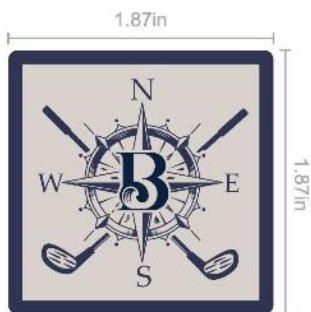
5054 FOG - FOG



A643872 L13 (36 piece minimum, 12 reorder)



A635463 L13 (48 piece minimum)



13 a Sublimated retro patch with satin overlock edge




5054 A21 WHITE/NAVY



5054 H41 NAVY/WHITE



A632528 L14 R1 (48 piece min)



14 a Merrowed edge woven label with satin overlock edge

5054  
ADG WHITE/DK GREEN

A648038 L11 (48 min)



11 a Sublimated merrowed edge patch

A645709 L9 R1 (36 piece minimum, 12 reorder)



A649435 L2



A635463 L16  
(36 piece minimum,  
12 reorder)



A643872 L8 (24 piece minimum)



8 a Laser etched suede patch  
Oak suede



8 b Laser etched suede patch  
Brown suede



HX1 - NAVY



AXX - WHITE



2.31in



1 a Embroidered Retro Patch with a Satin Overlock Edge

A643786 L1 R1 (48 piece minimum)



JXX - BLACK



NAN - NANTUCKET

A646700 L5 (36 piece minimum, 12 reorder)



A644700 L4 (48 piece minimum)



4 a Sublimation Patch w/ Satin Overlock edge



A646703 L9 48 minimum)



9 a Sublimation Patch w/ Satin Overlock edge



A640802 L8 R1 (96 minimum, 48 reorder)



8 a 3D insignia



A646700 L13 (36 piece minimum)




A645709 L13R2



A640533 L1 (96 piece minimum, 48 reorder)

A640533 L4 (36 piece minimum, 12 reorder)



A646698 L4 (36 piece minimum, 12 reorder)



A632528 L12 (48 piece minimum)

A646698 L1 (36 piece min, 12 reorder)



12 a Sublimation Patch w/ Satin Overlock edge


A648258 L4 (48 min)



4 a Embroidery Retro Patch w/ Satin Overlock Edge Ref PPE 6277 - for technique

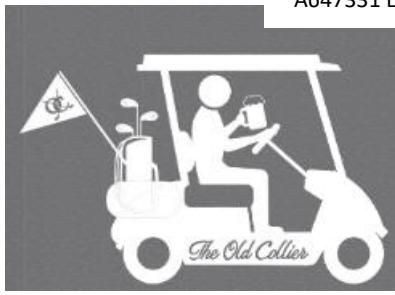


A647961 L7 (48 min)



7 a Custom Shape Sublimation Patch w/ Satin Overlock Edge

A647331 L5R1




A645709 L17 R1 (48 min)



17 a Woven Label w/ Satin Overlock Edge

4062

A649435 L1 (96 min, 48 reorder)



H08 - LT BLUE

H18 - COBALT

A640919 L7 (48 min)



X210P  
AXX - WHITE

X210P  
GLA - GLACIER

X210P  
FOG - FOG

A649435 L9 (48 min)



9 a Sublimated patch with satin overlock edge

A649435 L10 (48 min)




10 a Sublimated patch with satin overlock edge

A649435 L8 (48 min)



8 a Sublimated retro patch with satin overlock edge

A649435 L7 R1 (48 min)



7 a Sublimated retro patch with satin overlock edge