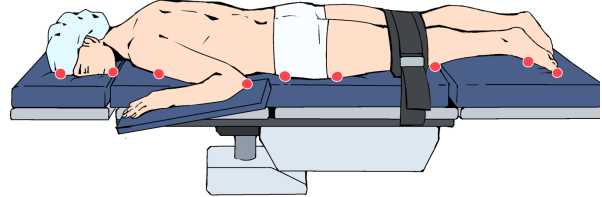
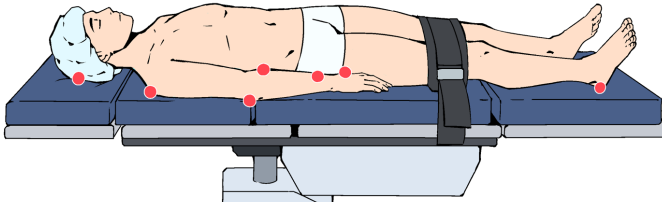


## Scott Triggers Surgical/Procedural Positioning Tool

\* Note procedure length in hours/min \_\_\_\_\_

Supine

Prone

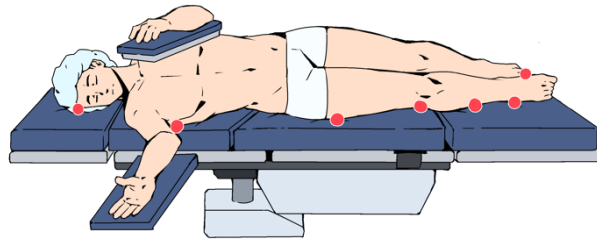
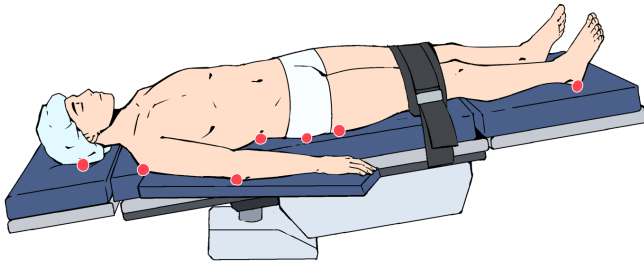


Occiput, Scapulae, (shoulder blade), Arms, Elbow, Thoracic vertebrae, Lumbar area, and spine, Sacrum, Buttocks, Heels

Forehead, eyes, ears and chin, Anterior shoulders, Breast/chest, Lower costal margins, Iliac crest, Genitalia, Knees, Shins, Dorsum of feet, Toes.

Trendelenburg

Lateral

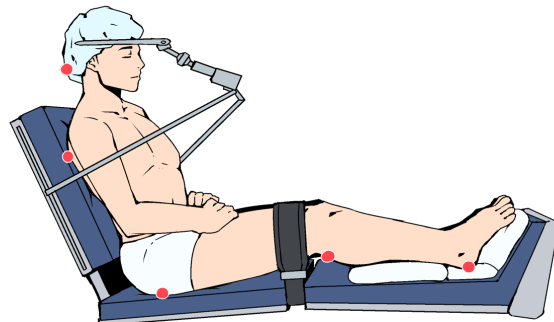
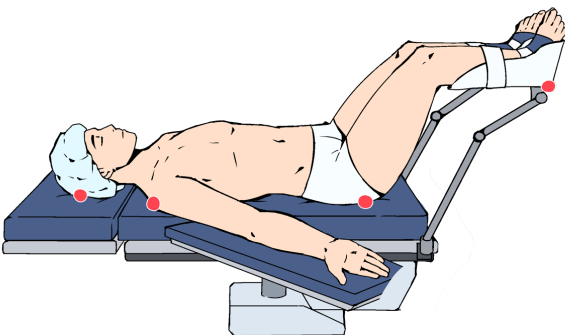


Occiput, Scapulae, Elbows, Arms, Thoracic Vertebrae, Lumbar spine, Sacrum/coccyx, Buttocks, Heels

Side of face and Ear, Dependent shoulder, Axilla, Arms Dependent trochanter (hip), Legs, Knee, Ankle/Malleolus, Feet

Lithotomy

Sitting



Occiput, Shoulders, Scapulae, Elbows, Arms, Thoracic vertebrae, Lumbar area, Sacrum, Lateral aspect of Leg, Heels

Back of head (positioner specific), Scapula, Ischial Tuberosities, Back of knees, Heels