

Sign Up for a NEW Subscription



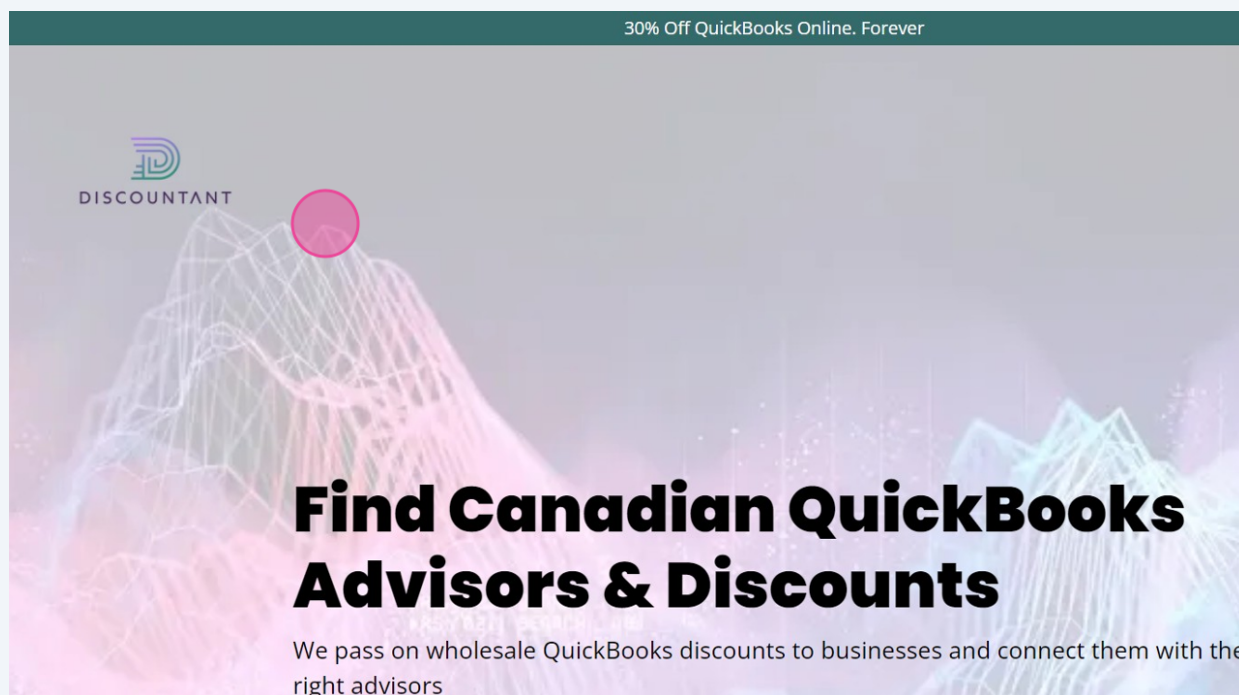
New QBO Subscription



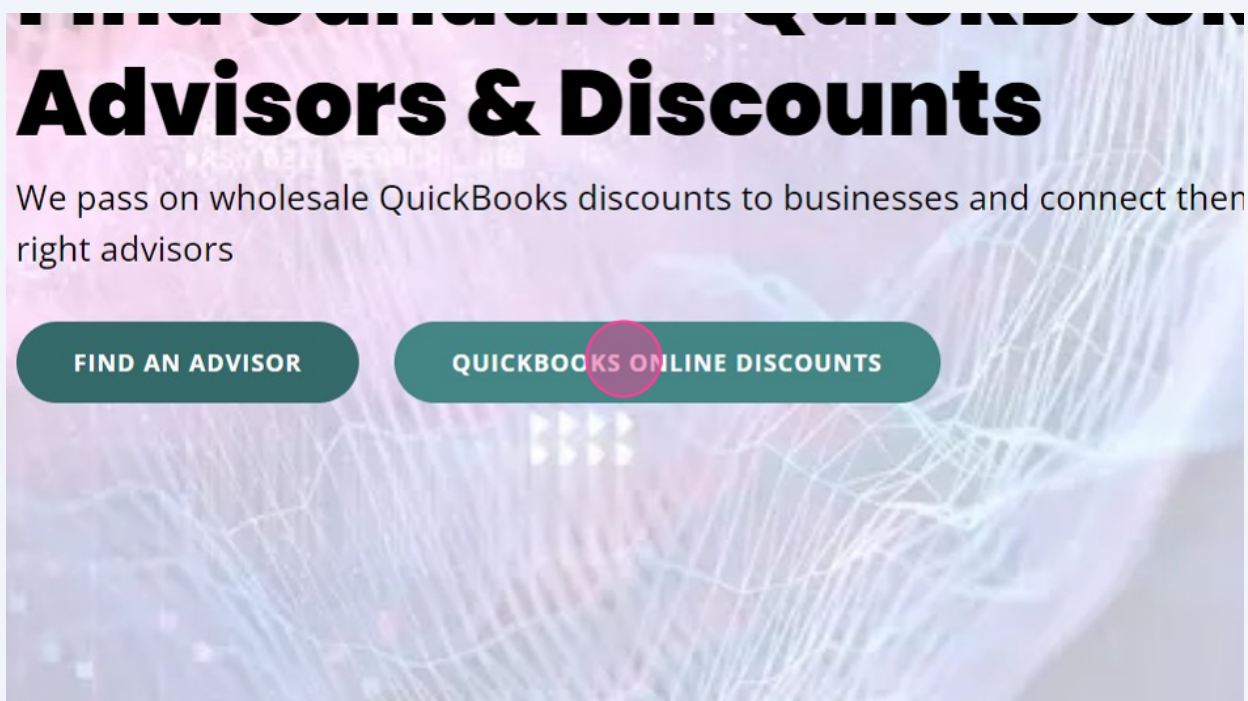
If you are looking for a new QBO subscription then follow along these instructions to get your discounted subscription.

1

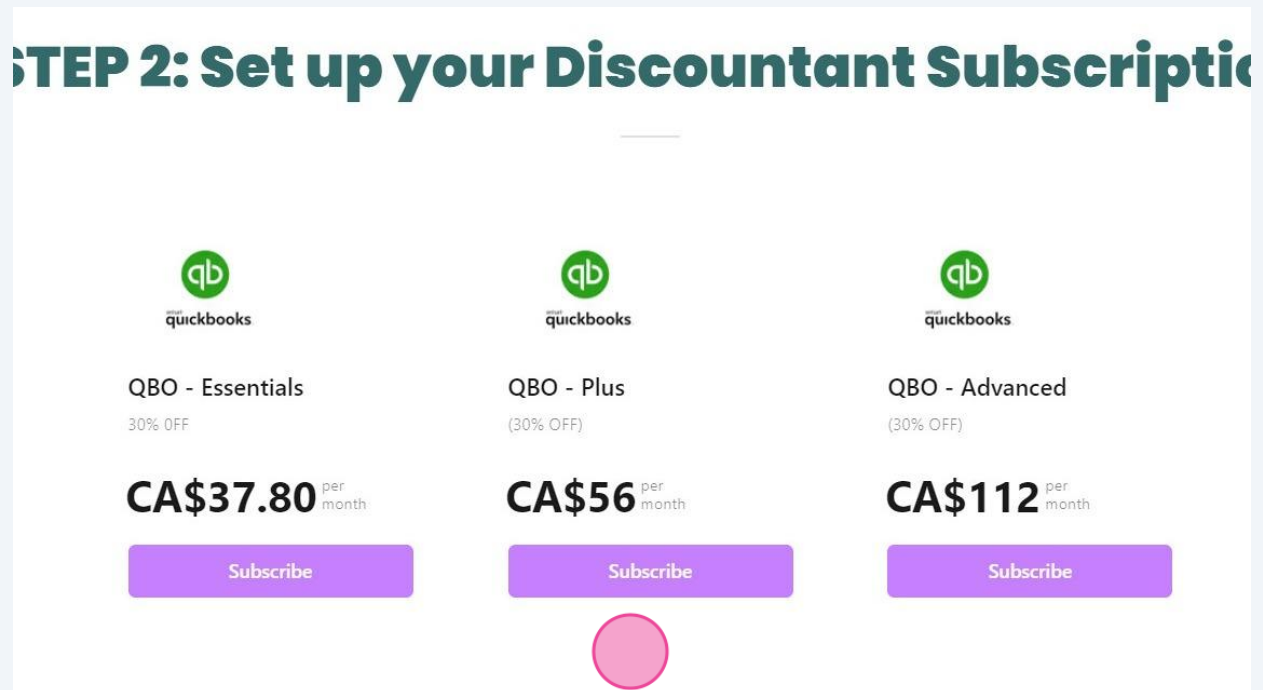
Head Over to <https://discountant.ca/>



- 2 Scroll & click the "QuickBooks Online Discounts" button



- 3 Since you are looking for a new subscription, scroll to STEP 2 and choose the right QBO package to suit your needs.



4 Once selected, the system will take you to the billing page

Enter your Email address, Company Name & Credit Card information

Once complete, click on SUBSCRIBE to complete your purchase.

The screenshot shows a billing page for 'Discountant'. On the left, it displays the subscription details: 'Subscribe to QBO - Plus' for 'CA\$56.00 per month'. Below this, it shows a 'QBO - Plus (30% OFF)' plan, 'Billed monthly', with a 'Subtotal' of 'CA\$56.00'. A 'Tax' field is present with a note 'Enter address to calculate'. The 'Total due today' is also 'CA\$56.00'. On the right, there are input fields for 'Email', 'Company Name', and 'Payment method'. Under 'Payment method', there is a 'Card information' section with a card number '1234 1234 1234 1234', an expiration date 'MM / YY', and a 'CVC' field. Below this is a 'Cardholder name' field with the placeholder 'Full name on card'. There is also a 'Country or region' dropdown menu set to 'Canada' and a 'Postal code' field. At the bottom of the right section, there is a checkbox for 'Securely save my information for 1-click checkout' with a note 'Pay faster on Discountant and everywhere Link is accepted.' A blue 'Subscribe' button is at the bottom right. A pink circle highlights the 'Card information' section.

i The system will confirm that the billing has gone through.

We will receive an email confirming your QBO subscription chose and we will email you with confirmation that your subscription is active.

We will then work with yourself to get you access to your new QBO subscription. If you have an accountant you would like to have access, we can invite them in as well!

i Any questions about any of the steps or if you want to find out more, please email us directly at admin@discountant.ca

NOTES:

**PAYROLL:**

If you are looking at adding a payroll subscription to add to your QBO one, please first email us to find out more information about adding in payroll and the costs associated with the various different options that Intuit Canada has available.

**BILLING FREQUENCY:**

Please note that QBO Subscriptions are billed in advanced and the system will bill you on the same day each month, for the same amount, until such time as you cancel your subscription with us.

Our discount applies to the current QBO subscription rate as released by Intuit Canada

**ALERT! US QUBSCRIPTIONS**

We can only help create Canadian QuickBooks Online accounts and bill Canadian Credit Cards. If you are looking for a US QBO account, unfortunately we cannot extend you a discount.