




# FAST TRACK

Style & Options Guide





# Using this Guide

The 9Wood Fast>Track program is continually expanding. This guide lays out all currently available Fast>Track styles and configurations.

## Finishes


Fast>Track products can be provided with clear finish, one of 9Wood’s standard colors/opaque, or a custom color match (to a provided control chip). Custom colors add time in approvals, but the production timeline remains the same.



CLEAR FINISH



STANDARD COLORS



BLACK & WHITE OPAQUE




CUSTOM

## Components & Hardware

For assembled products (like Grilles) all additional components (backers, dowels and/or fabric scrim) are available in black or white. Progressively installed Linears such as Continuous Linears will call out the clips required for attachment, as well as applicable fabric options.



BACKERS - 1/2" PLYWOOD  
BLACK OR WHITE OPAQUE



FABRIC SCRIM  
BLACK OR WHITE



DOWELS - 1/2" FSC BIRCH  
BLACK OR WHITE OPAQUE



ATTACHMENT HARDWARE

## Walls & Accessibility

Several styles are available for both wall and ceiling applications. There are also options for ceiling access when repeated access to the plenum is required. Some styles are fully accessible throughout the entire ceiling, while others may require factory or field modifications. Hybrid Panels can be mixed and matched across a ceiling surface to create unique textures.



## Certified Wood

All wood materials are sourced as LEED v4/4.1 compliant. Solid Western Hemlock is fully PEFC certified, and all veneer/core, backer, and dowel materials are FSC certified. Style headers will display the species available, with material size, spacing, and length options found in the table.



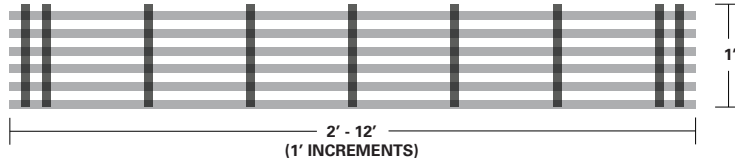
DIVISION 9 CUSTOM WOOD CEILINGS



## Cross Piece Grille



SOLID  
HEMLOCK



| SKU  | Net Width | Net Depth | Members/LF |
|------|-----------|-----------|------------|
| 1112 | 5/8"      | 1-3/8"    | 2 - 10     |
| 1113 | 5/8"      | 2-1/4"    | 2 - 10     |
| 1114 | 5/8"      | 3-1/4"    | 2 - 10     |
| 1123 | 1-3/8"    | 2-1/4"    | 2 - 6      |
| 1124 | 1-3/8"    | 3-1/4"    | 2 - 5      |

### New Veneer Options



CHERRY  
VENEER



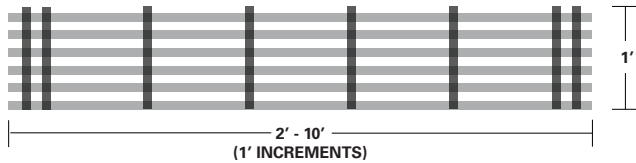
WHITE MAPLE  
VENEER



WHITE OAK  
VENEER



WALNUT  
VENEER



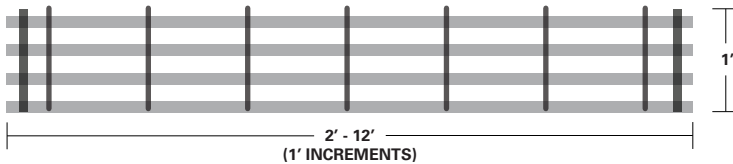
| SKU  | Net Width | Net Depth | Members/LF |
|------|-----------|-----------|------------|
| 1112 | 3/4"      | 1-3/8"    | 2 - 8      |
| 1113 | 3/4"      | 2-1/4"    | 2 - 8      |
| 1114 | 3/4"      | 3-1/4"    | 2 - 6      |
| 1116 | 3/4"      | 5-1/4"    | 2 - 3      |



## Dowel Grille



SOLID  
HEMLOCK



| SKU  | Net Width | Net Depth | Members/LF |
|------|-----------|-----------|------------|
| 1212 | 5/8"      | 1-3/8"    | 2 - 10     |
| 1213 | 5/8"      | 2-1/4"    | 2 - 10     |
| 1214 | 5/8"      | 3-1/4"    | 2 - 10     |
| 1223 | 1-3/8"    | 2-1/4"    | 2 - 6      |
| 1224 | 1-3/8"    | 3-1/4"    | 2 - 5      |

### New Veneer Options



CHERRY  
VENEER



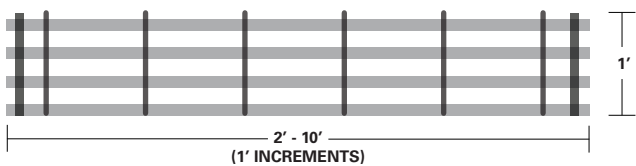
WHITE MAPLE  
VENEER



WHITE OAK  
VENEER



WALNUT  
VENEER



| SKU  | Net Width | Net Depth | Members/LF |
|------|-----------|-----------|------------|
| 1212 | 3/4"      | 1-3/8"    | 2 - 8      |
| 1213 | 3/4"      | 2-1/4"    | 2 - 8      |
| 1214 | 3/4"      | 3-1/4"    | 2 - 6      |
| 1216 | 3/4"      | 5-1/4"    | 2 - 3      |



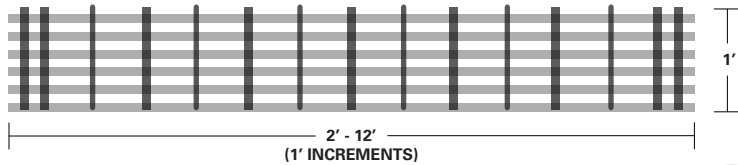
DIVISION 9 CUSTOM WOOD CEILINGS



# Dowel Backer Grille



SOLID  
HEMLOCK



| SKU  | Net Width | Net Depth | Members/LF |
|------|-----------|-----------|------------|
| 1412 | 5/8"      | 1-3/8"    | 2 - 10     |
| 1413 | 5/8"      | 2-1/4"    | 2 - 10     |
| 1414 | 5/8"      | 3-1/4"    | 2 - 10     |
| 1423 | 1-3/8"    | 2-1/4"    | 2 - 6      |
| 1424 | 1-3/8"    | 3-1/4"    | 2 - 5      |

## New Veneer Options



CHERRY  
VENEER



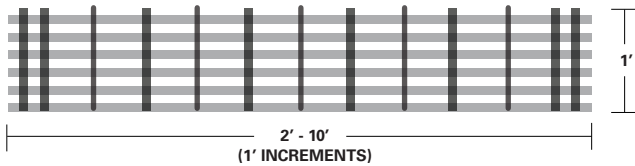
WHITE MAPLE  
VENEER




WHITE OAK  
VENEER



WALNUT  
VENEER



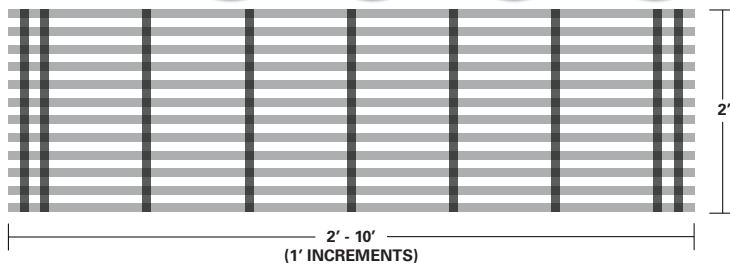
| SKU  | Net Width | Net Depth | Members/LF |
|------|-----------|-----------|------------|
| 1412 | 3/4"      | 1-3/8"    | 2 - 8      |
| 1413 | 3/4"      | 2-1/4"    | 2 - 8      |
| 1414 | 3/4"      | 3-1/4"    | 2 - 5      |
| 1416 | 3/4"      | 5-1/4"    | 2 - 3      |



# True Access Grille



SOLID  
HEMLOCK



| SKU     | Net Width | Net Depth | Members/LF |
|---------|-----------|-----------|------------|
| 18-1112 | 5/8"      | 1-3/8"    | 2 - 10     |
| 18-1113 | 5/8"      | 2-1/4"    | 2 - 10     |
| 18-1114 | 5/8"      | 3-1/4"    | 2 - 6      |
| 18-1123 | 1-3/8"    | 2-1/4"    | 2 - 6      |
| 18-1124 | 1-3/8"    | 3-1/4"    | 2 - 5      |

## New Veneer Options



CHERRY  
VENEER



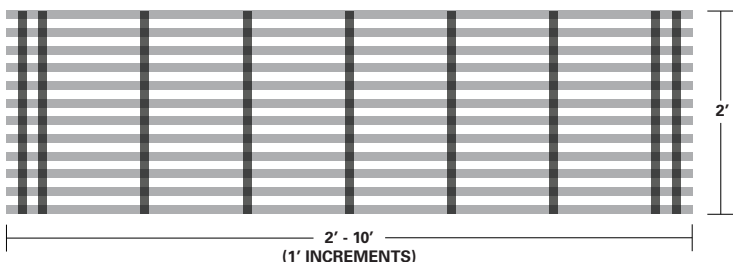
WHITE MAPLE  
VENEER



WHITE OAK  
VENEER



WALNUT  
VENEER



| SKU     | Net Width | Net Depth | Members/LF |
|---------|-----------|-----------|------------|
| 18-1112 | 3/4"      | 1-3/8"    | 2 - 8      |
| 18-1113 | 3/4"      | 2-1/4"    | 2 - 8      |
| 18-1114 | 3/4"      | 3-1/4"    | 2 - 6      |
| 18-1116 | 3/4"      | 5-1/4"    | 2          |



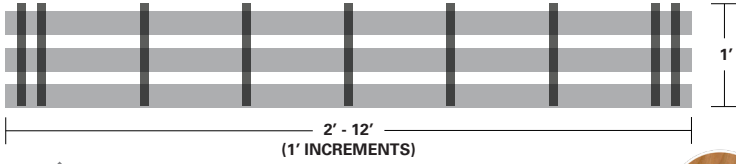
# Panelized Linear



SOLID HEMLOCK



| SKU  | Net Depth | Net Width | Members/LF |
|------|-----------|-----------|------------|
| 2112 | 5/8"      | 1-3/8"    | 4 - 6      |
| 2113 | 5/8"      | 2-1/4"    | 3 - 4      |
| 2114 | 5/8"      | 3-1/4"    | 2 - 3      |



## New Veneer Options



CHERRY VENEER



WHITE MAPLE VENEER

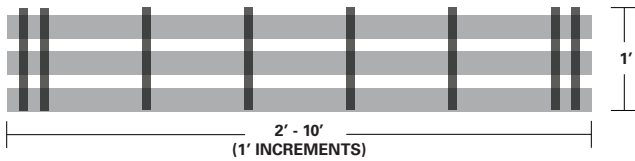


WHITE OAK VENEER



WALNUT VENEER

| SKU  | Net Depth | Net Width | Members/LF |
|------|-----------|-----------|------------|
| 2112 | 3/4"      | 1-3/8"    | 4 - 6      |
| 2113 | 3/4"      | 2-1/4"    | 3 - 4      |
| 2114 | 3/4"      | 3-1/4"    | 2 - 3      |
| 2116 | 3/4"      | 5-1/4"    | 2          |



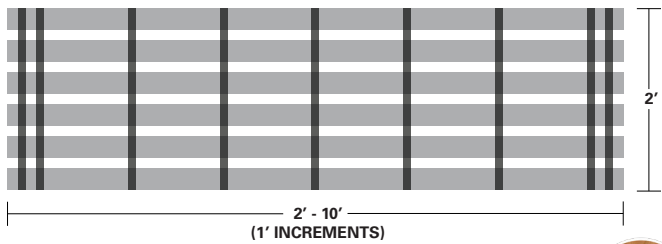
# True Access Linear



SOLID HEMLOCK



| SKU     | Net Depth | Net Width | Members/LF |
|---------|-----------|-----------|------------|
| 28-2112 | 5/8"      | 1-3/8"    | 4 - 6      |
| 28-2113 | 5/8"      | 2-1/4"    | 3 - 4      |
| 28-2114 | 5/8"      | 3-1/4"    | 2 - 3      |



## New Veneer Options



CHERRY VENEER



WHITE MAPLE VENEER

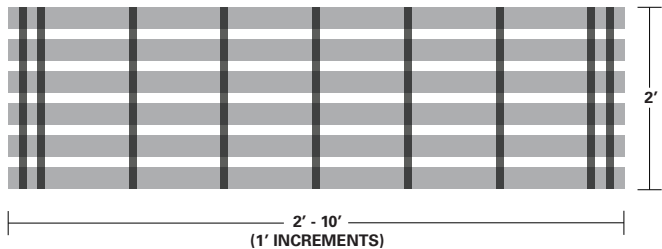


WHITE OAK VENEER



WALNUT VENEER

| SKU     | Net Depth | Net Width | Members/LF |
|---------|-----------|-----------|------------|
| 28-2112 | 3/4"      | 1-3/8"    | 4 - 6      |
| 28-2113 | 3/4"      | 2-1/4"    | 3 - 4      |
| 28-2114 | 3/4"      | 3-1/4"    | 2 - 3      |
| 28-2116 | 3/4"      | 5-1/4"    | 2          |



DIVISION 9 CUSTOM WOOD CEILINGS



## Continuous Linear



CHERRY VENEER



WHITE MAPLE VENEER



WHITE OAK VENEER



WALNUT VENEER



| SKU  | Net Depth | Net Width | Members/LF |
|------|-----------|-----------|------------|
| 2314 | 3/4"      | 3-1/4"    | 3          |
| 2316 | 3/4"      | 5-1/4"    | 2          |



8' (96" NET)



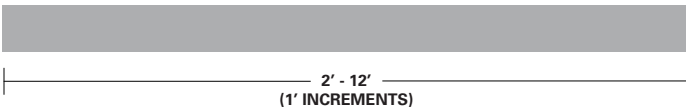
## Tongue & Groove Linear



SOLID HEMLOCK



| SKU  | Net Depth | Net Width | Members/LF |
|------|-----------|-----------|------------|
| 2414 | 5/8"      | 3-1/4"    | 4          |



2' - 12'  
(1' INCREMENTS)



## Kerf Reveal Linear



CHERRY VENEER



WHITE MAPLE VENEER



WHITE OAK VENEER



WALNUT VENEER



| SKU  | Net Depth | Net Width | Members/LF |
|------|-----------|-----------|------------|
| 2715 | 3/4"      | 4-1/2"    | 3          |
| 2717 | 3/4"      | 6-1/2"    | 2          |



8' (96" NET)



DIVISION 9 CUSTOM WOOD CEILINGS





## Acoustic Planks



CHERRY  
VENEER



WHITE MAPLE  
VENEER



WHITE OAK  
VENEER



WALNUT  
VENEER



| SKU    | Net Depth | Net Width | Members/LF |
|--------|-----------|-----------|------------|
| 3108-2 | 3/4"      | 7-9/16"   | 1.6        |



## True Access Tile



CHERRY  
VENEER



WHITE MAPLE  
VENEER



WHITE OAK  
VENEER



WALNUT  
VENEER



| SKU     | Tile Depth | Tile Width | Tile Length |
|---------|------------|------------|-------------|
| 4624-24 | 3/4"       | 23-5/8"    | 23-5/8"     |
| 4624-48 | 3/4"       | 23-5/8"    | 47-5/8"     |
| 4648-48 | 3/4"       | 47-5/8"    | 47-5/8"     |



## Tegular Tile



CHERRY  
VENEER



WHITE MAPLE  
VENEER



WHITE OAK  
VENEER



WALNUT  
VENEER



| SKU     | Tile Depth | Tile Width | Tile Length |
|---------|------------|------------|-------------|
| 4124-24 | 3/4"       | 23"        | 23"         |
| 4124-48 | 3/4"       | 23"        | 47"         |
| 4148-48 | 3/4"       | 47"        | 47"         |



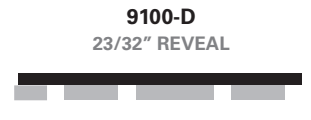
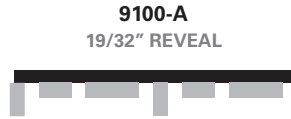
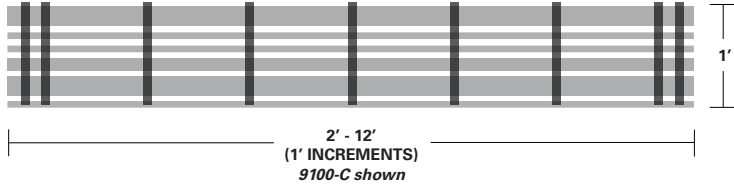
DIVISION 9 CUSTOM WOOD CEILINGS



## Hybrid Panel



SOLID  
HEMLOCK



## Solid Trims



SOLID  
HEMLOCK



| SKU      | Net Width | Net Depth | Lengths  |
|----------|-----------|-----------|----------|
| 0100-12  | 5/8"      | 1-3/8"    | 2' - 12' |
| 0100-13  | 5/8"      | 2-1/4"    | 2' - 12' |
| 0100-14  | 5/8"      | 3-1/4"    | 2' - 12' |
| 0100-16* | 3/4"      | 5-1/4"    | 8' Only* |
| 0100-23  | 1-3/8"    | 2-1/4"    | 2' - 12' |
| 0100-24  | 1-3/8"    | 3-1/4"    | 2' - 12' |



## Veneer Trims



CHERRY  
VENEER



WHITE MAPLE  
VENEER



WHITE OAK  
VENEER



WALNUT  
VENEER



| SKU     | Net Depth | Net Width | Lengths |
|---------|-----------|-----------|---------|
| 0100-14 | 3/4"      | 3-1/4"    | 8'      |
| 0100-16 | 3/4"      | 5-1/4"    | 8'      |



DIVISION 9 CUSTOM WOOD CEILINGS

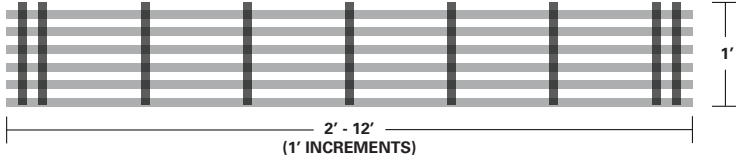





## Exterior Grille



SOLID  
HEMLOCK



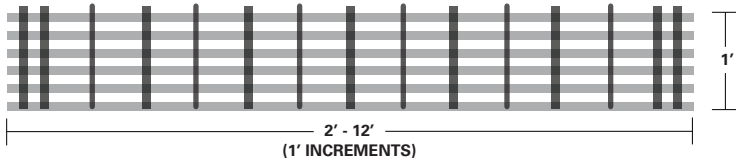
| SKU  | Net Width | Net Depth | Members/LF |
|------|-----------|-----------|------------|
| 1112 | 5/8"      | 1-3/8"    | 2 - 10     |
| 1123 | 1-3/8"    | 2-1/4"    | 2 - 6      |
| 1124 | 1-3/8"    | 3-1/4"    | 2 - 5      |



## Exterior Dowel Backer Grille



SOLID  
HEMLOCK



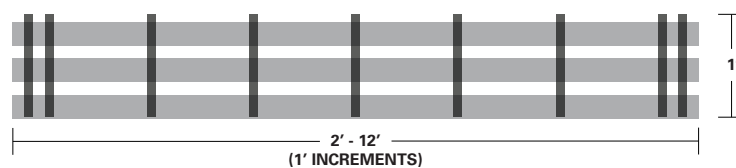
| SKU  | Net Width | Net Depth | Members/LF |
|------|-----------|-----------|------------|
| 1412 | 5/8"      | 1-3/8"    | 2 - 10     |
| 1413 | 5/8"      | 2-1/4"    | 2 - 10     |
| 1423 | 1-3/8"    | 2-1/4"    | 2 - 6      |
| 1424 | 1-3/8"    | 3-1/4"    | 2 - 5      |



## Exterior Panelized Linear



SOLID  
HEMLOCK



| SKU  | Net Width | Net Depth | Members/LF |
|------|-----------|-----------|------------|
| 2112 | 1-3/8"    | 5/8"      | 4 - 6      |
| 2113 | 2-1/4"    | 5/8"      | 3 - 4      |