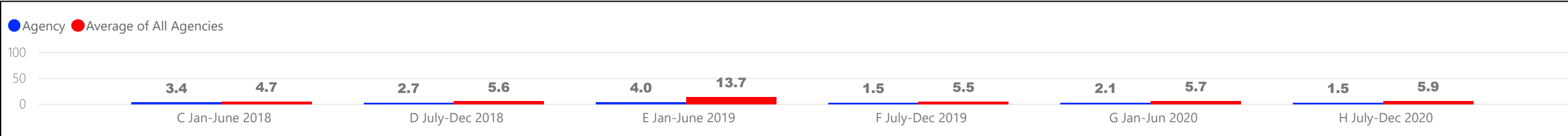


# Short Term Residential Therapeutic Program (STRTP) BENCHMARKING REPORT

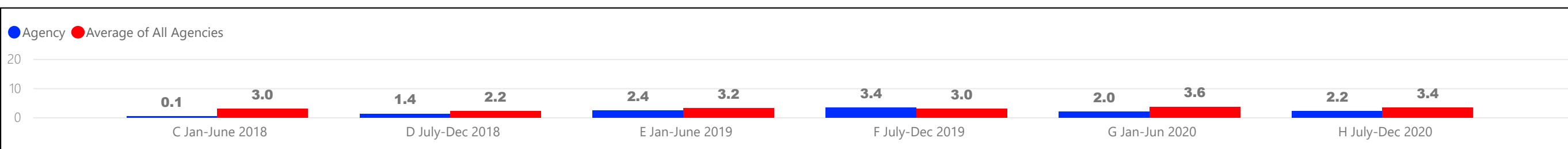
## BACKGROUND INFORMATION

Data were collected from 7 participating STRTPs, representing several counties in California - both Northern and Southern. The charts below represent a summary of data collected during the period of January-June 2020 and compares it with data from past reporting periods. Each chart shows your STRTP's performance in blue, and the average performance of all participating STRTPs in red.

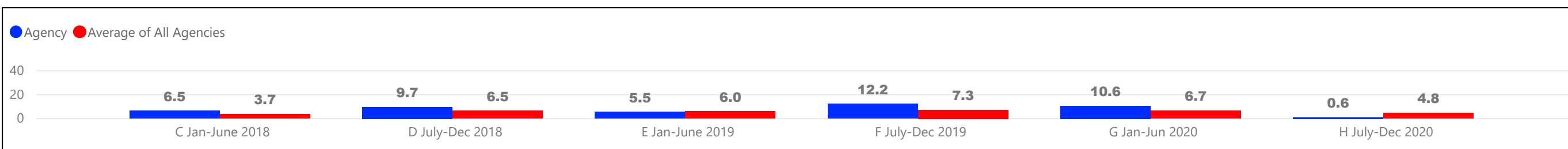
**Restraints Per 1000 day Beds**



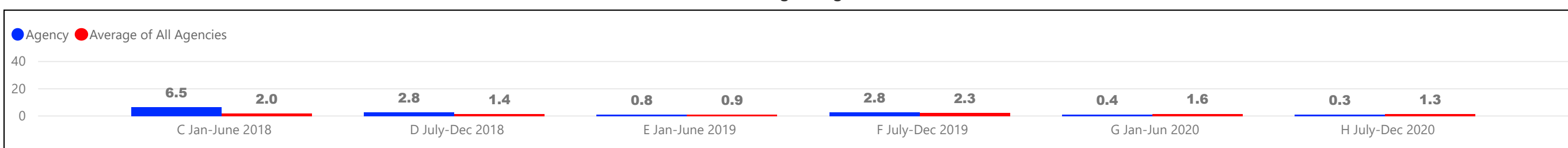
**Average Length of Restraints**



**Escorts Per 1000 day Beds**



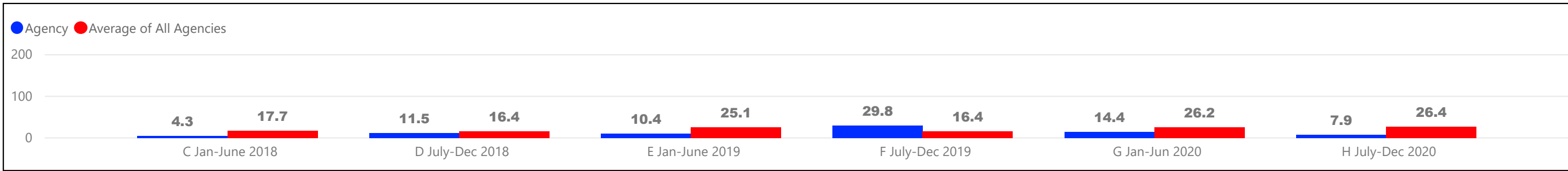
**Average Length of Escort**



**RESTRAINT SUMMARY:** This benchmark indicates the number of restraints your STRTP had per 1000 day beds. A higher rate of restraints may indicate that your organization needs to re-evaluate the crisis intervention policies and staff training.

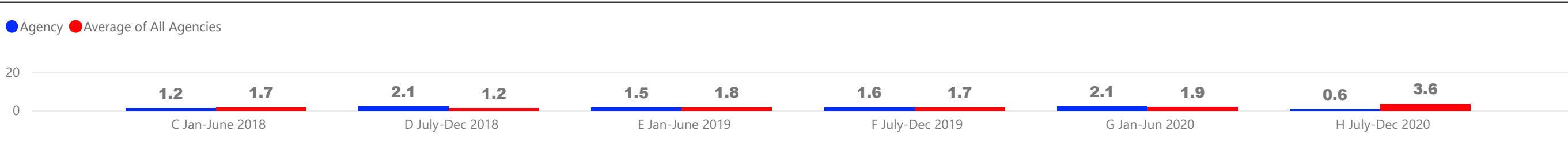
**AVERAGE LENGTH OF RESTRAINTS:** This benchmark indicates the average length of restraint of your STRTP. Higher restraint times may be indicative of possible safety issues present for the clients and the staff, as well as highlight the need for some revisions in policies related to screening, case planning and crisis intervention.

### Run Away Per 1000 Day Beds




**RUN AWAY SUMMARY:** This section addresses the total number of incidents of exiting the facility or running away that resulted in the submission of an incident report to Community Care Licensing (CCL).

### Self Harm Threats Per 1000 Days Beds




**SELF HARM SUMMARY:** Self-harm threats are those that resulted in an incident report sent to CCL.

### Serious Injuries Per 1000 Day Beds



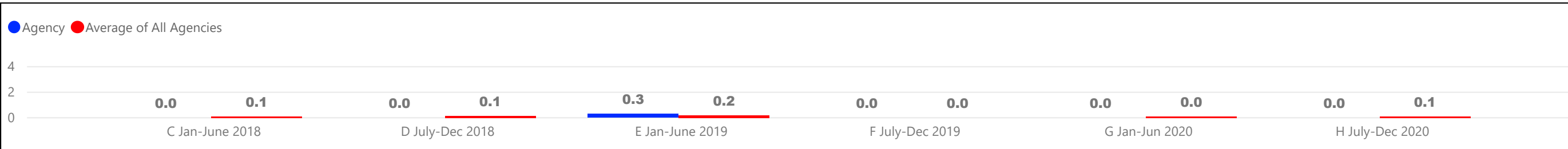
**SERIOUS INJURIES SUMMARY:** This section addresses client injuries reported to CCL that required medical attention beyond basic first aid.

### Medication Errors Per 1000 Day Beds




**MEDICATION ERRORS SUMMARY:** These are medication errors which resulted in an incident report submitted to CCL with the exception of client refusal of medication (i.e., staff errors only)

### CCL Type A Citations Per 1000 Day Beds



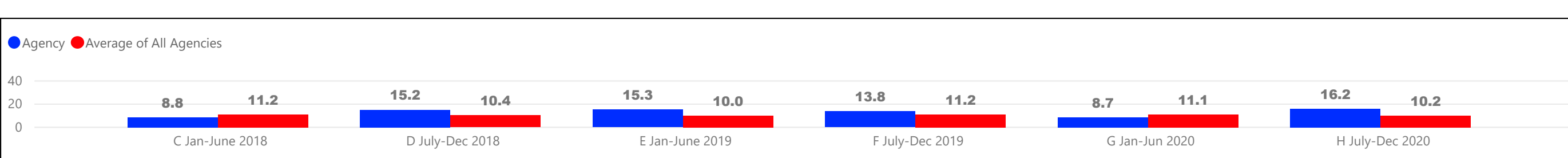
**CCL TYPE A CITATIONS SUMMARY:** These are citations issued by CCL for violations of Title 22 Regulations. Type A Citations are more serious violations, while Type B Citations are less serious.

### CCL Type B Citations Per 1000 Day Beds



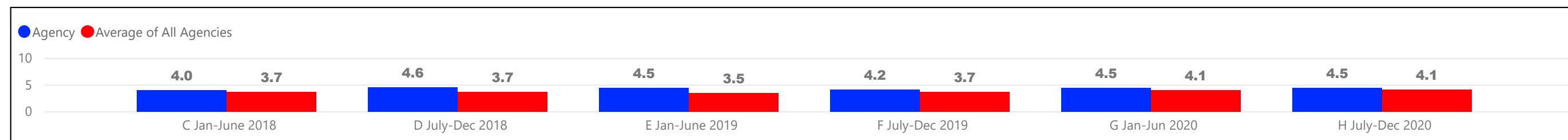
**CCL TYPE B CITATIONS SUMMARY:** These are citations issued by CCL for violations of Title 22 Regulations. Type B Citations are less serious.

### Average Length of Stay (Months)



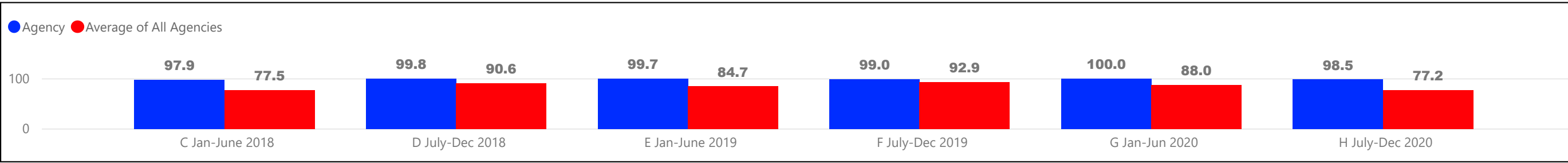
**AVERAGE LENGTH OF STAY SUMMARY:** This benchmark indicates the average length of stay of discharged clients in the current reporting period.

### Average Client Survey Scores (5.0=Max Score)



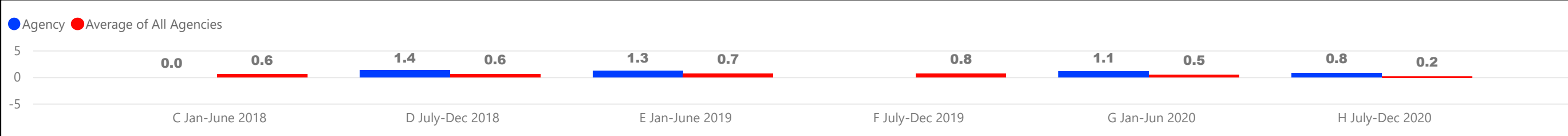
**AVERAGE CLIENT SURVEY SCORES SUMMARY:** Client satisfaction with the services that were received are measured with a 15-question survey with each question rated with a score of 0-4 with 4 being that the client strongly agrees with the statement.

### Actual Census/Licensed Capacity (%)



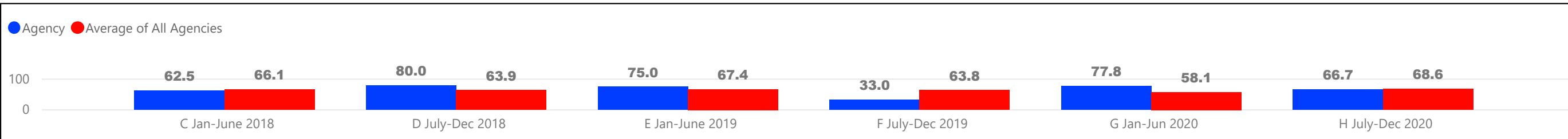
**PERCENT CAPACITY SUMMARY:** This benchmark indicates the average population percentage from your STRTP in the current reporting period.

### Average Score Per Discharge Destination (Max Score=2.0)



**AVERAGE SCORE PER DISCHARGE DESTINATION:** Discharge destination is measured as follows: Most Desirable (2 Points; Family or Independent Living), Desirable (1 point; Foster Home, Lower Level STRTP, etc.), Neutral (0 Points; Same RCL), Less Desirable (-1 Point; Higher RCL or Emergency Shelter), Least Desirable (-2 Points; Incarceration, Psychiatric Hospital, etc.).

### Percent of Planned Discharges



**PERCENT OF PLANNED DISCHARGES SUMMARY:** Planned Discharges are those in which the client exited the program through mutual agreement after treatment goals were met or partially met.

### Percentage of Unplanned Discharges (Behavior Related)

Agency and Average of All Agencies by TimeRange

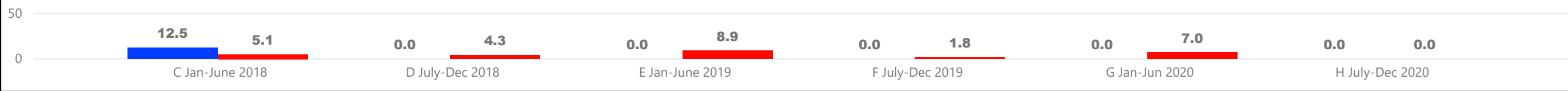
● Agency ● Average of All Agencies



**UNPLANNED DISCHARGES BEHAVIOR RELATED SUMMARY:** Unplanned discharges, Behavior Related occur when the client has not completed treatment due to running away, needing more intensive services, or incarceration.

### Percentage of Unplanned Discharges (Not Behavior Related)

● Agency ● Average of All Agencies



**UNPLANNED DISCHARGES NOT BEHAVIOR RELATED SUMMARY:** Unplanned discharges, Not Behavior Related occur when the client has not completed treatment due to reasons unrelated to his or her behavior, such as the placement was terminated by the parent, guardian, or client, funding source terminated, etc.