

Using Radio Stations in Rust

In 2021, The Facepunch Rust VoiceProps Pack DLC added the ability to bring real-world MP3 internet “Radio” streams into the game. By default, facepunch included a couple streams from real-world radio stations such as BBC and a couple other public radio stations.

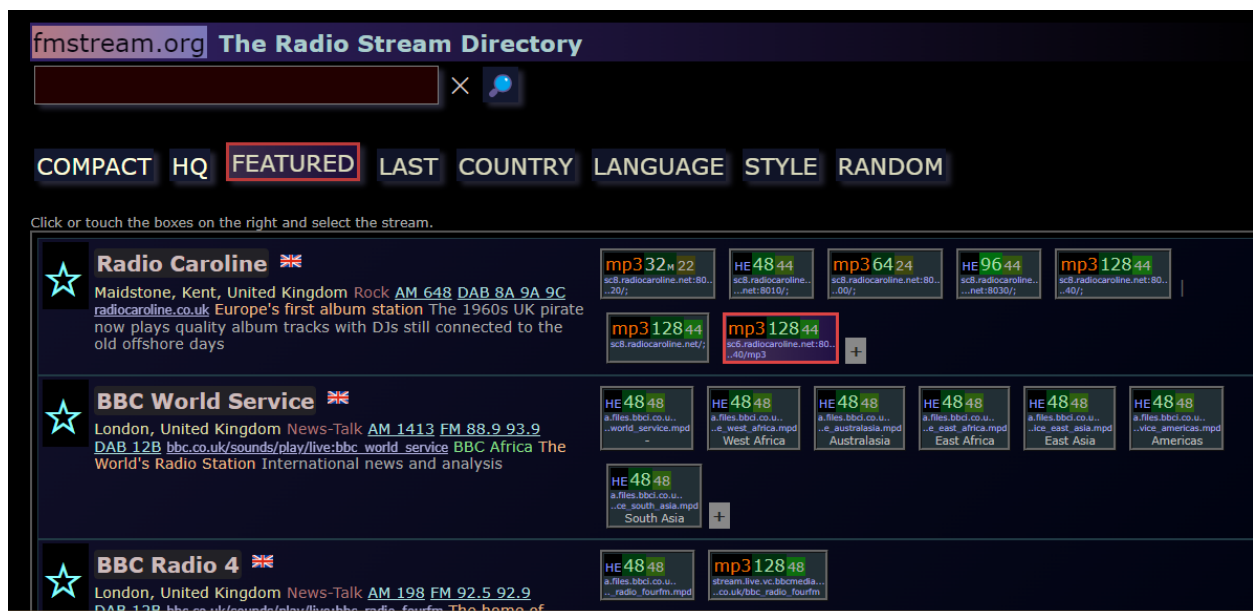
If a player wanted to play a different online radio station rather than the defaults, the UMOD station plugin can be used to do so. The plugin is limited to .mp3 based audio streams however there are some options to find some.

Finding a station:

There’s a variety of available online radio sites, but not all sites serve a MP3 stream. Meaning, some services that are only available through a HTML5 player or an app such as Youtube Music, Pandora, Spotify, etc cannot be streamed directly to the game (easily). Despite this, there are still plenty of options available you can leverage for free.

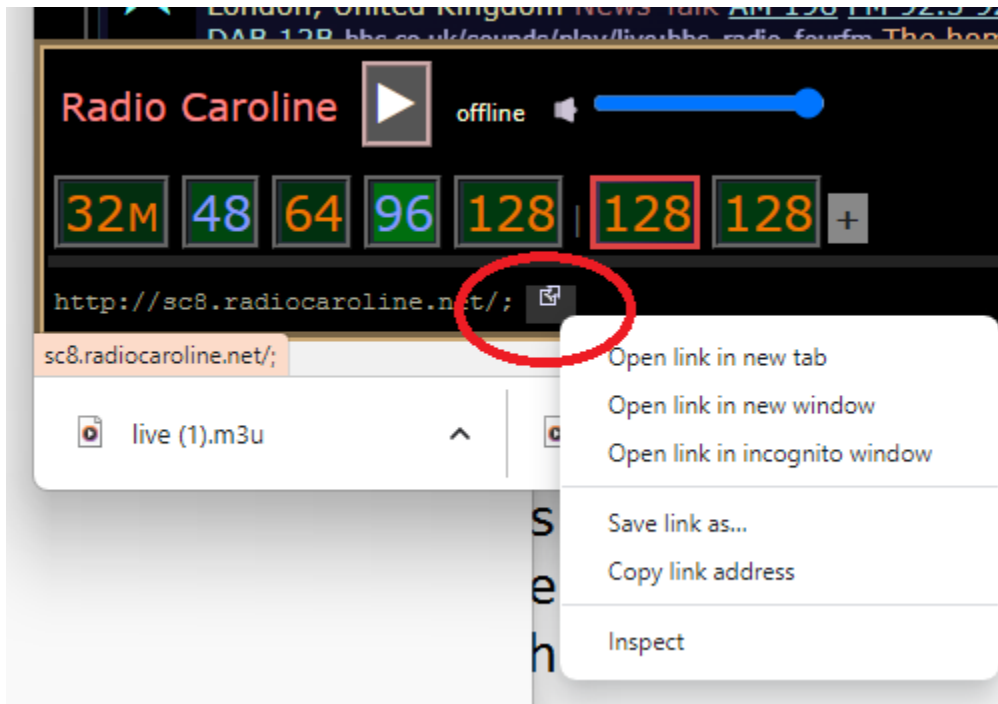
Assuming you don’t have a MP3 Streaming Station at the ready, the first place to start is googling “online radio mp3”. One site that I’ve had success with is fmstream.org. However generally several other also have this sort of information.

Using fmstream as a starting point, choose a stream that interests you.



Using Radio Caroline as an example, look for a link that seems to indicate a 128 or 192, or 256 bit MP3 option. From here the stream launches in your browser. Feel free to pause it

From there; look for the URL:



The easiest thing to do here is to copy the url by choosing “Copy Link Address” and test it by pasting into your browser. The stream should open and if you hit play music should play.

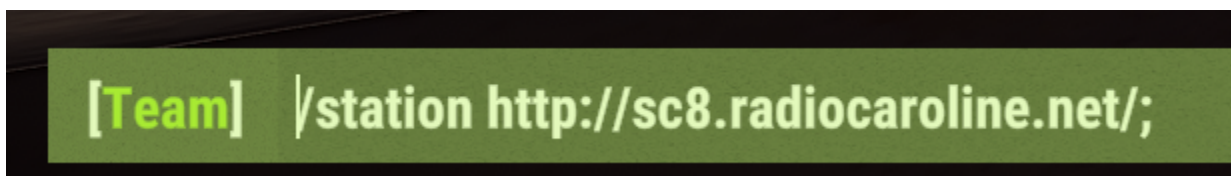


After copying the link, equip your portable boombox or look directly at your boombox deployable. Make sure the radio is stopped.

Then type the following in chat

/station

Add a space after the word station and then paste the link you copied by pressing “CTRL-V” at the same time.



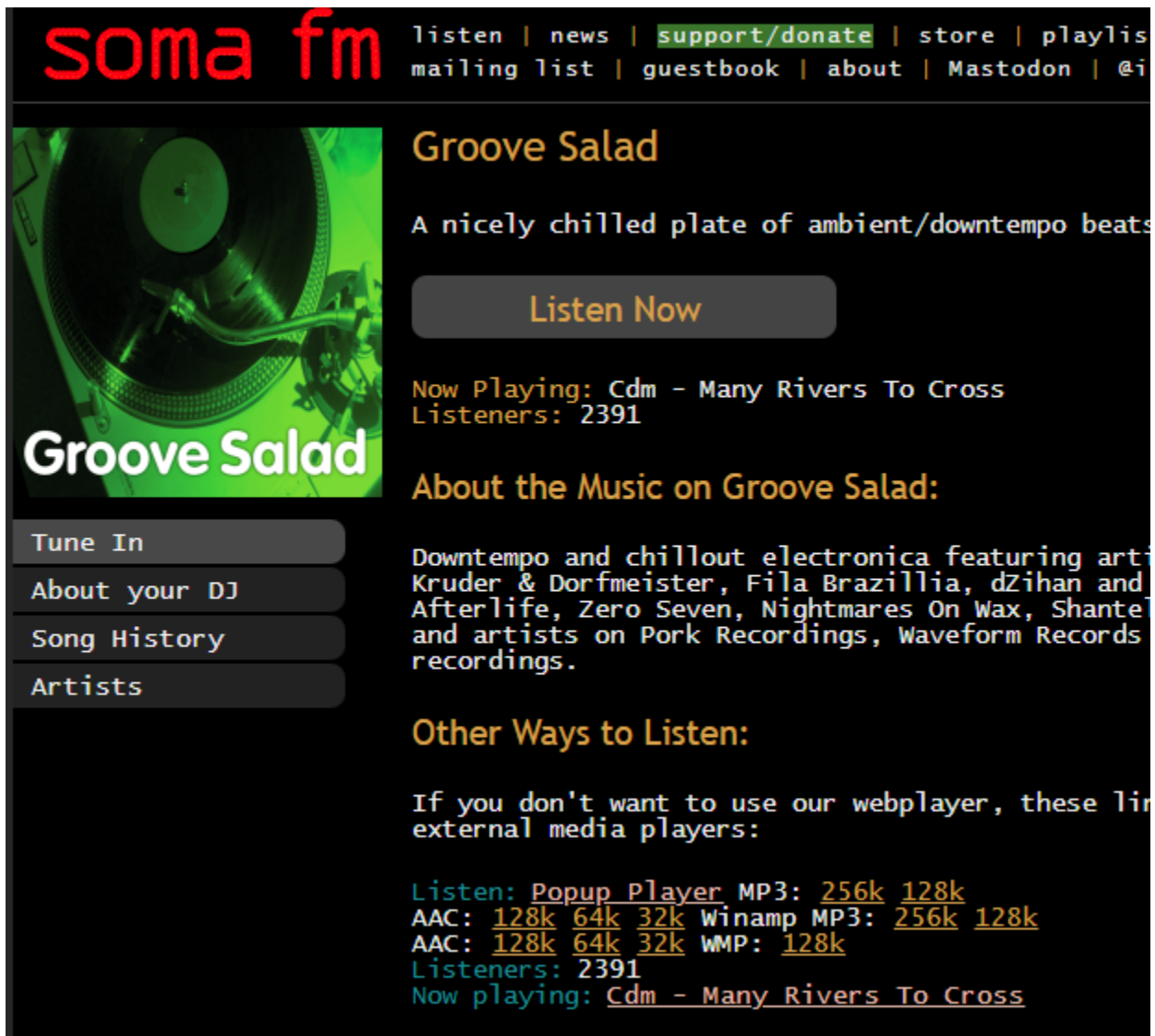
If all goes well, you will hear the radio station play from the internet URL you pasted. Sometimes you may need to wait about 10-15 seconds for the stream to start.

What if I want to use a different website?

Sure you can! You're just on your own!

Ultimately, you are looking for the raw MP3 stream. This can be challenging depending on your preferred source. Most online radio sites have a link that is something along the lines of "Listen" or "External Player"

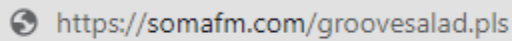
For example somafm.com:



The screenshot shows the Soma FM website interface. At the top, the 'soma fm' logo is in red. Navigation links include 'listen', 'news', 'support/donate', 'store', 'playlists', 'mailing list', 'guestbook', 'about', 'Mastodon', and '@i'. The main content area features a green-tinted image of a turntable with the text 'Groove Salad' overlaid. To the right of the image, the station name 'Groove Salad' is displayed in orange, followed by a description: 'A nicely chilled plate of ambient/downtempo beats'. A 'Listen Now' button is prominent. Below this, it shows 'Now Playing: Cdm - Many Rivers To Cross' and 'Listeners: 2391'. A section titled 'About the Music on Groove Salad:' describes the music as 'Downtempo and chillout electronica featuring artists like Kruder & Dorfmeister, Fila Brazillia, dZihan and Afterlife, Zero Seven, Nightmares On Wax, Shante and artists on Pork Recordings, Waveform Records recordings.' Another section, 'Other Ways to Listen:', provides links for external media players: 'Listen: [Popup Player](#) MP3: [256k](#) [128k](#) AAC: [128k](#) [64k](#) [32k](#) Winamp MP3: [256k](#) [128k](#) AAC: [128k](#) [64k](#) [32k](#) WMP: [128k](#) Listeners: 2391 Now playing: [Cdm - Many Rivers To Cross](#)'.

Clicking on "Listen Now" opens a pop-up which works if you want to listen on your browser, but you're looking for the MP3 link. Seek out the link that indicates a version of MP3.

This example shown here is tricky, as this site (and most others) don't link the stream directly, but rather sends you to a playlist. The **/station command does not support playlists**. To get around this, you need to inspect the play list and grab the stream URL from there. So paste the URL in your browser and it should download to your computer.



<https://soma.fm/groovesalad.pls>

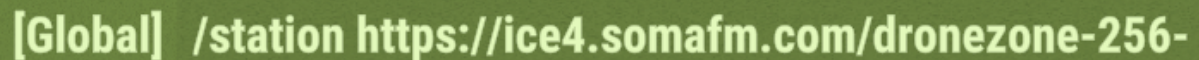
Open up that file in your directory using notepad (Right Mouse-click on the file-> Choose Open With -> Notepad).

```
[playlist]
numberofentries=5
File1=https://ice4.soma.fm/dronezone-256-mp3
Title1=SomaFM. Drone Zone (#1): Served best chilled, safe with most
medications. Atmospheric textures with minimal beats.
```

The file opens, from here you can see the actual URL! Copy the URL following File 1= or whichever URL works for you. Paste that URL into your browser to confirm it works.



After testing, paste the URL into chat after typing `/station` while looking at your boombox (with a space) and then hit enter.



[Global] /station https://ice4.soma.fm/dronezone-256-

After 5-15 seconds the stream should play.

Troubleshooting:

1. Does not play:

- a. **Disconnect and Reconnect to your server:** If you are confident you have the URL correct, pasted into the chat after turning off the boombox, you could be dealing with a bug that seems to exist with MP3 functionality. Simply disconnect from the server, reconnect and after ensuring your boombox is off, try the /station command again.
- b. **Confirm the built-in stations works:** Looking at your radio, hold down E and choose "Radio Settings"



From there, you can choose any of the other streams. Note: Rust Radio and Chippy Radio are "fake" stations and are just playing files from the game itself. Choose any of the other ones. If they don't work, close/open rust, reboot, fix your sound, whatever. It's not the station command having the problem here.

- c. **Make sure the Radio is off before using the station command:** The station command doesn't seem to work if the radio is already playing.
- d. **Confirm the URL is not a playlist:** As described earlier, many websites use a playlist for whatever reason rather than the actual MP3 stream. Follow the instructions above to try and locate the actual MP3 stream.

- e. **Confirm the URL is a MP3 Stream:** Just pasting the website's URL like "www.somafm.com" will not work. You need the actual MP3 Link.

As described several times in the instructions, a MP3 stream should open right up in your browser with a simple "button" that controls your browser's MP3 function.

