

# Hello Grandma/Grandpa

Teacher instructions:

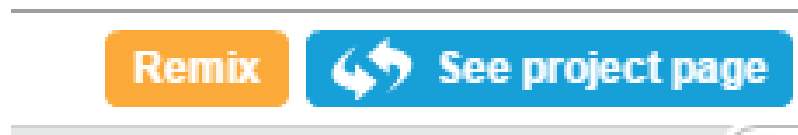
Step #1: Have students go to the following website:

<https://scratch.mit.edu/projects/129380641/> and open the Scratch project.

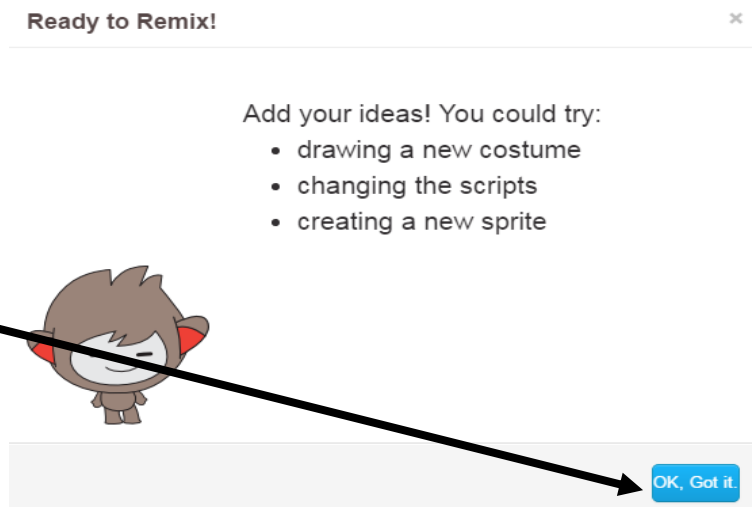
Step #2: Have students click on the "See inside" icon.



Step #3: Have students click on the orange "Remix" button.



Step #4: The screen will ask students if they are "Ready to Remix!" Have the students click on the "OK, Got it." blue button.



Step #5: Have students complete the student worksheet on the next page.

Students will need help in understanding they may need more than 2 secs (seconds) to read the message.



Step #6: Help students send the url web address to their loved ones.

# \*Hello Grandma/Grandpa

Student Name: \_\_\_\_\_

I want to send my message to \_\_\_\_\_.

Characters = Sprites



Click on \_\_\_\_\_ to choose a person who looks like you.





Sprite Library

Category

- All
- Animals
- Fantasy
- Letters
- People
- Things
- Transportation

Theme

- Castle
- City
- Dance
- Dress-Up

 Abby	 Amon
 Ballerina	 Breakdancer1




I want to say:

Hello \_\_\_\_\_.

Today I went \_\_\_\_\_.

I \_\_\_\_\_ you. \_\_\_\_\_  
your name

and then  to the heart.

Click on the green flag! 

# Hello Grandma/Grandpa

Student Name: \_\_\_\_\_

I want to send my message to \_\_\_\_\_.

Characters = Sprites



Click on \_\_\_\_\_ to choose a person who looks like you.





Sprite Library

**Category**

- All
- Animals
- Fantasy
- Letters
- People**
- Things
- Transportation

**Theme**

- Castle
- City
- Dance
- Dress-Up

 Abby	 Amon
 Ballerina	 Breakdancer1




I want to say:

---

---

---

and then  to the heart.



Click on the green flog!

# Hello Grandma/Grandpa\*

Student Name: \_\_\_\_\_

I want to send my message to \_\_\_\_\_.

Characters = Sprites



Click on \_\_\_\_\_ to choose a person who looks like you.





Sprite Library

**Category**

- All
- Animals
- Fantasy
- Letters
- People**
- Things
- Transportation

**Theme**

- Castle
- City
- Dance
- Dress-Up

 Abby	 Amon
 Ballerina	 Breakdancer1



I want to say:

---

and then  to the heart.


---

and then  to the heart.

---


and then  to the heart.

Click on the green flog!



# Hello Grandma/Grandpa - Rubric

Student Name: \_\_\_\_\_

NOT YET	GOT IT	Next Step...
	I can use capital letters. A (a)	
	I can see a ● and say "period."	
	I can set time so my family can read my message. 	
	I know  _____ has the longest message  _____ has the shortest message	

Comments: