



BELGARD  
PAVES THE WAY

PRODUCT CATALOG





# LOCAL SERVICE NATIONAL REACH

Belgard® has been North America's number one brand of pavers and landscape wall products for over 25 years.

The only nationwide provider of hardscape products, we have established ourselves as an industry leader and dedicated partner to homeowners and industry professionals alike. With over 20,000 hours each year dedicated to research and development, we are renowned for paving the way with expertise and innovations that guide industry trends.

Backed by a national infrastructure of more than 150 operating locations, every town is our town. Our network of Belgard Authorized Contractors is trained to deliver superior craftsmanship, and our products set the standard for quality. We proudly stand behind those products with a lifetime transferable limited warranty, giving you the peace of mind to know that your outdoor space will retain its beauty for years to come.







# 6 UNIQUE LOOKS TO FIT ANY STYLE

*Collections by Belgard®*, a simple, straightforward way to navigate our product offerings. Sorted by texture, each collection is a sampling of products that look great together no matter the application.

**M** **METROPOLITAN**  
Smooth finish. Straight lines.

**L** **LEGACY**  
Soft edges. Split face.  
Accent pieces.

**E** **ENVIRONMENTAL**  
Permeable. Eco-Friendly.

**N** **NATURAL**  
Look of slate and worn stone. Sculpted.

**H** **HERITAGE**  
Antiqued. Tumbled.

**P** **PORCELAIN**  
High-definition.  
Unbeatable durability.







See page 6 for Belgard's  
2021 Color of the Year



24

## PRODUCT FEATURES

Belgard Rooms .....	p. 8
Tru-Scapes Lighting .....	p. 10



78



90

## PAVERS

### METROPOLITAN

Catalina® Grana .....	p. 26
Lafitt® Grana Slab .....	p. 28
Melville™ Plank .....	p. 30
Moduline Series® .....	p. 32

### NATURAL

Catalina™ .....	p. 34
Lafitt® Rustic Slab .....	p. 36
Mega-Arbel® Slab .....	p. 38

### HERITAGE

Belgian Cobble® .....	p. 40
Mega-Bergerac® .....	p. 41

### LEGACY

Appian-Stone® .....	p. 42
Cambridge Cobble® .....	p. 44
City Series .....	p. 46
Clay Paver .....	p. 47
Holland Stone .....	p. 48
Mega-Cambridge® .....	p. 50
Oceanside .....	p. 52
Old World Paver™ .....	p. 53

### ENVIRONMENTAL

Aqualine® .....	p. 54
Eco Holland .....	p. 55
Turfstone™ .....	p. 56

### PORCELAIN

Ardesie .....	p. 60
Glocal .....	p. 61
Lagoon .....	p. 62
Mashup .....	p. 63
Noon .....	p. 64
Norr .....	p. 66
Officine .....	p. 67
Quarziti 2.0 .....	p. 68
Rail .....	p. 70
Silverlake .....	p. 71
Verona™ .....	p. 72
Porcelain Veneer .....	p. 74
Unico .....	p. 76

## WALLS

### NATURAL

Belair Wall® 2.0 .....	p. 80
------------------------	-------

### HERITAGE

Castlemenor® Grana .....	p. 82
Castlemenor® .....	p. 83
Weston Stone™ .....	p. 84

### LEGACY

Easton Stone™ .....	p. 85
Diamond® Series .....	p. 86

## FIRE FEATURES

### NATURAL

Bordeaux™ Series .....	p. 90
Bristol™ Series .....	p. 92

### HERITAGE

Brighton™ Series .....	p. 92
Weston Stone™ Fire Pit Kits .....	p. 93
Weston Stone™ Kits .....	p. 94

### LEGACY

Easton Stone™ Fire Pit Kits .....	p. 95
-----------------------------------	-------

## ACCESSORIES

### LEGACY

Bullnose® Coping .....	p. 98
Fountainhead Coping .....	p. 99
Oceanside Coping .....	p. 100
Seville® Coping .....	p. 101



## 6 YEARS OF INSPIRING OUTDOOR LIVING DREAMS TOGETHER

Our long-term sponsorship of the HGTV® Dream Home means collaborating with top design professionals to create trend-forward outdoor spaces that inspire millions of homeowners.

VISIT [Belgard.com/HGTVDreamHome](http://Belgard.com/HGTVDreamHome)  
FOR MORE THROWBACK PHOTOS FROM THE LAST FIVE YEARS

**TOP:** ASHLAR TANDEM™ SEAT WALL & AVALON SLATE

**BOTTOM:** AVALON SLATE & BORDEAUX™ GRILL ISLAND

**RIGHT:** BORDEAUX™ FIREPLACE AND WOOD BOXES & AVALON SLATE



HGTV, HGTV Dream Home, HGTV Dream Home Giveaway and their associated logos are trademarks of Discovery or its subsidiaries and affiliates. All rights reserved.  
Photos © 2016 - 2019 Discovery or its subsidiaries and affiliates. All rights reserved.





Escape back to the idyllic retreats of HGTV® Dream Home

HGTV  
**DREAM  
HOME**  
2020  
PROUD SPONSOR



**LEFT:** MELVILLE™ PLANK, MELVILLE TANDEM™ FIREPIT, ASHLAR TANDEM™ PLANTER BOX, LANDINGS™ STEP & TURIN STEP STONES

**TOP:** MELVILLE™ PLANK

**BOTTOM:** TURIN STEP STONES, MELVILLE™ PLANK, & ASHLAR TANDEM™ GRILL ISLAND

**2019**

WHITEFISH, MONTANA

This **MODERN MOUNTAIN HIDEAWAY** featured seamless transitions between the indoor and outdoor spaces to enhance the dramatic view.

**2020**




HILTON HEAD ISLAND, SOUTH CAROLINA

This **COASTAL LOW COUNTRY RETREAT** embraced the marsh-front backdrop by weaving organic elements and textures throughout the entire space.

LOOK FOR US IN THE  
2021 HGTV DREAM HOME!

HGTV  
**DREAM  
HOME**  
2021  
PROUD SPONSOR





*Combine Marigold with 2020 Color of the Year, Terrarium, to energize your outdoor spaces.*





# BRIGHTEN *your* SPACE


*with Belgard's Color of the Year*

A versatile and vibrant hue, Marigold pairs well with neutrals to add a boost of energy to the Naturalism trend.

Tying in perfectly with last year's pick, Terrarium, this punchy Color of the Year acts like a ray of sunshine to add a cheerful vibe to your outdoor spaces.




**MARIGOLD**  
Belgard Color of the Year






## MODERN FARMHOUSE DINING

Natural textures and clean lines combined to create a cozy warmth.



## CONTEMPORARY LIVING ROOMS

Neutral tones in a sleek flowing design that's ideal for entertaining.





## TIMELESS KITCHENS

Modern outdoor living with enduring, classic appeal.



# EXPAND *your* LIVING SPACE

## INTRODUCING BELGARD ROOMS

Express your personality in a way that's uniquely you. Our new Belgard Rooms program allows you to effortlessly pair the style of your home with the outdoor living amenities that you desire to create a 3-D fly-through rendering of the exact outdoor living space you've always wanted.

VISIT [Belgard.com/Rooms](http://Belgard.com/Rooms)  
AND TAKE A TOUR TODAY



# LIGHT *up the* NIGHT



## BLUETOOTH® TRANSFORMERS

App based transformer allows for easy set-up and programming

Smart Bluetooth wireless landscape lighting transformer with a dashboard to check status and manually control the lights



150 Watt



300 Watt





## LOW VOLTAGE PATHWAY LIGHTS for Pathways, Patio Edges & Flower Beds



Traditional Path Light



Classic Path Light



Modern Path Light



Lantern Path Light



## ACCENT/SPOT LIGHTS for Plants, Trees, Houses & Landscape Features




Traditional Accent Light



High Power Accent Light



Wall Wash Light



## PAVER LIGHTS for Walkways



6-Inch



8-Inch



9-Inch

## HARDSCAPE LIGHTS for Steps & Walls



7-Inch



## PILLAR LIGHTS for Pillars & Columns



Traditional Pillar Light



Modern Pillar Light



NEW!

Noble Pillar Light







**WATER**



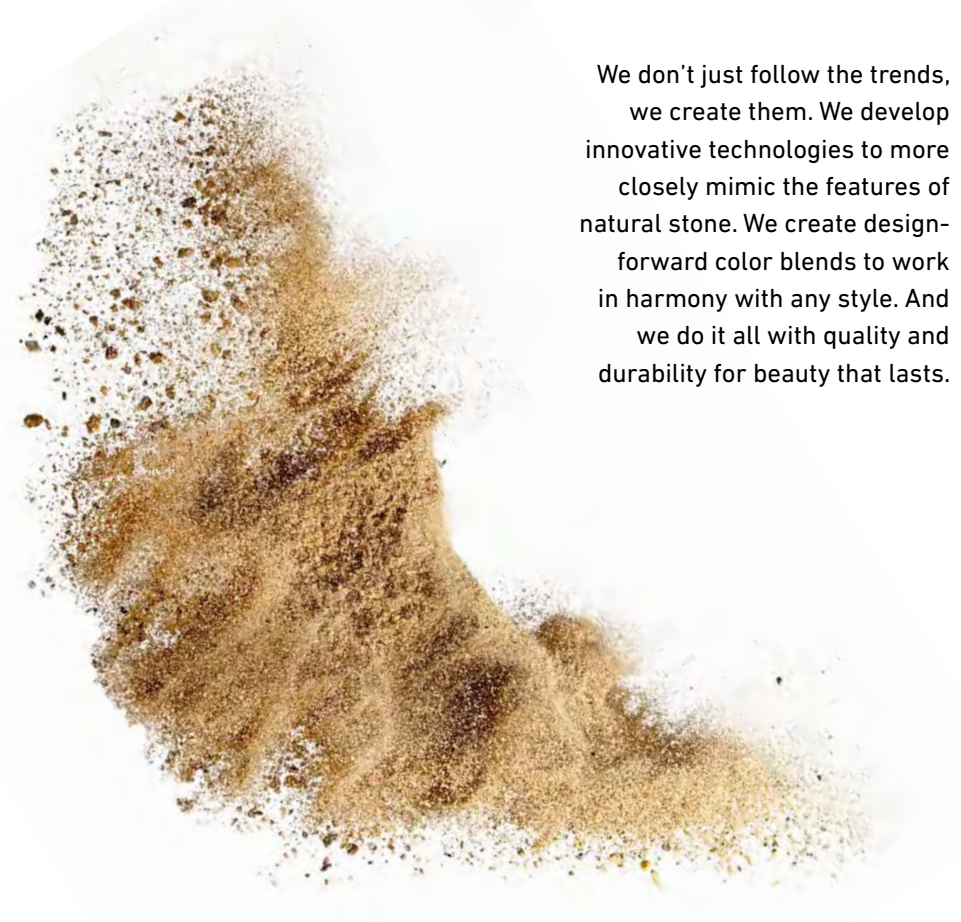
**PIGMENT**



**COARSE  
& FINE  
AGGREGATE**

# SEE WHAT WE'RE MADE OF

We don't just follow the trends, we create them. We develop innovative technologies to more closely mimic the features of natural stone. We create design-forward color blends to work in harmony with any style. And we do it all with quality and durability for beauty that lasts.



**PORTLAND  
CEMENT**





# TEXTURE

Texture plays an integral role in outdoor living design. The textures chosen can add a dimensional aspect, a time-worn aesthetic or an element of sophistication.



SLATE / RUSTIC



SCULPTED



COBBLED



DIMPLED



SMOOTH / GRANA



STANDARD



DISTRESSED



TUMBLED

# SCALE

Depending on the design goals, the shape and size of a paver can help make an outdoor space look more cozy, more open and contemporary, or more in harmony with the surrounding environment.

4" X 8"  
HOLLAND STONE



5" X 11<sup>1</sup>/<sub>16</sub>"  
MELVILLE™ PLANK



6" X 12"  
CATALINA™



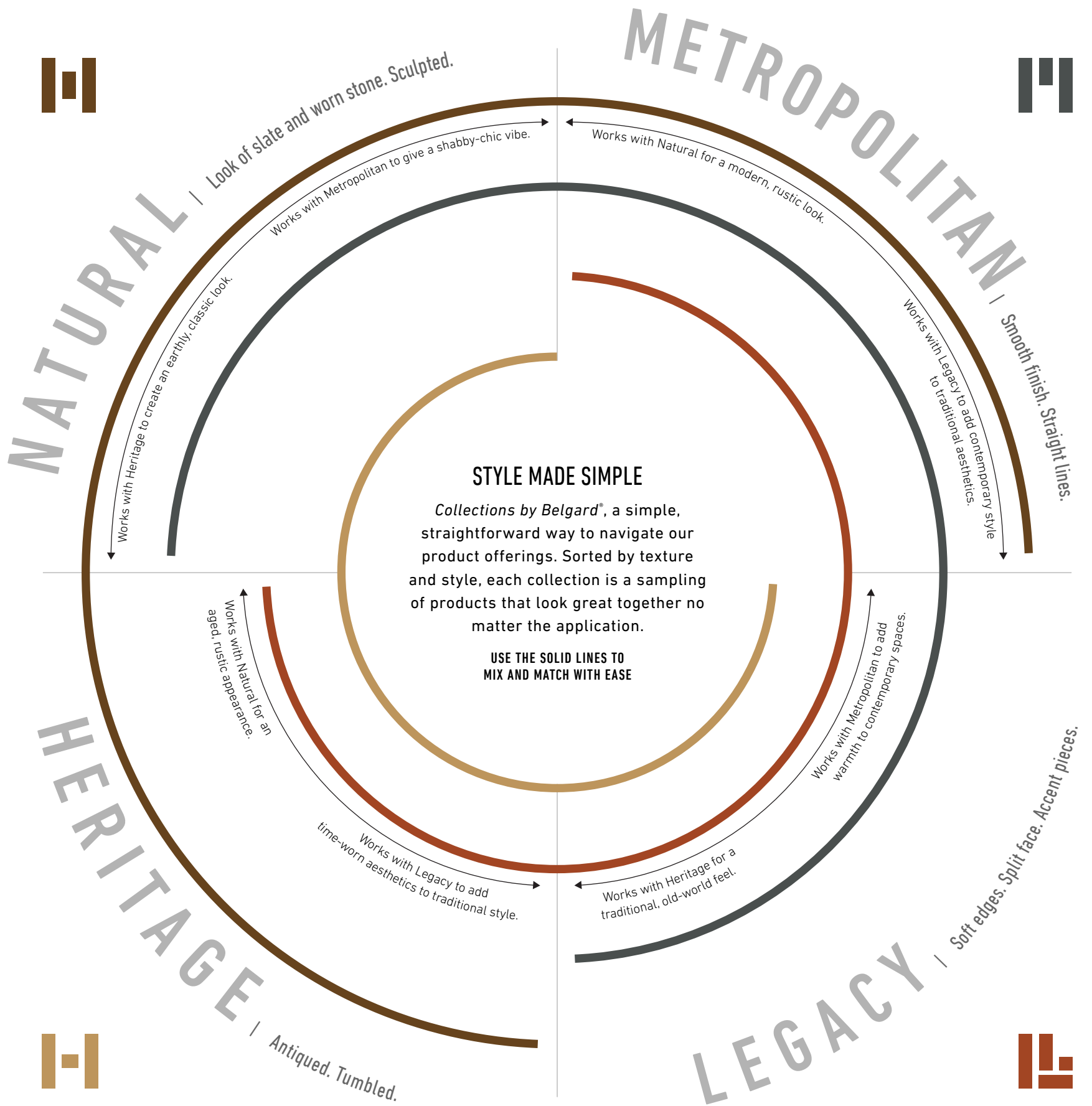
15<sup>5</sup>/<sub>8</sub>" X 11<sup>1</sup>/<sub>16</sub>"  
MEGA-ARBEL™




15<sup>1</sup>/<sub>4</sub>" X 23<sup>3</sup>/<sub>16</sub>"  
TURFSTONE™













## METROPOLITAN & LEGACY


The soft edges of Legacy accent the smooth, straight lines of Metropolitan



## HERITAGE & LEGACY

Use the Legacy collection to accent the antiqued look of Heritage

# MIX, MATCH & MORE WITH COLLECTIONS



## NATURAL & METROPOLITAN

The sculpted look of Natural provides textural contrast to the smooth finish of Metropolitan



## NATURAL & HERITAGE

The worn stone slate of Natural pairs well with the antiqued look of Heritage







*Top: Lafitt® Grana Slab, Diamond® 2.0 and Tru-Scapes Lighting*  
*Bottom: Appian-Stone®, Bristol™ Series Fireplace and Wood Boxes and Weston Stone®*  
*Right: Old World Paver™*
















*Top: Catalina® Tile and Fountainhead Coping installed using DriBond® by Techniseal®*

*Bottom: Catalina Grana®, Holland Stone border and Easton Stone™*

*Right: Catalina® Slate and Bullnose Coping*







*Top: Quarziti 2.0 Porcelain Paver*

*Bottom: Quarziti 2.0 Porcelain Porcelain Paver & Veneer*

*Right: Lafitt® Grana Slab, Diamond 2.0, Weston Stone® and Tru-Scapes Lighting*
















*Top: Noon Porcelain Paver*  
*Bottom: Mega-Bergerac®*  
*Right: Ardesie Porcelain Paver*





LEGEND



METROPOLITAN



NATURAL



HERITAGE



LEGACY



ENVIRONMENTAL




PERMEABLE



VEHICULAR USE



# PAVERS



## METROPOLITAN

- 26**  
Catalina Grana®
- 28**  
Lafitt® Grana Slab
- 30**  
Melville™ Plank
- 32**  
Moduline Series®

## NATURAL

- 34**  
Catalina™
- 36**  
Lafitt®  
Rustic Slab
- 38**  
Mega-Arbel®  
Patio Slab

## HERITAGE

- 40**  
Belgian Cobble®
- 41**  
Mega-Bergerac®

## LEGACY

- 42**  
Appian-Stone®
- 44**  
Cambridge Cobble®
- 46**  
City Series
- 47**  
Clay Paver
- 48**  
Holland Stone
- 50**  
Mega-Cambridge®

- 52**  
Oceanside

- 53**  
Old World Paver™

## ENVIRONMENTAL

- 54**  
Aqualine®
- 55**  
Eco Holland
- 56**  
Turfstone™

*slate  
smooth  
tumbled*






# CATALINA GRANA®




AMARETTO\*




NAPOLI\*



RIO\*



SLATE\*



TITANIUM\*



MODERN  
LINEAR  
SMOOTH

*DriBond is ideal for thin  
30mm paver overlays.  
Contact your Belgard®  
representative for more details.*



**3-PIECE TILE | 30MM\***



4 x 8 x 1 1/16



8 x 8 x 1 1/16



8 x 12 x 1 1/16



4 x 8 x 2 3/8



8 x 8 x 2 3/8



8 x 12 x 2 3/8

**3-PIECE | 60MM**

*\*Swatch represents product  
color only, not surface texture,  
dimension or shape.*












# LAFIT<sup>®</sup>

## GRANA SLAB




AMARETTO




NAPOLI



RIO



SLATE



TITANIUM




SMOOTH  
MODULAR  
SOPHISTICATED


3-PIECE | 50MM




7<sup>7</sup>/<sub>8</sub> x 14<sup>7</sup>/<sub>8</sub> x 2



14<sup>7</sup>/<sub>8</sub> x 14<sup>7</sup>/<sub>8</sub> x 2



14<sup>7</sup>/<sub>8</sub> x 22<sup>7</sup>/<sub>16</sub> x 2



*Not intended for vehicular use.*










# MELVILLE™

## PLANK




AMARETTO\*



NAPOLI\*



RIO\*



SLATE\*



TITANIUM\*



SLEEK  
MODERN  
VERSATILE

Installed in HGTV's Dream Home 2020!



[Beldgard.com/HGTVdreamhome](http://Belgard.com/HGTVdreamhome)

*Not intended for vehicular use.*

3-PIECE | 60MM



5 x 11<sup>3</sup>/<sub>16</sub> x 2<sup>3</sup>/<sub>8</sub>



5 x 15<sup>3</sup>/<sub>4</sub> x 2<sup>3</sup>/<sub>8</sub>



5 x 19<sup>1</sup>/<sub>16</sub> x 2<sup>3</sup>/<sub>8</sub>

*\*Swatch represents product color only, not surface texture, dimension or shape.*











SPECIAL  
ORDER

# MODULINE SERIES®



CHARCOAL

CAMEL

WHITE

PEWTER



NAPOLI

SLATE

TITANIUM



SLEEK  
MODERN  
VERSATILE

*\*Swatch represents product color only, not surface texture, dimension or shape.*

3X12 | 60MM



3 x 12 x 2 3/8

6X12 | 60MM



6 x 12 x 2 3/8

12X12 | 60MM



12 x 12 x 2 3/8

12X24 | 60MM



12 x 24 x 2 3/8

2-PIECE | 80MM



4 x 12 x 3 1/8



4 x 16 x 3 1/8

3X12 | 80MM



3 x 12 x 3 1/8

6X12 | 80MM



6 x 12 x 3 1/8

3X12 | 100MM



3 x 12 x 4

4X12 | 100MM



4 x 12 x 4

4X16 | 100MM



4 x 16 x 4











# CATALINA™



AMARETTO



NAPOLI



RIO



SLATE



TITANIUM



MODULAR  
VERSATILE  
NATURAL

*DriBond is ideal for thin  
30mm paver overlays.  
Contact your Belgard®  
representative for more details.*



NEW

**3-PIECE TILE | 30MM\***



4 x 8 x 1 1/16



8 x 8 x 1 1/16



8 x 12 x 1 1/16


**3-PIECE TILE | 60MM**



4 x 8 x 2



8 x 8 x 2



8 x 12 x 2

**3-PIECE TILE | 80MM**



4 x 8 x 3/8



8 x 8 x 3/8



8 x 12 x 3/8











# LAFITT®

## RUSTIC SLAB



AMARETTO



NAPOLI



RIO\*



SLATE



TITANIUM



CUT SLATE  
EXPANSIVE  
TEXTURED

NEW

Installed in HGTV's Dream Home 2021!




[Beldgard.com/HGTVdreamhome](http://Belgard.com/HGTVdreamhome)


3-PIECE | 50MM



7<sup>3</sup>/<sub>8</sub> x 14<sup>7</sup>/<sub>8</sub> x 2



14<sup>7</sup>/<sub>8</sub> x 14<sup>7</sup>/<sub>8</sub> x 2



14<sup>7</sup>/<sub>8</sub> x 22<sup>7</sup>/<sub>16</sub> x 2

*Not intended for vehicular use.*











# MEGA-ARBEL® SLAB



AMARETTO



HARVEST BLEND



NAPOLI




FLAGSTONE  
ORGANIC  
HARMONIOUS

80MM



15 3/8 x 21 x 3 1/8











GRAY



SLATE

OH  
STONES  
TEXTURE  
RANDOM

*With proper base and joint material,  
Belgian Cobble can be used as a permeable product.*



BELGIAN  
COBBLE<sup>®</sup>

MULTI-PIECE | 70MM



Variable x 2¾





SPECIAL  
ORDER

# MEGA- BERGERAC®



AMARETTO



NAPOLI



SLATE

**H**  
TIMELESS  
DIMPLED  
WEATHERED

3-PIECE | 80MM



4 3/4 x 9 1/2 x 3 1/8




9 1/2 x 9 1/2 x 3 1/8



9 1/2 x 14 1/4 x 3 1/8

LARGE SQUARE | 80MM



14 1/4 x 14 1/4 x 3 1/8






# APPIAN - STONE®



ADOBE




AMARETTO




BROWN-  
CHESTNUT



HARVEST  
BLEND




KNIGHTSBRIDGE



NAPOLI



RIO



SLATE



TITANIUM




PILLOW TOPPED  
OLD WORLD  
COMBINATION


*DriBond is ideal for thin  
30mm paver overlays.  
Contact your Belgard®  
representative for more details.*



2-PIECE TILE | 30MM\*



6 x 6 x 1 3/16




6 x 9 x 1 3/16

2-PIECE | 60MM



6 x 6 x 2 3/8



6 x 9 x 2 3/8

RECTANGLE  
60MM



6 x 9 x 2 3/8


2-PIECE | 80MM



6 x 6 x 3 1/8



6 x 9 x 3 1/8













# CAMBRIDGE COBBLE®



AMARETTO



NAPOLI



RIO



SLATE



TITANIUM



PILLOW TOP  
OLD WORLD  
VERSATILE

*DriBond is ideal for thin  
30mm paver overlays.  
Contact your Belgard®  
representative for more details.*



**3-PIECE TILE | 30MM\***



3 x 6 x 1 3/16



6 x 6 x 1 3/16



6 x 9 x 1 3/16

**3-PIECE | 60MM**



3 x 6 x 2 3/8



6 x 6 x 2 3/8




6 x 9 x 2 3/8













AMARETTO



NAPOLI



SLATE



TITANIUM



## CLASSIC TAILORED ACCENT

*DriBond is ideal for thin  
30mm paver overlays.  
Contact your Belgard®  
representative for more details.*



# CITY SERIES

12 X 12 TILE | 30MM



12 x 12 x 1 $\frac{1}{16}$

8 X 8 | 60MM



8 x 8 x 2 $\frac{3}{8}$

8 X 12 | 60MM



8 x 12 x 2 $\frac{3}{8}$

12 X 12 | 60MM



12 x 12 x 2 $\frac{3}{8}$

16 X 16 | 60MM



16 x 16 x 2 $\frac{3}{8}$







# CLAY PAVER



COURTYARD  
FULL RANGE



GEORGIAN EDGE  
FULL RANGE



GEORGIAN EDGE RED



CLASSIC  
PRACTICAL  
TIMELESS

60MM



4 x 8 x 2<sup>3</sup>/<sub>8</sub>

Also available in Canterra and Harvest







# HOLLAND STONE



ADOBE



AMARETTO



BROWN-  
CHESTNUT



CHARCOAL



HARVEST  
BLEND



KNIGHTSBRIDGE



NAPOLI



RIO



SLATE



TITANIUM



CLASSIC  
TAILORED  
ACCENT

*DriBond is ideal for thin  
30mm paver overlays.  
Contact your Belgard®  
representative for more details.*



30MM\* TILE



4 x 8 x 1<sup>3</sup>/<sub>16</sub>

60MM



4 x 8 x 2<sup>3</sup>/<sub>8</sub>

80MM



4 x 8 x 3<sup>3</sup>/<sub>8</sub>


100MM†



4 x 8 x 4

*\*Vehicular use only approved with use of DriBond™*

†100MM: Herringbone only












# MEGA - CAMBRIDGE™



AMARETTO



NAPOLI



RIO



SLATE



TITANIUM




PILLOW TOP  
CLASSIC  
OVERSIZED

NEW


3-PIECE TILE | 30MM



6 x 9 x 1 1/16



9 x 9 x 1 1/16




9 x 12 x 1 1/16


3-PIECE | 60MM



6 x 9 x 2 3/8



9 x 9 x 2 3/8




9 x 12 x 2 3/8


3-PIECE | 80MM



6 x 9 x 3 1/8



9 x 9 x 3 1/8



9 x 12 x 3 1/8










VERSATILE  
COASTAL  
NATURAL



OCEANSIDE

**4X8 | 30MM\* TILE**



4 x 8 x 1<sup>3</sup>/<sub>16</sub>

**12X12 | 30MM\* TILE**



12 x 12 x 1<sup>3</sup>/<sub>16</sub>

**4X8 | 60MM**



4 x 8 x 2<sup>3</sup>/<sub>8</sub>

**8X8 | 60MM**



8 x 8 x 2<sup>3</sup>/<sub>8</sub>

**8X12 | 60MM**



8 x 12 x 2<sup>3</sup>/<sub>8</sub>

**12X12 | 60MM**



12 x 12 x 2<sup>3</sup>/<sub>8</sub>

**16X16 | 60MM**



16 x 16 x 2<sup>3</sup>/<sub>8</sub>

*\*Not intended for vehicular use.*





# OLD WORLD PAVER™



NAPOLI



SLATE



TITANIUM



COBBLED  
EUROPEAN  
TIME-WORN

3-PIECE | 80MM



5 x 11<sup>1</sup>/<sub>16</sub> x 3<sup>1</sup>/<sub>8</sub>



5 x 15<sup>3</sup>/<sub>4</sub> x 3<sup>1</sup>/<sub>8</sub>



5 x 19<sup>1</sup>/<sub>16</sub> x 3<sup>1</sup>/<sub>8</sub>

*With proper base and joint material,  
Old World Paver can be used as a permeable product.*





NAPOLI



SLATE



TITANIUM\*

**E**  
PERMEABLE  
ENVIRONMENTAL  
GREEN



**AQUALINE®**

**3-PIECE ASHLAR | 80MM**



4½ x 4½ x 3⅞



4½ x 9 x 3⅞



9 x 9 x 3⅞"

*\*Swatch represents product color only, not surface texture, dimension and/or shape.*





# HOLLAND ECO



NAPOLI



SLATE



TITANIUM\*



PERMEABLE  
ECO-FRIENDLY  
CLASSIC

4 X 8 | 80 MM



4 x 8 x 3/8"

*\*Swatch represents product color only, not surface texture, dimension and/or shape.*





GRAY



STABILIZING  
GRID PATTERN  
TACTILE

80MM




15<sup>3</sup>/<sub>4</sub> x 23<sup>5</sup>/<sub>8</sub> x 3<sup>1</sup>/<sub>8</sub>











## LEGEND



PORCELAIN



UNIFORM  
APPEARANCE



SLIGHT  
VARIATION



MODERATE  
VARIATION




SUBSTANTIAL  
VARIATION



REFLECTIVE  
SCALE



# PORCELAIN



## PORCELAIN

**XX**  
Ardesie

**XX**  
Blue.S

**XX**  
Glocal

**XX**  
Lagoon

**XX**  
Mashup

**XX**  
NooN

**XX**  
Norr

**XX**  
Officine

**XX**  
Quarziti 2.0

**XX**  
Rail

**XX**  
Siverlake

**XX**  
Verona™

*concrete finish*  
*stone finish*  
*wood finish*

VISIT [Beldgard.com/Porcelain](http://Belgard.com/Porcelain)  
FOR MORE STYLES AND COLORS






SHORE

AD 01 NAT



ISLAND

AD 02 NAT



BLACK REEF

AD 04 NAT



VULCAN

AD 05 NAT



CASUAL  
VARIETY  
NATURAL



SPECIAL  
ORDER  
ARDESIE

**MIRAGE**  
Porcelain. Design. Sustainability.

24 X 24

UNICO

VENEER



23.54 x 23.54 x 3/4



12.99 x 23.54 x 3/4



4.13 x 17.72




Spacers are required for all porcelain paver installations. For vehicular applications, there must be a mortar install over a concrete slab. Visit [Belgard.com/porcelain](http://Belgard.com/porcelain) for additional installation details.






SPECIAL  
ORDER


# GLOCAL




CLEAR\*  
GC 01




IDEAL  
GC 03




TYPE  
GC 04



CLASSIC  
GC 05



ABSOLUTE  
GC 06



CHAMOIS  
GC 08



GLOBAL  
LOCAL  
NUANCED

\*Only offered in the 24 x 24 size  
\*\*Only available in Ideal and Absolute

24 X 24



23.54 x 23.54 x 3/4

24 X 48



23.54 x 47.17 x 3/4

36 X 36



35.35 x 35.35 x 3/4

48 X 48\*\*



47.17 x 47.17 x 3/4

UNICO




12.99 x 23.54 x 3/4



Spacers are required for all porcelain paver installations. For vehicular applications, there must be a mortar install over a concrete slab. Visit [Belgard.com/porcelain](http://Belgard.com/porcelain) for additional installation details.


**MIRAGE**  
Porcelain Design. Sustainability





MOONBEAM

LG 01 ST




SANDSHELL

LG 02 ST




SHARKSKIN

LG 04 ST



ATMOSPHERE

LG 03 ST



CLOUDBURST

LG 05 ST



STYLISH  
BALANCED  
SUBTLE



**MIRAGE**  
Porcelain. Design. Sustainability.

24 X 48



23.54 x 47.17 x 3/4



Spacers are required for all porcelain paver installations. For vehicular applications, there must be a mortar install over a concrete slab. Visit [Belgard.com/porcelain](http://Belgard.com/porcelain) for additional installation details.



SPECIAL  
ORDER

# MASHUP


**MIRAGE**  
Porcelain. Design. Sustainability.



STRUCTURAL  
SOPHISTICATED  
ECLECTIC



SQUARE  
MP 01 ST



WAY  
MP 02 ST



BLOCK  
MP 03 ST



ROAD  
MP 04 ST



24 X 24

36 X 36



23.54 x 23.54 x 3/4

35.35 x 35.35 x 3/4



Spacers are required for all porcelain paver installations. For vehicular applications, there must be a mortar install over a concrete slab. Visit [Belgard.com/porcelain](http://Belgard.com/porcelain) for additional installation details.







SPECIAL  
ORDER

NOON


MIRAGE<sup>®</sup>  
Porcelain. Design. Sustainability.



DAYLIGHT  
NN 01 ST



EMBER  
NN 02 ST



HONEY  
NN 03 ST



WARM  
LIVELY  
AGED

8 X 48



7.64 x 47.17 x 3/4

12 X 48



11.73 x 47.17 x 3/4

UNICO



12.99 x 23.54 x 3/4

VENEER



4.13 x 17.72



Spacers are required for all porcelain paver installations.  
For vehicular applications, there must be a mortar install  
over a concrete slab. Visit [Belgard.com/porcelain](http://Belgard.com/porcelain) for  
additional installation details.









VIT

RR 01 ST



GRA

RR 02 ST



SVART

RR 03 ST



DIMENSIONAL  
TACTILE  
NATURAL



SPECIAL  
ORDER

NORR

**MIRAGE**  
Porcelain. Design. Sustainability.

24 X 24

36 X 36



23.54 x 23.54 x 3/4

35.35 x 35.35 x 3/4



*Spacers are required for all porcelain paver installations. For vehicular applications, there must be a mortar install over a concrete slab. Visit [Belgard.com/porcelain](http://Belgard.com/porcelain) for additional installation details.*





# SPECIAL ORDER OFFICINE




ACID

OF 01 ST



ROMANTIC

OF 02 ST



DARK

OF 03 ST



GOTHIC

OF 04 ST



SUNSET

OF 05 ST



SHIFTING  
MODERN  
PURE

24 X 24

16 X 48



23.54 x 23.54 x 3/4

15.67 x 47.17 x 3/4




Spacers are required for all porcelain paver installations.  
For vehicular applications, there must be a mortar install  
over a concrete slab. Visit [Belgard.com/porcelain](http://Belgard.com/porcelain) for  
additional installation details.

**MIRAGE**  
Porcelain. Design. Sustainability.




# QUARZITI 2.0




GLACIER

QR 01 NAT




MOUNTAIN

QR 02 NAT




WATERFALL

QR 03 NAT



RIVER

QR 04 NAT



MANTLE

QR 05 NAT



AUTHENTIC  
DIVERSE  
NATURAL



Spacers are required for all porcelain paver installations.  
For vehicular applications, there must be a mortar install  
over a concrete slab. Visit [Beldgard.com/porcelain](http://Belgard.com/porcelain) for  
additional installation details.

12 X 24



11.73 x 23.54 x 3/4

24 X 24



23.54 x 23.54 x 3/4

MODULAR



23.54 x 35.35 x 3/4 &  
11.73 x 23.54 x 3/4

18 X 36



17.64 x 35.35 x 3/4

24 X 48



23.54 x 47.17 x 3/4

UNICO



12.99 x 23.54 x 3/4

VENEER




4.13 x 17.72

**MIRAGE**  
Porcelain.Design.Sustainability










ICEBERG

RL 01



GRAPHITE

RL 02



SOUL  
CONTEMPORARY  
WOOD



SPECIAL  
ORDER  
RAIL

**MIRAGE**  
Porcelain. Design. Sustainability.

16 X 48




15.67 x 47.17 x 3/4



*Spacers are required for all porcelain paver installations. For vehicular applications, there must be a mortar install over a concrete slab. Visit [Belgard.com/porcelain](http://Belgard.com/porcelain) for additional installation details.*




# SILVERLAKE




BRAIES

SK 01 ST




RESIA

SK 02 ST




MORTIZ

SK 03 ST




NEMI

SK 04 ST



MORO

SK 05 ST



ORSI

SK 06 ST



AUTHENTIC  
DIVERSE  
NATURAL

24 X 24



23.54 x 23.54 x 3/4

24 X 48



23.54 x 47.17 x 3/4



Spacers are required for all porcelain paver installations.  
For vehicular applications, there must be a mortar install  
over a concrete slab. Visit [Belgard.com/porcelain](http://Belgard.com/porcelain) for  
additional installation details.

**MIRAGE**  
Porcelain. Design. Sustainability.






SPECIAL  
ORDER


VERONA™



BLUE STONE  
VR 01 ST



TAOS  
VR 02 ST



YUKON  
VR 03 ST



PLATINUM  
VR 04 ST



HARMONIOUS  
NATURAL  
STRIKING

24 X 24



23.54 x 23.54 x 3/4



Spacers are required for all porcelain paver installations.  
For vehicular applications, there must be a mortar install  
over a concrete slab. Visit [Belgard.com/porcelain](http://Belgard.com/porcelain) for  
additional installation details.

**MIRAGE**  
Porcelain Design. Sustainability









# PORCELAIN VENEER

ARDESIE



SHORE

AD 01 NAT



ISLAND

AD 02 NAT



NOON



DAYLIGHT

NN 01 ST



EMBER

NN 02 ST



QUARZITI 2.0



GLACIER

QR 01 NAT



MOUNTAIN

QR 02 NAT




WATERFALL

QR 03 NAT



AFRICAN STONE

AD 03 NAT




BLACK REEF

AD 04 NAT



HONEY

NN 03 ST



RIVER

QR 04 NAT



MANTLE

QR 05 NAT



## SPECIAL ORDER



DECORATIVE  
BALANCED  
HARMONIOUS

VENEER




4.13 x 17.72







## ARDESIE



BLACK REEF  
AD 04 NAT  
v3  
MODERATE



ISLAND  
AD 02 NAT  
v3  
MODERATE




SHORE  
AD 01 NAT  
v3  
MODERATE



VULCAN  
AD 05 NAT  
v3  
MODERATE


## GLOCAL




IDEAL  
GC 03  
v2  
LIGHT




TYPE  
GC 04  
v2  
LIGHT



CLASSIC  
GC 05  
v2  
LIGHT



ABSOLUTE  
GC 06  
v2  
LIGHT




CHAMOIS  
GC 08  
v2  
LIGHT

## NOON



DAYLIGHT  
NN 01 ST  
v4  
HIGH



EMBER  
NN 02 ST  
v4  
HIGH



HONEY  
NN 03 ST  
v3  
MODERATE

## STONES 2.0



CHAMBROD  
SO 05 ST  
v2  
LIGHT




PIERRE BLEUE  
SO 10 ST  
v2  
LIGHT



PIERRE BLEUE SABLÉE  
SO 11 ST  
v2  
LIGHT

## SUNDECK



ORIGIN  
SD 01 RD  
v2  
LIGHT



SPIRIT  
SD 03 RD  
v2  
LIGHT

## QUARZITI 2.0




GLACIER  
QR 01 NAT  
v3  
MODERATE



MOUNTAIN  
QR 02 NAT  
v3  
MODERATE



WATERFALL  
QR 03 NAT  
v3  
MODERATE



RIVER  
QR 04 NAT  
v3  
MODERATE



MANTLE  
QR 05 NAT  
v3  
MODERATE

## UNICO



12.99 x 23.54 x 3/4

# SPECIAL ORDER



## A SINGLE SOLUTION FOR TWO INSTALLATION NEEDS

This versatile porcelain unit is processed on both sides to give you maximum flexibility and design freedom. Unico can be used as a step and as a coping for swimming pools. With a rounded, bullnose edge or straight edge, this uniquely functional border piece looks great from every angle.



**MIRAGE**  
Porcelain. Design. Sustainability



A photograph of a swimming pool with a tiled deck and a lounge chair. The pool water is a vibrant blue, and the deck is made of light-colored, textured tiles. A lounge chair with a curved wooden backrest is positioned on the deck. The pool's edge is finished with a mosaic of blue and green tiles. The text 'UNICO STEP & COPING' is overlaid on the right side of the image.

# UNICO

*STEP & COPING*






LEGEND





# WALLS



## NATURAL

**80**  
Belair Wall® 2.0

## HERITAGE

**82**  
Castlemanor® Grana

**83**  
Castlemanor®

**84**  
Weston Stone™

## LEGACY

**85**  
Easton Stone™

**86**  
Diamond® Series

*freestanding  
retaining  
garden*





*Pictured in Toscana with Tandem Wall Cap and Mega Lafitt Pavers*


# NEW BELAIR WALL<sup>®</sup> 2.0




AMARETTO



RIO



NAPOLI



SLATE



FREESTANDING / RETAINING

CHISELED  
MULTI-PIECE  
HIGH-END

## 6" FREESTANDING WALL



6 x 6 x 5



6 x 10 x 5



6 x 16 x 5



6 x 6 x 8



6 x 10 x 8



6 x 16 x 8

## 6" RETAINING WALL

### COLUMN/CORNER



6 x 16 x 8

### CAP



3 x 7/8 x 13 1/2

### TORPEDO BASE BLOCK



4 x 15 1/4 x 11

*Recommended for use with all available wall block units. See your Belgard Representative for details.*

*Swatches represent product color only, not surface texture, dimension and/or shape.*


*For walls over 30 inches in height, soil reinforcement is generally necessary. A qualified engineer should be consulted for design and analysis of structures.*













AMARETTO



NAPOLI



RIO



SLATE



FREESTANDING/RETAINING

SMOOTH  
UNTUMBLER  
TIMELESS



# CASTLEMANOR<sup>®</sup>

NEW

GRANA

**3-PIECE**

6 x 6 / 4 x 10



6 x 12 / 10 x 10



6 x 16 / 14 x 10

**PINS**

6" L x 3/8" D  
approx. 3.5 pins per sqft

**CAP**

3 x 12 x 10





# CASTLEMANOR®



AMARETTO



NAPOLI



RIO\*



SLATE

NEW



FREESTANDING / RETAINING

TUMBLER  
RUSTIC  
GRAND

### 3-PIECE



6 x 6 / 4 x 10



6 x 12 / 10 x 10



6 x 16 / 14 x 10

### PINS



6" L x 3/8" D  
approx. 3.5 pins per sqft

### CAP



3 x 12 x 10

\*Swatch represents product color only, not surface texture, dimension and/or shape.



NEW



AMARETTO



NAPOLI



RIO



SLATE



FREESTANDING / RETAINING

TUMBLER  
RUSTIC  
ADAPTABLE



# WESTONE STONE™

## 3-PIECE WALL



4 x 8 / 5 x 8    4 x 12 / 9 x 8    4 x 16 / 13 x 8

## UNIVERSAL




4 x 12 x 8

*\*Swatches represent product color only, not surface texture, dimension and/or shape.*






**NEW**  
**EASTON**  
**STONE™**



AMARETTO



NAPOLI



RIO



SLATE

NEW



FREESTANDING / RETAINING

UNTUMBLER  
SMOOTH  
ADAPTABLE

**3-PIECE WALL**



4 x 8 / 5 x 8    4 x 12 / 9 x 8    4 x 16 / 13 x 8

**UNIVERSAL**



4 x 12 x 8





DIAMOND 2.0



DIAMOND PRO CAP

## DIAMOND® 9D | RETAINING WALL

### BLOCK



6 x 17 $\frac{3}{4}$  x 9

### CORNER/COLUMN



6 x 18 x 6

## DIAMOND® 2.0 | FREESTANDING WALL

### SMALL



6 x 6 x 5

### MEDIUM



6 x 12 x 5

### LARGE



6 x 18 x 5

### CORNER/COLUMN



6 x 18 x 6



Back of Unit

## ACCESSORIES

### TORPEDO BASE BLOCK




4 x 15 $\frac{3}{4}$  x 11

*Recommended for use with all available wall block units. See your Belgard Representative for details.*


### AVAILABLE COLORS



AMARETTO



NAPOLI




RIO\*



SLATE





DIAMOND PRO STONE CUT

# DIAMOND<sup>®</sup>

## SERIES

### DIAMOND PRO<sup>®</sup> | RETAINING WALL

#### STRAIGHT FACE



8 x 18 x 12

#### PIN SYSTEM



8 x 18 x 12

5" L x 0.5" D  
2 pins per sq. ft.

### DIAMOND PRO STONE CUT<sup>®</sup> | RETAINING WALL

#### LARGE UNIT



8 x 18 x 12

#### SMALL & MEDIUM UNITS




8 x 7 x 12



8 x 11 x 12

### ACCESSORIES

#### XL<sup>™</sup> CAP



3 x 18 / 12 x 13

#### PRO CAP




4 x 17 / 12 x 10

#### PRO CORNER




8 x 9 x 18


### AVAILABLE COLORS



NAPOLI



PEBBLE



SLATE

  
CLASSIC STYLE  
WITH MULTIPLE  
INSTALLATION OPTIONS

Belgard's Diamond Series of wall products is perfect for any outdoor wall application. From hard working retaining walls to aesthetically pleasing garden seat walls, the possibilities are endless.

*Swatch represents product color only, not surface texture.*





LEGEND



NATURAL



HERITAGE



# FIRE FEATURES



## NATURAL

**90**  
Boreaux™  
Series

**91**  
Bristol™  
Series

## HERITAGE

**92**  
Brighton™  
Series

**93**  
Weston Stone™  
Fire Pit Kits

**94**  
Weston Stone™  
Kits


## LEGACY

**95**  
Easton Stone™  
Fire Pit Kits



**GRILL ISLAND**

2'6"D x 5'11"W x 3'5"H  
(Grill and doors included)

**FIREPLACE WOOD BOXES**


2'1¼"D x 3'3"W x 3'1"H per box  
(Sold as pair)

**FIREPLACE**

2'7"D x 4'3"W x 7'8"H  
Also available in XL:  
Approximately 9 ft. tall

**LINEAR FIRE TABLE\***

2'11"D x 6'2"W x 2'5"H

**LINEAR FIREPLACE\***

3'6½"D x 4'5¼"W x 7'8"H




SIENNA  
BODY COLOR



BUFF  
ACCENT COLOR



PEWTER  
BODY COLOR



MIDNIGHT  
BODY COLOR



NATURAL  
POLISHED  
GRAND



# BORDEAUX™

## SERIES

*PLEASE NOTE: All of our fireplaces and fire pits come standard as wood-burning units. However, our fireplaces and fire pits can be retro-fitted for gas burning log sets and burners. Please contact us for more details at 877-235-4273.*

*Be sure to check with your local municipality for any codes that may affect your installation. Grill island includes Summerset Grill and Door Set. Grill is available in propane or natural gas. Must be specified when placing order.*





# BRISTOL™

## SERIES

GASCONY TAN  
BODY COLOR



ASHBURY HAZE  
ACCENT COLOR



COTSWOLD MIST  
BODY COLOR



BROOKSTONE SLATE  
ACCENT COLOR



  
TUMBLER  
RUSTIC  
INVITING



**GRILL ISLAND**

3'D x 6'4"W x 4'4"H  
(Grill and doors included)



**FIREPLACE WOOD BOXES**

2'4"D x 3'W x 3'3"H per box  
(Sold as pair)



**FIREPLACE**

3'D x 5'W x 9'6"H



**HEARTH**

2'D x 5'W x 11"H



**BRICK OVEN**

4'D x 4'W x 8'5"H

*PLEASE NOTE: All of our fireplaces and fire pits come standard as wood-burning units. However, they can be retro-fitted for gas burning log sets and burners. Please contact us for more details at 877-235-4273. Be sure to check with your local municipality for any codes that may affect your installation.*



**FIREPLACE**

3'4"D x 4'4"W x 8'4"H

**FIREPLACE WOOD BOXES**2'4"D x 2'8"W x 2'11"H per box  
*(Sold as pair)*GASCONY TAN  
BODY COLORASHBURY HAZE  
ACCENT COLORCOTSWOLD MIST  
BODY COLORBROOKSTONE SLATE  
ACCENT COLOR

H  
TUMBLED  
RUSTIC  
CLASSIC



# BRIGHTON™ SERIES

PLEASE NOTE: All of our fireplaces and fire pits come standard as wood-burning units. However, our fireplaces and fire pits can be retro-fitted for gas burning log sets and burners. Please contact us for more details at 877-235-4273. Be sure to check with your local municipality for any codes that may affect your installation.





# WESTON STONE™ FIRE PIT KITS



AMARETTO



NAPOLI



RIO



SLATE

NEW



## TUMBLLED RUSTIC COMPACT

*Also available in Easton Stone.*

### SQUARE FIRE PIT:

Outside is 44" in diameter  
Stacks up to 4 rows high

*Metal insert, grate and adhesive are included*

### ROUND FIRE PIT:

Outside is 4' in diameter  
Stacks up to 3 rows high

*Metal insert, grate and adhesive are included*

### CIRCLE KIT



4 x 8 x 8

55" Outside 40" Inside 16" Tall



4 x 12 x 8



### SQUARE KIT



4 x 8 x 12

44" Outside 28" Inside 16" Tall



*\*Swatches represent product color only, not surface texture, dimension and/or shape.*

*PLEASE NOTE: All of our fireplaces and fire pits come standard as wood-burning units. However, our fireplaces and fire pits can be retro-fitted for gas burning log sets and burners. Please contact us for more details at 877-235-4273. Be sure to check with your local municipality for any codes that may affect your installation.*



**GRILL ISLAND\***

3'2"D x 5'11"W x 3'4"H

**LINEAR FIREPLACE**

3'2"D x 8'2"W x 40"H

**LINEAR FIRE PIT**

3'2"D x 8'2"W x 16"H



AMARETTO



NAPOLI



RIO\*



SLATE

NEW



TUMBLLED  
RUSTIC  
VERSATILE

Also available in Easton Stone.

\*Swatches represent product color only, not surface texture, dimension and/or shape.



WESTON  
STONE™  
KITS


*PLEASE NOTE: All of our fireplaces and fire pits come standard as wood-burning units. However, our fireplaces and fire pits can be retro-fitted for gas burning log sets and burners. Please contact us for more details at 877-235-4273. Be sure to check with your local municipality for any codes that may affect your installation. Grill island includes Summerset Grill and Door Set. Grill is available in propane or natural gas. Must be specified when placing order.*

*\*Includes Stainless Steel Grill and Door Set. Product color can vary due to manufacturing processes*






**NEW**  
**EASTON**  
**STONE™**  
**FIRE PIT KITS**




AMARETTO



NAPOLI



RIO



SLATE

NEW



UNTUMBLLED  
 SMOOTH  
 COMPACT

**SQUARE FIRE PIT:**

Outside is 44" in diameter  
 Stacks up to 4 rows high  
*Metal insert, grate and adhesive are included*

**ROUND FIRE PIT:**

Outside is 4' in diameter  
 Stacks up to 3 rows high  
*Metal insert, grate and adhesive are included*

**CIRCLE KIT**



4 x 8 x 8

4 x 12 x 8

55" Outside 40" Inside 16" Tall

**SQUARE KIT**



4 x 8 x 12

44" Outside 28" Inside 16" Tall

*\*Swatches represent product color only, not surface texture, dimension and/or shape.*

*PLEASE NOTE: All of our fireplaces and fire pits come standard as wood-burning units. However, our fireplaces and fire pits can be retro-fitted for gas burning log sets and burners. Please contact us for more details at 877-235-4273. Be sure to check with your local municipality for any codes that may affect your installation.*






LEGEND





# ACCESSORIES



## LEGACY

**98**  
Bullnose® Coping

**99**  
Fountainhead Coping

**100**  
Oceanside Coping

**101**  
Seville® Coping






AMARETTO



CAMEL



CHARCOAL



CHESTNUT



CREAM



HARVEST BLEND



MALT



NAPOLI



RIO



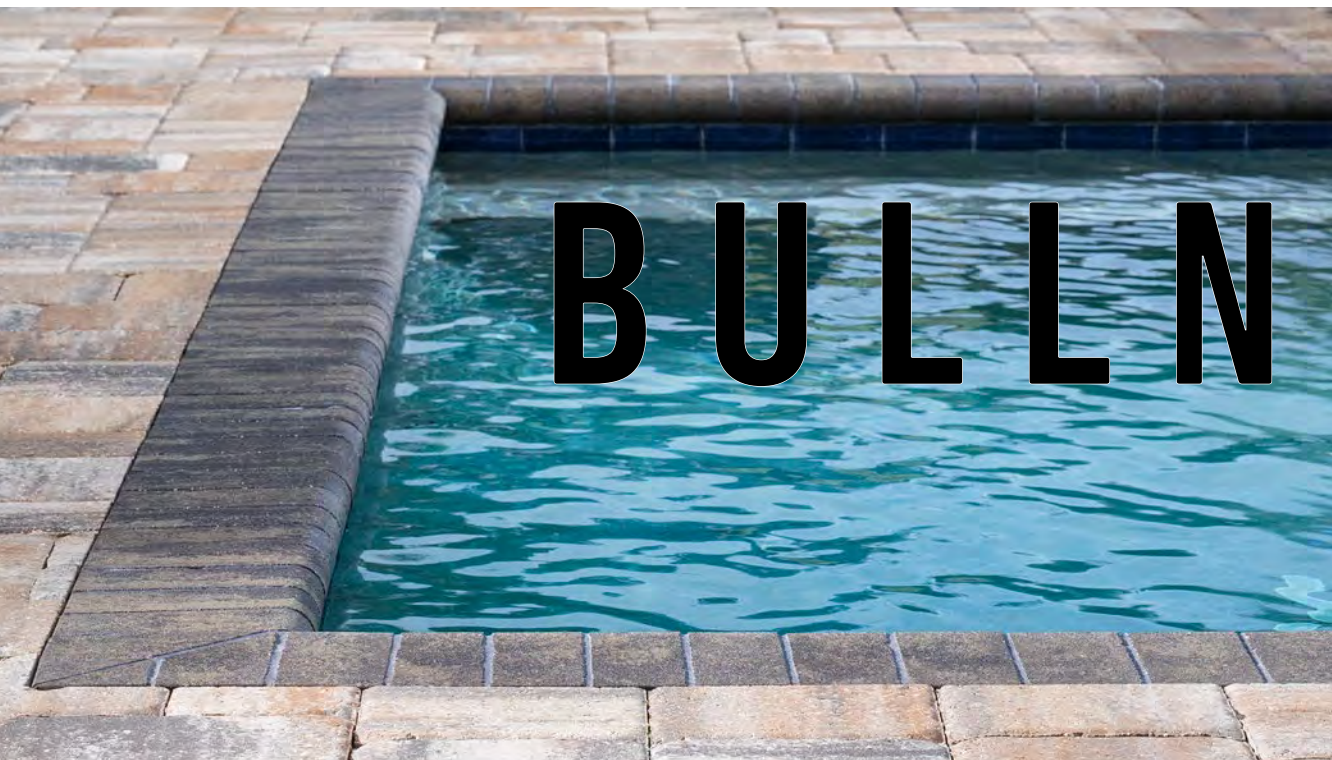
SLATE



TITANIUM



SEAMLESS  
VERSATILE  
ACCENT



# BULLNOSE<sup>®</sup>

## COPING

**COPING**



4 x 9 x 2<sup>3</sup>/<sub>8</sub>





# FOUNTAINHEAD

## COPING



AMARETTO



CREAM



CAMEL



HARVEST BLEND



CHARCOAL



MALT



CHESTNUT



NAPOLI



RIO



TITANIUM



SHAPED  
SCALLOPED  
VERSATILE

### COPING




4 x 9 x 2 3/8 | 4 inch drop\*

\*Silo shown is grouping of product





CREAM



GRAY



MALT



WHITE



COASTAL  
DETAILED  
SINGULAR



# OCEANSIDE

## COPING

COPING



4 x 9 x 2<sup>3</sup>/<sub>8</sub>

COPING



4 x 9 x 2<sup>3</sup>/<sub>8</sub> | 2<sup>1</sup>/<sub>2</sub> inch drop\*

\*Silo shown is grouping of product





# SEVILLE<sup>®</sup>

## COPING



AMARETTO



CREAM



CAMEL



HARVEST BLEND



CHARCOAL



MALT



CHESTNUT



NAPOLI



RIO




TITANIUM



SEAMLESS  
SCALLOPED  
VERSATILE

### COPING



4 x 9 x 2<sup>3</sup>/<sub>8</sub> | 2<sup>1</sup>/<sub>2</sub> inch drop\*

\*Silo shown is grouping of product



# COMPLETE PAVER CARE

For over 35 years, installers and homeowners everywhere trust the effectiveness and durability of Techniseal® products to keep their hardscapes as beautiful as they envisioned.

Over 35 million sq. ft. of sealer coverage shipped from 2016 to present – 43 times the size of Madison Square Garden in New York

Over 107 million sq. ft. of sand coverage shipped from 2016 to present – 3 times the size of Central Park in New York

Over 98,000 gallons of cleaners shipped from 2016 to present – the equivalent of 36 minutes of water dropping from Burney Falls in California







# INSTALL

## SANDS

High-performance jointing materials remain flexible to withstand seasonal weather impact, with lasting durability to prevent weed and insect invasion. Sand is available in a variety of colors to suit your style; contact your local Belgard® Representative for your regional offerings.



# CLEAN

## CLEANERS



Superior solutions for any cleaning challenge, from light cleaning to deep oil, rust, or grime removal.



# PROTECT

## SEALERS

Enhance the look of your outdoor space with the perfect finish, while protecting your hardscape from weathering and staining.


## PREVENTATIVE MAINTENANCE

Untreated concrete pavers are porous and can absorb stains if not properly maintained. To keep your space looking its best, address surface grime and stubborn spots with Techniseal specialized cleaners to help prevent long-term damage to your pavers. Select a high-quality Techniseal sealer in your preferred finish to enhance your hardscape's overall look and help prevent stains. Whether installing a new hardscape or restoring an existing space, Techniseal offers solutions to maximize the life of concrete pavers.




# PAVERS


## PALLET INFORMATION / ESTIMATING CHART

AQUA BRIC   80MM		PLANT LOCATION	SQFT/PALLET	SQFT/LAYER	LAYER/PALLET	UNITS/PALLET	UNITS/LAYER	LNFT/PALLET (SOLDIER)	LNFT/PALLET (SAILOR)	UNITS/SQFT	SQFT/UNIT	WEIGHT/LAYER	WEIGHT/PALLET
	5 x 10 x 3 1/4	ORL, WPB	80	-	8	280	35	-	-	-	-	-	2880


NOTE: SOLD BY FULL CUBE ONLY


APPIAN-STONE 2-PIECE   30MM		PLANT LOCATION	SQFT/PALLET	SQFT/LAYER	LAYER/PALLET	UNITS/PALLET	UNITS/LAYER	LNFT/PALLET (SOLDIER)	LNFT/PALLET (SAILOR)	UNITS/SQFT	SQFT/UNIT	WEIGHT/LAYER	WEIGHT/PALLET
	6 x 6 x 1 3/16 6 x 9 x 1 3/16	JAX, WPB	124	-	12	336	-	-	-	-	-	-	1652
		HC		-	15		-	-	-	-			

NOTE: SOLD BY FULL CUBE ONLY

APPIAN-STONE 2-PIECE   60MM		PLANT LOCATION	SQFT/PALLET	SQFT/LAYER	LAYER/PALLET	UNITS/PALLET	UNITS/LAYER	LNFT/PALLET (SOLDIER)	LNFT/PALLET (SAILOR)	UNITS/SQFT	SQFT/UNIT	WEIGHT/LAYER	WEIGHT/PALLET
	6 x 6 x 2 3/8 6 x 9 x 2 3/8	HC, JAX, ORL, WPB	103	-	10	280	-	-	-	-	-	-	2678
		LA		-	12	276	-	-	-	-	-	2600	


NOTE: SOLD BY FULL CUBE ONLY

APPIAN-STONE RECTANGLE   60MM		PLANT LOCATION	SQFT/PALLET	SQFT/LAYER	LAYER/PALLET	UNITS/PALLET	UNITS/LAYER	LNFT/PALLET (SOLDIER)	LNFT/PALLET (SAILOR)	UNITS/SQFT	SQFT/UNIT	WEIGHT/LAYER	WEIGHT/PALLET
	6 x 9 x 2 3/8	ORL, WPB	103	-	10	250	-	-	-	-	-	-	2678
		HC	121	-		300	-	-	-	-	-	-	3200
		LA	121	-			-	-	-	-	-		


APPIAN-STONE 2-PIECE   80MM		PLANT LOCATION	SQFT/PALLET	SQFT/LAYER	LAYER/PALLET	UNITS/PALLET	UNITS/LAYER	LNFT/PALLET (SOLDIER)	LNFT/PALLET (SAILOR)	UNITS/SQFT	SQFT/UNIT	WEIGHT/LAYER	WEIGHT/PALLET
	6 x 6 x 3 1/8 6 x 9 x 3 1/8	WPB	82	-	8	224 TOTAL 152/Rectangle 72/Square	-	-	-	-	-	-	3100

NOTE: SOLD BY FULL CUBE ONLY




<b>E</b> AQUALINE 3-PIECE ASHLAR	PLANT LOCATION	SQFT/PALLET	SQFT/LAYER	LAYER/PALLET	UNITS/PALLET	UNITS/LAYER	LNFT/PALLET (SOLDIER)	LNFT/PALLET (SAILOR)	UNITS/SQFT	SQFT/UNIT	WEIGHT/LAYER	WEIGHT/PALLET
 <p>4½ x 4½ x 3⅛ 4½ x 9 x 3⅛ 9 x 9 x 3⅛</p>	FP, JAX, ZH, ORL, LA	92	-	-	-	-	-	-	-	-	-	3220


NOTE: SOLD BY FULL CUBE ONLY

<b>I</b> BELGIAN COBBLE MULTI PIECE   70MM	PLANT LOCATION	SQFT/PALLET	SQFT/LAYER	LAYER/PALLET	UNITS/PALLET	UNITS/LAYER	LNFT/PALLET (SOLDIER)	LNFT/PALLET (SAILOR)	UNITS/SQFT	SQFT/UNIT	WEIGHT/LAYER	WEIGHT/PALLET
 <p>Variable x 2¾</p>	DEF	98	-	-	-	504 Per Bag	-	-	-	-	-	3000


CONTACT LOCAL REPRESENTATIVE FOR FREIGHT CHARGE

<b>I</b> CAMBRIDGE COBBLE 3-PIECE   30MM	PLANT LOCATION	SQFT/PALLET	SQFT/LAYER	LAYER/PALLET	UNITS/PALLET	UNITS/LAYER	LNFT/PALLET (SOLDIER)	LNFT/PALLET (SAILOR)	UNITS/SQFT	SQFT/UNIT	WEIGHT/LAYER	WEIGHT/PALLET
 <p>3 x 6 x 1¾ 6 x 6 x 1¾ 6 x 9 x 1¾</p>	JAX, WPB	124	-	12	372	-	-	-	-	-	-	1652
	HC		-	15		-	-	-	-			


NOTE: SOLD BY FULL CUBE ONLY

<b>I</b> CAMBRIDGE COBBLE 3-PIECE   60MM	PLANT LOCATION	SQFT/PALLET	SQFT/LAYER	LAYER/PALLET	UNITS/PALLET	UNITS/LAYER	LNFT/PALLET (SOLDIER)	LNFT/PALLET (SAILOR)	UNITS/SQFT	SQFT/UNIT	WEIGHT/LAYER	WEIGHT/PALLET
 <p>3 x 6 x 2¾ 6 x 6 x 2¾ 6 x 9 x 2¾</p>	HC, JAX, ORL, WPB	103	-	10	310	-	-	-	-	-	-	2678

NOTE: SOLD BY FULL CUBE ONLY


<b>I</b> CATALINA 3-PIECE   30MM	PLANT LOCATION	SQFT/PALLET	SQFT/LAYER	LAYER/PALLET	UNITS/PALLET	UNITS/LAYER	LNFT/PALLET (SOLDIER)	LNFT/PALLET (SAILOR)	UNITS/SQFT	SQFT/UNIT	WEIGHT/LAYER	WEIGHT/PALLET
 <p>4 x 8 x 1¾ 8 x 8 x 1¾ 8 x 12 x 1¾</p>	JAX, WPB	103	-	10	240	-	-	-	-	-	-	1490

NOTE: SOLD BY FULL CUBE ONLY


<b>I</b> CATALINA 3-PIECE   60MM	PLANT LOCATION	SQFT/PALLET	SQFT/LAYER	LAYER/PALLET	UNITS/PALLET	UNITS/LAYER	LNFT/PALLET (SOLDIER)	LNFT/PALLET (SAILOR)	UNITS/SQFT	SQFT/UNIT	WEIGHT/LAYER	WEIGHT/PALLET
 <p>4 x 8 x 2¾ 8 x 8 x 2¾ 8 x 12 x 2¾</p>	JAX, LA, ORL, WPB	103	-	10	240	-	-	-	-	-	-	2778

NOTE: SOLD BY FULL CUBE ONLY




<b>CATALINA 3-PIECE   80MM</b>		PLANT LOCATION	SQFT/ PALLET	SQFT/ LAYER	LAYER/ PALLET	UNITS/ PALLET	UNITS/ LAYER	LNFT/PALLET (SOLDIER)	LNFT/PALLET (SAILOR)	UNITS/ SQFT	SQFT/ UNIT	WEIGHT/ LAYER	WEIGHT/ PALLET
	4 x 8 x 3 1/8 8 x 8 x 3 1/8 8 x 12 x 3 1/8	ORL, WPB	82	-	82	192	-	-	-	-	-	-	2970


NOTE: SOLD BY FULL CUBE ONLY

<b>CATALINA GRANA 3-PIECE   30MM</b>		PLANT LOCATION	SQFT/ PALLET	SQFT/ LAYER	LAYER/ PALLET	UNITS/ PALLET	UNITS/ LAYER	LNFT/PALLET (SOLDIER)	LNFT/PALLET (SAILOR)	UNITS/ SQFT	SQFT/ UNIT	WEIGHT/ LAYER	WEIGHT/ PALLET
	4 x 8 x 1 3/16 8 x 8 x 1 3/16 8 x 12 x 1 3/16	WPB	103	-	10	240	-	-	-	-	-	-	1490


NOTE: SOLD BY FULL CUBE ONLY

<b>CATALINA GRANA 3-PIECE   60MM</b>		PLANT LOCATION	SQFT/ PALLET	SQFT/ LAYER	LAYER/ PALLET	UNITS/ PALLET	UNITS/ LAYER	LNFT/PALLET (SOLDIER)	LNFT/PALLET (SAILOR)	UNITS/ SQFT	SQFT/ UNIT	WEIGHT/ LAYER	WEIGHT/ PALLET
	4 x 8 x 2 3/8 8 x 8 x 2 3/8 8 x 12 x 2 3/8	HC, JAX, LA, ORL, WPB	103	-	10	240	-	-	-	-	-	-	2778


NOTE: SOLD BY FULL CUBE ONLY

<b>CITY SERIES 12 X 12   30MM</b>		PLANT LOCATION	SQFT/ PALLET	SQFT/ LAYER	LAYER/ PALLET	UNITS/ PALLET	UNITS/ LAYER	LNFT/PALLET (SOLDIER)	LNFT/PALLET (SAILOR)	UNITS/ SQFT	SQFT/ UNIT	WEIGHT/ LAYER	WEIGHT/ PALLET
	12 x 12 x 1 3/16	HC	185	-	24	192	-	-	-	-	-	-	2688
		WPB	116	-	10	120	-	-	-	-	-	-	1558

NOTE: SOLD BY FULL CUBE ONLY


<b>CITY SERIES 8 X 8   60MM</b>		PLANT LOCATION	SQFT/ PALLET	SQFT/ LAYER	LAYER/ PALLET	UNITS/ PALLET	UNITS/ LAYER	LNFT/PALLET (SOLDIER)	LNFT/PALLET (SAILOR)	UNITS/ SQFT	SQFT/ UNIT	WEIGHT/ LAYER	WEIGHT/ PALLET
	8 x 8 x 2 3/8	HC	133	-	10	160	-	-	-	-	-	-	3458
		LA, ORL, WPB	104	-			-	-	-	-	2704		

NOTE: SOLD BY FULL CUBE ONLY


<b>CITY SERIES 8 X 12   60MM</b>		PLANT LOCATION	SQFT/ PALLET	SQFT/ LAYER	LAYER/ PALLET	UNITS/ PALLET	UNITS/ LAYER	LNFT/PALLET (SOLDIER)	LNFT/PALLET (SAILOR)	UNITS/ SQFT	SQFT/ UNIT	WEIGHT/ LAYER	WEIGHT/ PALLET
	8 x 12 x 2 3/8	LA	131	-	10	160	-	-	-	-	-	-	2704
		ORL, WPB	106	-			-	-	-	-	2754		

NOTE: SOLD BY FULL CUBE ONLY




<b>CITY SERIES</b> <b>12 X 12   60MM</b>		PLANT LOCATION	SQFT/PALLET	SQFT/LAYER	LAYER/PALLET	UNITS/PALLET	UNITS/LAYER	LNFT/PALLET (SOLDIER)	LNFT/PALLET (SAILOR)	UNITS/SQFT	SQFT/UNIT	WEIGHT/LAYER	WEIGHT/PALLET
	12 x 12 x 2 $\frac{3}{8}$	HC	101	-	13	104	-	-	-	-	-	-	2727
		LA, ORL, WPB	116	-	10	120	-	-	-	-	-	-	-


NOTE: SOLD BY FULL CUBE ONLY

<b>CITY SERIES</b> <b>16 X 16   60MM</b>		PLANT LOCATION	SQFT/PALLET	SQFT/LAYER	LAYER/PALLET	UNITS/PALLET	UNITS/LAYER	LNFT/PALLET (SOLDIER)	LNFT/PALLET (SAILOR)	UNITS/SQFT	SQFT/UNIT	WEIGHT/LAYER	WEIGHT/PALLET
	16 x 16 x 2 $\frac{3}{8}$	HC	107	-	10	-	-	-	-	-	-	-	2835

NOTE: SOLD BY FULL CUBE ONLY

<b>ECO HOLLAND   80MM</b>		PLANT LOCATION	SQFT/PALLET	SQFT/LAYER	LAYER/PALLET	UNITS/PALLET	UNITS/LAYER	LNFT/PALLET (SOLDIER)	LNFT/PALLET (SAILOR)	UNITS/SQFT	SQFT/UNIT	WEIGHT/LAYER	WEIGHT/PALLET
	4 x 8 x 3 $\frac{1}{4}$	ORL, WPB, JAX, ZH, LA	91	-	8	384	-	-	-	-	-	-	2880

NOTE: SOLD BY FULL CUBE ONLY  
AVAILABLE IN MECHANICAL HERRINGBONE PATTERN

<b>GLOCAL</b>		NOMINAL SIZE	LBS/BOX	PIECES/BOX	BOXES/PALLET	SQFT/PALLET	SQFT/BOX	LBS/PALLET
	23.54 x 23.54 x $\frac{3}{4}$	24 x 24	72	2	30	232.5	7.75	2160

ALLOW FOR ADDITIONAL LEAD-TIME

	23.54 x 47.17 x $\frac{3}{4}$	24 x 48	74	1	35	271.25	7.75	2621
---	-------------------------------	---------	----	---	----	--------	------	------

ALLOW FOR ADDITIONAL LEAD-TIME



	35.51 x 35.51 x $\frac{3}{4}$	36 x 36	80	1	18	156.6	8.7	1440
---	-------------------------------	---------	----	---	----	-------	-----	------



ALLOW FOR ADDITIONAL LEAD-TIME



	47.17 x 47.17 x $\frac{3}{4}$	48 x 48	148.5	1	18	279	15.5	2789.6
---	-------------------------------	---------	-------	---	----	-----	------	--------

ALLOW FOR ADDITIONAL LEAD-TIME





 <b>HOLLAND STONE   30MM</b>		PLANT LOCATION	SQFT/PALLET	SQFT/LAYER	LAYER/PALLET	UNITS/PALLET	UNITS/LAYER	LNFT/PALLET (SOLDIER)	LNFT/PALLET (SAILOR)	UNITS/SQFT	SQFT/UNIT	WEIGHT/LAYER	WEIGHT/PALLET
	4 x 8 x 1 <sup>3</sup> / <sub>16</sub>	HC	145	-	16	672	-	-	-	-	-	-	1925
		JAX, WPB		-	14		-	-	-	-	-	2008	



 <b>HOLLAND STONE   60MM</b>		PLANT LOCATION	SQFT/PALLET	SQFT/LAYER	LAYER/PALLET	UNITS/PALLET	UNITS/LAYER	LNFT/PALLET (SOLDIER)	LNFT/PALLET (SAILOR)	UNITS/SQFT	SQFT/UNIT	WEIGHT/LAYER	WEIGHT/PALLET
	4 x 8 x 2 <sup>3</sup> / <sub>16</sub>	HC	120	-	10	540	-	-	-	-	-	-	3120
		JAX, LA, ORL, WPB	104	-		480	-	-	-	-	-	-	2724

 <b>HOLLAND STONE   80MM</b>		PLANT LOCATION	SQFT/PALLET	SQFT/LAYER	LAYER/PALLET	UNITS/PALLET	UNITS/LAYER	LNFT/PALLET (SOLDIER)	LNFT/PALLET (SAILOR)	UNITS/SQFT	SQFT/UNIT	WEIGHT/LAYER	WEIGHT/PALLET
	4 x 8 x 3 <sup>1</sup> / <sub>16</sub>	HC	120	-	10	540	-	-	-	-	-	-	4200
		LA, ORL, WPB	83	-	8	384	-	-	-	-	-	-	2905



NOTE: SOLD BY FULL CUBE ONLY

 <b>HOLLAND STONE   100MM</b>		PLANT LOCATION	SQFT/PALLET	SQFT/LAYER	LAYER/PALLET	UNITS/PALLET	UNITS/LAYER	LNFT/PALLET (SOLDIER)	LNFT/PALLET (SAILOR)	UNITS/SQFT	SQFT/UNIT	WEIGHT/LAYER	WEIGHT/PALLET
	4 x 8 x 4	HC	80	-	8	344	-	-	-	-	-	-	3784

NOTE: SOLD BY FULL CUBE ONLY  
AVAILABLE IN MECHANICAL HERRINGBONE PATTERN

 <b>LAFITT GRANA SLAB 3-PIECE   50MM</b>		PLANT LOCATION	SQFT/PALLET	SQFT/LAYER	LAYER/PALLET	UNITS/PALLET	UNITS/LAYER	LNFT/PALLET (SOLDIER)	LNFT/PALLET (SAILOR)	UNITS/SQFT	SQFT/UNIT	WEIGHT/LAYER	WEIGHT/PALLET
 7 <sup>7</sup> / <sub>8</sub> x 14 <sup>7</sup> / <sub>8</sub> x 2 14 <sup>7</sup> / <sub>8</sub> x 14 <sup>7</sup> / <sub>8</sub> x 2 14 <sup>7</sup> / <sub>8</sub> x 22 <sup>7</sup> / <sub>16</sub> x 2		LA, ZH	163	-	14	112	-	-	-	-	-	-	3718

NOTE: SOLD BY FULL CUBE ONLY



 <b>LAFITT RUSTIC SLAB 3-PIECE   50MM</b>		PLANT LOCATION	SQFT/PALLET	SQFT/LAYER	LAYER/PALLET	UNITS/PALLET	UNITS/LAYER	LNFT/PALLET (SOLDIER)	LNFT/PALLET (SAILOR)	UNITS/SQFT	SQFT/UNIT	WEIGHT/LAYER	WEIGHT/PALLET
 7 <sup>7</sup> / <sub>8</sub> x 14 <sup>7</sup> / <sub>8</sub> x 2 14 <sup>7</sup> / <sub>8</sub> x 14 <sup>7</sup> / <sub>8</sub> x 2 14 <sup>7</sup> / <sub>8</sub> x 22 <sup>7</sup> / <sub>16</sub> x 2		HC	163	-	14	112	-	-	-	-	-	-	3718

NOTE: SOLD BY FULL CUBE ONLY





 LAGOON		NOMINAL SIZE	LBS/ BOX	PIECES/ BOX	BOXES/ PALLET	SQFT/ PALLET	SQFT/ BOX	LBS/ PALLET
	23.54 x 47.17 x 3/4	24 x 48	74	1	35	271.25	7.75	2621



ALLOW FOR ADDITIONAL LEAD-TIME

 MEGA-ARBEL   80MM		PLANT LOCATION	SQFT/ PALLET	SQFT/ LAYER	LAYER/ PALLET	UNITS/ PALLET	UNITS/ LAYER	LNFT/PALLET (SOLDIER)	LNFT/PALLET (SAILOR)	UNITS/ SQFT	SQFT/ UNIT	WEIGHT/ LAYER	WEIGHT/ PALLET
	15 3/8 x 21 x 3/8	JAX, ORL, WPB	69	-	8	48	-	-	-	-	-	-	2455



PAVER IS PRODUCED WITH FALSE JOINTS. POLYMERIC SAND IS RECOMMENDED FOR USE WITH THIS PRODUCT.

 MEGA-BERGERAC 3-PIECE   80MM		PLANT LOCATION	SQFT/ PALLET	SQFT/ LAYER	LAYER/ PALLET	UNITS/ PALLET	UNITS/ LAYER	LNFT/PALLET (SOLDIER)	LNFT/PALLET (SAILOR)	UNITS/ SQFT	SQFT/ UNIT	WEIGHT/ LAYER	WEIGHT/ PALLET
	4 3/4 x 9 1/2 x 3 1/8 9 1/2 x 9 1/2 x 3 1/8 9 1/2 x 14 1/4 x 3 1/8	JAX, WPB	87	-	8	136	-	-	-	-	-	-	3085



NOTE: SOLD BY FULL CUBE ONLY

 MEGA-BERGERAC LARGE SQUARE   80MM		PLANT LOCATION	SQFT/ PALLET	SQFT/ LAYER	LAYER/ PALLET	UNITS/ PALLET	UNITS/ LAYER	LNFT/PALLET (SOLDIER)	LNFT/PALLET (SAILOR)	UNITS/ SQFT	SQFT/ UNIT	WEIGHT/ LAYER	WEIGHT/ PALLET
	14 1/4 x 14 1/4 x 3 1/8	JAX, WPB	67	-	8	48	-	-	-	-	-	-	2385



NOTE: SOLD BY FULL CUBE ONLY

 MEGA-CAMBRIDGE 3-PIECE   30MM		PLANT LOCATION	SQFT/ PALLET	SQFT/ LAYER	LAYER/ PALLET	UNITS/ PALLET	UNITS/ LAYER	LNFT/PALLET (SOLDIER)	LNFT/PALLET (SAILOR)	UNITS/ SQFT	SQFT/ UNIT	WEIGHT/ LAYER	WEIGHT/ PALLET
	6 x 9 x 1 3/16 9 x 9 x 1 3/16 9 x 12 x 1 3/16	JAX	136	11.4	12	240	20	-	-	-	-	159	1904
		HC, WPB	130	8.53	-	-	15	-	-	-	-	-	121

NOTE: SOLD BY FULL CUBE ONLY


 MEGA-CAMBRIDGE 3-PIECE   60MM		PLANT LOCATION	SQFT/ PALLET	SQFT/ LAYER	LAYER/ PALLET	UNITS/ PALLET	UNITS/ LAYER	LNFT/PALLET (SOLDIER)	LNFT/PALLET (SAILOR)	UNITS/ SQFT	SQFT/ UNIT	WEIGHT/ LAYER	WEIGHT/ PALLET
	6 x 9 x 2 3/8 9 x 9 x 2 3/8 9 x 12 x 2 3/8	ORL, WPB	104	8.53	12	180	15	-	-	-	-	234	2808
		HC, JAX, LA	114	11.4	10	200	20	-	-	-	-	-	308


NOTE: SOLD BY FULL CUBE ONLY


 MEGA-CAMBRIDGE 3-PIECE   80MM		PLANT LOCATION	SQFT/ PALLET	SQFT/ LAYER	LAYER/ PALLET	UNITS/ PALLET	UNITS/ LAYER	LNFT/PALLET (SOLDIER)	LNFT/PALLET (SAILOR)	UNITS/ SQFT	SQFT/ UNIT	WEIGHT/ LAYER	WEIGHT/ PALLET
	6 x 9 x 3 1/8 9 x 9 x 3 1/8 9 x 12 x 3 1/8	ORL, WPB	86	8.53	10	150	15	-	-	-	-	309	3096
		JAX, LA	91	11.4	8	160	20	-	-	-	-	-	410


NOTE: SOLD BY FULL CUBE ONLY





<b>MODULINE</b> <b>3 X 12   60MM</b>		PLANT LOCATION	SQFT/ PALLET	SQFT/ LAYER	LAYER/ PALLET	UNITS/ PALLET	UNITS/ LAYER	LNFT/PALLET (SOLDIER)	LNFT/PALLET (SAILOR)	UNITS/ SQFT	SQFT/ UNIT	WEIGHT/ LAYER	WEIGHT/ PALLET
	3 x 12 x 2%	HC	110	11	10	-	44	-	-	-	-	-	3020


<b>MODULINE</b> <b>3 X 12   80MM</b>		PLANT LOCATION	SQFT/ PALLET	SQFT/ LAYER	LAYER/ PALLET	UNITS/ PALLET	UNITS/ LAYER	LNFT/PALLET (SOLDIER)	LNFT/PALLET (SAILOR)	UNITS/ SQFT	SQFT/ UNIT	WEIGHT/ LAYER	WEIGHT/ PALLET
	3 x 12 x 3%	HC	110	11	10	-	44	-	-	-	-	-	3960


<b>MODULINE</b> <b>3 X 12   100MM</b>		PLANT LOCATION	SQFT/ PALLET	SQFT/ LAYER	LAYER/ PALLET	UNITS/ PALLET	UNITS/ LAYER	LNFT/PALLET (SOLDIER)	LNFT/PALLET (SAILOR)	UNITS/ SQFT	SQFT/ UNIT	WEIGHT/ LAYER	WEIGHT/ PALLET
	3 x 12 x 4	HC	88	11	8	-	44	-	-	-	-	-	3820

<b>MODULINE</b> <b>4 X 12   100MM</b>		PLANT LOCATION	SQFT/ PALLET	SQFT/ LAYER	LAYER/ PALLET	UNITS/ PALLET	UNITS/ LAYER	LNFT/PALLET (SOLDIER)	LNFT/PALLET (SAILOR)	UNITS/ SQFT	SQFT/ UNIT	WEIGHT/ LAYER	WEIGHT/ PALLET
	4 x 12 x 4	WPB	64	10.67	6	-	-	-	-	-	-	-	2752


<b>MODULINE</b> <b>4 X 16   100MM</b>		PLANT LOCATION	SQFT/ PALLET	SQFT/ LAYER	LAYER/ PALLET	UNITS/ PALLET	UNITS/ LAYER	LNFT/PALLET (SOLDIER)	LNFT/PALLET (SAILOR)	UNITS/ SQFT	SQFT/ UNIT	WEIGHT/ LAYER	WEIGHT/ PALLET
	4 x 16 x 4	HC	85	10.33	8	-	-	-	-	-	-	-	3569


<b>MODULINE</b> <b>6 X 12   60MM</b>		PLANT LOCATION	SQFT/ PALLET	SQFT/ LAYER	LAYER/ PALLET	UNITS/ PALLET	UNITS/ LAYER	LNFT/PALLET (SOLDIER)	LNFT/PALLET (SAILOR)	UNITS/ SQFT	SQFT/ UNIT	WEIGHT/ LAYER	WEIGHT/ PALLET
	6 x 12 x 2%	HC, WPB	98	12	10	-	24	-	-	-	-	-	2700


<b>MODULINE</b> <b>6 X 12   80MM</b>		PLANT LOCATION	SQFT/ PALLET	SQFT/ LAYER	LAYER/ PALLET	UNITS/ PALLET	UNITS/ LAYER	LNFT/PALLET (SOLDIER)	LNFT/PALLET (SAILOR)	UNITS/ SQFT	SQFT/ UNIT	WEIGHT/ LAYER	WEIGHT/ PALLET
	6 x 12 x 3%	HC	96	12	8	-	24	-	-	-	-	-	3466

<b>MODULINE</b> <b>12 X 12   60MM</b>		PLANT LOCATION	SQFT/ PALLET	SQFT/ LAYER	LAYER/ PALLET	UNITS/ PALLET	UNITS/ LAYER	LNFT/PALLET (SOLDIER)	LNFT/PALLET (SAILOR)	UNITS/ SQFT	SQFT/ UNIT	WEIGHT/ LAYER	WEIGHT/ PALLET
	12 x 12 x 2%	HC	96	10	10	-	12	-	-	-	-	-	2650



<b>MODULINE</b> 12 X 24   60MM		PLANT LOCATION	SQFT/PALLET	SQFT/LAYER	LAYER/PALLET	UNITS/PALLET	UNITS/LAYER	LNFT/PALLET (SOLDIER)	LNFT/PALLET (SAILOR)	UNITS/SQFT	SQFT/UNIT	WEIGHT/LAYER	WEIGHT/PALLET
	12 x 24 x 2 $\frac{3}{8}$	HC	120	12	10	-	-	-	-	-	-	-	3240


<b>MODULINE</b> 2-PIECE   80MM		PLANT LOCATION	SQFT/PALLET	SQFT/LAYER	LAYER/PALLET	UNITS/PALLET	UNITS/LAYER	LNFT/PALLET (SOLDIER)	LNFT/PALLET (SAILOR)	UNITS/SQFT	SQFT/UNIT	WEIGHT/LAYER	WEIGHT/PALLET
	4 x 12 x 3 $\frac{1}{8}$ 4 x 16 x 3 $\frac{1}{8}$	WPB	78	9.78	8	-	-	-	-	-	-	-	2816

<b>NOON</b>		NOMINAL SIZE	LBS/BOX	PIECES/BOX	BOXES/PALLET	SQFT/PALLET	SQFT/BOX	LBS/PALLET
	7.64 x 47.17 x $\frac{3}{4}$	8 x 48	46	2	30	151.8	5.06	1380


ALLOW FOR ADDITIONAL LEAD-TIME

	11.73 x 47.17 x $\frac{3}{4}$	12 x 48	74	2	36	279	7.75	2664
---	-------------------------------	---------	----	---	----	-----	------	------


ALLOW FOR ADDITIONAL LEAD-TIME

<b>OCEANSIDE</b> 4 X 8   30MM		PLANT LOCATION	SQFT/PALLET	SQFT/LAYER	LAYER/PALLET	UNITS/PALLET	UNITS/LAYER	LNFT/PALLET (SOLDIER)	LNFT/PALLET (SAILOR)	UNITS/SQFT	SQFT/UNIT	WEIGHT/LAYER	WEIGHT/PALLET
	4 x 8 x 1 $\frac{3}{16}$	HC	145	-	18	648	-	-	-	-	-	-	2275


NOTE: SOLD BY FULL CUBE ONLY

<b>OCEANSIDE</b> 4 X 8   60MM		PLANT LOCATION	SQFT/PALLET	SQFT/LAYER	LAYER/PALLET	UNITS/PALLET	UNITS/LAYER	LNFT/PALLET (SOLDIER)	LNFT/PALLET (SAILOR)	UNITS/SQFT	SQFT/UNIT	WEIGHT/LAYER	WEIGHT/PALLET
	4 x 8 x 2 $\frac{3}{8}$	HC	96	-	12	432	-	-	-	-	-	-	2596

NOTE: SOLD BY FULL CUBE ONLY



<b>OCEANSIDE</b> 8 X 8   60MM		PLANT LOCATION	SQFT/PALLET	SQFT/LAYER	LAYER/PALLET	UNITS/PALLET	UNITS/LAYER	LNFT/PALLET (SOLDIER)	LNFT/PALLET (SAILOR)	UNITS/SQFT	SQFT/UNIT	WEIGHT/LAYER	WEIGHT/PALLET
	8 x 8 x 2 $\frac{3}{8}$	HC	96	-	12	216	-	-	-	-	-	-	2596

NOTE: SOLD BY FULL CUBE ONLY



<b>OCEANSIDE</b> 12 X 12   30MM		PLANT LOCATION	SQFT/PALLET	SQFT/LAYER	LAYER/PALLET	UNITS/PALLET	UNITS/LAYER	LNFT/PALLET (SOLDIER)	LNFT/PALLET (SAILOR)	UNITS/SQFT	SQFT/UNIT	WEIGHT/LAYER	WEIGHT/PALLET
	12 x 12 x 1 $\frac{3}{16}$	HC	192	-	24	192	-	-	-	-	-	-	2980

NOTE: SOLD BY FULL CUBE ONLY





 OCEANSIDE 8 X 12   60MM	PLANT LOCATION	SQFT/ PALLET	SQFT/ LAYER	LAYER/ PALLET	UNITS/ PALLET	UNITS/ LAYER	LNFT/PALLET (SOLDIER)	LNFT/PALLET (SAILOR)	UNITS/ SQFT	SQFT/ UNIT	WEIGHT/ LAYER	WEIGHT/ PALLET
 8 x 12 x 2 $\frac{3}{8}$	HC	96	-	12	144	-	-	-	-	-	-	2596



NOTE: SOLD BY FULL CUBE ONLY

 OCEANSIDE 12 X 12   60MM	PLANT LOCATION	SQFT/ PALLET	SQFT/ LAYER	LAYER/ PALLET	UNITS/ PALLET	UNITS/ LAYER	LNFT/PALLET (SOLDIER)	LNFT/PALLET (SAILOR)	UNITS/ SQFT	SQFT/ UNIT	WEIGHT/ LAYER	WEIGHT/ PALLET
 12 x 12 x 2 $\frac{3}{8}$	HC	96	-	12	96	-	-	-	-	-	-	2596



NOTE: SOLD BY FULL CUBE ONLY

 OCEANSIDE 16 X 16   60MM	PLANT LOCATION	SQFT/ PALLET	SQFT/ LAYER	LAYER/ PALLET	UNITS/ PALLET	UNITS/ LAYER	LNFT/PALLET (SOLDIER)	LNFT/PALLET (SAILOR)	UNITS/ SQFT	SQFT/ UNIT	WEIGHT/ LAYER	WEIGHT/ PALLET
 16 x 16 x 2 $\frac{3}{8}$	HC	107	-	10	60	-	-	-	-	-	-	2882



NOTE: SOLD BY FULL CUBE ONLY

 OLD WORLD PAVER 3-PIECE   80MM	PLANT LOCATION	SQFT/ PALLET	SQFT/ LAYER	LAYER/ PALLET	UNITS/ PALLET	UNITS/ LAYER	LNFT/PALLET (SOLDIER)	LNFT/PALLET (SAILOR)	UNITS/ SQFT	SQFT/ UNIT	WEIGHT/ LAYER	WEIGHT/ PALLET
 5 $\frac{1}{8}$ x 7 $\frac{3}{4}$ x 3 $\frac{1}{8}$ 5 $\frac{1}{8}$ x 10 $\frac{1}{4}$ x 3 $\frac{1}{8}$ 5 $\frac{1}{8}$ x 12 $\frac{13}{16}$ x 3 $\frac{1}{8}$	ZH, LA	90	-	8	256 TOTAL 88 Small 96 Med 72 Large	-	-	-	-	-	-	3150


NOTE: SOLD BY FULL CUBE ONLY

 QUARZITI	NOMINAL SIZE	LBS/ BOX	PIECES/ BOX	BOXES/ PALLET	SQFT/ PALLET	SQFT/ BOX	LBS/ PALLET
 23.54 x 23.54 x $\frac{3}{4}$	24 x 24	72	2	30	232.5	7.75	2160

ALLOW FOR ADDITIONAL LEAD-TIME

 	11.73 x 23.54 x $\frac{3}{4}$ 23.54 x 35.35 x $\frac{3}{4}$	12 x 24 24 x 36	72	2	36	279	7.75	2592
--	--	--------------------	----	---	----	-----	------	------



ALLOW FOR ADDITIONAL LEAD-TIME

	17.64 x 35.35 x $\frac{3}{4}$	18 x 36	81.4	2	27	254.9	8.7	2198
---	-------------------------------	---------	------	---	----	-------	-----	------

ALLOW FOR ADDITIONAL LEAD-TIME



	23.54 x 47.17 x $\frac{3}{4}$	24 x 48	74.8	1	35	271.25	7.75	2621
---	-------------------------------	---------	------	---	----	--------	------	------

ALLOW FOR ADDITIONAL LEAD-TIME

 RAIL	NOMINAL SIZE	LBS/ BOX	PIECES/ BOX	BOXES/ PALLET	SQFT/ PALLET	SQFT/ BOX	LBS/ PALLET	
	15.67 x 47.17 x $\frac{3}{4}$	16 x 48	91.3	2	24	248	10.33	2191.3

ALLOW FOR ADDITIONAL LEAD-TIME





 SILVERLAKE		NOMINAL SIZE	LBS/ BOX	PIECES/ BOX	BOXES/ PALLET	SQFT/ PALLET	SQFT/ BOX	LBS/ PALLET
	23.54 x 23.54 x 3/4	24 x 24	72	2	30	232.5	7.75	2160


ALLOW FOR ADDITIONAL LEAD-TIME

	23.54 x 47.17 x 3/4	24 x 48	74	1	35	271.25	7.75	2621
---	---------------------	---------	----	---	----	--------	------	------

ALLOW FOR ADDITIONAL LEAD-TIME

 TURFSTONE   80MM		PLANT LOCATION	SQFT/ PALLET	SQFT/ LAYER	LAYER/ PALLET	UNITS/ PALLET	UNITS/ LAYER	LNFT/PALLET (SOLDIER)	LNFT/PALLET (SAILOR)	UNITS/ SQFT	SQFT/ UNIT	WEIGHT/ LAYER	WEIGHT/ PALLET
	15 3/4 x 23 3/8 x 3 1/8	FP, LA, JAX, ZH	115	-	9	45	-	-	-	-	-	-	3115
		ORL	83	-	8	32	-	-	-	-	-	-	2244










NOTE: SOLD BY FULL CUBE ONLY

 VERONA		NOMINAL SIZE	LBS/ BOX	PIECES/ BOX	BOXES/ PALLET	SQFT/ PALLET	SQFT/ BOX	LBS/ PALLET
	23.54 x 23.54 x 3/4	24 x 24	72	2	30	232.5	7.75	2160



ALLOW FOR ADDITIONAL LEAD-TIME

## WALLS



### PALLET INFORMATION / ESTIMATING CHART

 BELAIR WALL® 2.0		SQFT / PALLET	SQFT / LAYER	LAYERS / PALLET	UNITS / PALLET	UNITS / LAYER	UNITS / SQFT	SQFT / UNIT	WEIGHT / UNIT	WEIGHT / LAYER	WEIGHT / PALLET	
FREESTANDING WALL		6 x 6 x 5	3.75	0.75	—	30	6	8	—	11.25	—	
		6 x 10 x 5	6.25	1.25	—	30	6	4.8	—	18.75	—	
		6 x 16 x 5	20	4	—	60	12	3	—	30	—	
<b>TOTAL</b>		30	6	5	120	24	—	—	—	540	2700	
RETAINING WALL		6 x 6 x 8	3.75	1.25	—	15	5	4	—	20.4	—	
		6 x 10 x 8	6.25	2.08	—	15	5	2.4	—	34.06	—	
		6 x 16 x 8	20	6.66	—	30	10	1.5	—	54.26	—	
<b>TOTAL</b>		30	10	3	60	20	—	—	—	815	2445	
CORNER		16 x 8 x 6	24	12	2	36	18	1.5	—	25.33	456	912
CAP		3 x 8 / 7 x 13 1/2	90	11.25	8	144	18	1.6	—	24.37	438.75	3510





 <b>CASTLEMANOR</b>		PLANT LOCATION	SQFT/ CUBE	SQFT/ LAYER	LAYER/ PALLET	UNITS/ CUBE	UNITS/ LAYER	LNFT/PALLET (SOLDIER)	LNFT/PALLET (SAILOR)	UNITS/ SQFT	SQFT/ UNIT	WEIGHT/ LAYER	WEIGHT/ CUBE	
 6 x 6 / 4 x 10 6 x 12 / 10 x 10 6 x 16 / 14 x 10		ZH	31	-	-	72	-	-	-	-	-	-	-	3264



NOTE: SOLD BY FULL CUBE ONLY

 <b>CASTLEMANOR CAP</b>		PLANT LOCATION	SQFT/ CUBE	SQFT/ LAYER	LAYER/ PALLET	UNITS/ PALLET	UNITS/ LAYER	LNFT/PALLET (SOLDIER)	LNFT/PALLET (SAILOR)	UNITS/ SQFT	SQFT/ UNIT	WEIGHT/ LAYER	WEIGHT/ PALLET
 3 x 12 x 10		ZH	67 LF	-	-	-	-	-	-	-	-	-	-



NOTE: SOLD BY FULL CUBE ONLY

 <b>CASTLEMANOR GRANA</b>		PLANT LOCATION	SQFT/ CUBE	SQFT/ LAYER	LAYER/ PALLET	UNITS/ CUBE	UNITS/ LAYER	LNFT/PALLET (SOLDIER)	LNFT/PALLET (SAILOR)	UNITS/ SQFT	SQFT/ UNIT	WEIGHT/ LAYER	WEIGHT/ CUBE
 6 x 6 / 4 x 10 6 x 12 / 10 x 10 6 x 16 / 14 x 10		ZH	31	-	-	-	-	-	-	-	-	-	3264



NOTE: SOLD BY FULL CUBE ONLY

 <b>DIAMOND 9D BLOCK</b>		PLANT LOCATION	SQFT/ PALLET	SQFT/ LAYER	LAYER/ PALLET	UNITS/ PALLET	UNITS/ LAYER	LNFT/PALLET (SOLDIER)	LNFT/PALLET (SAILOR)	UNITS/ SQFT	SQFT/ UNIT	WEIGHT/ LAYER	WEIGHT/ PALLET
 6 x 17 3/4 x 9		HC, ZH	-	-	-	48	-	-	-	-	.74	-	2967



NOTE: SOLD BY FULL CUBE ONLY

 <b>DIAMOND 9D CORNER/COLUMN</b>		PLANT LOCATION	SQFT/ PALLET	SQFT/ LAYER	LAYER/ PALLET	UNITS/ PALLET	UNITS/ LAYER	LNFT/PALLET (SOLDIER)	LNFT/PALLET (SAILOR)	UNITS/ SQFT	SQFT/ UNIT	WEIGHT/ LAYER	WEIGHT/ PALLET
 6 x 18 x 6		-	36	-	-	48	-	-	-	-	-	-	3360



NOTE: SOLD BY FULL CUBE ONLY



 <b>DIAMOND 2.0</b>		PLANT LOCATION	SQFT/ PALLET	SQFT/ LAYER	LAYER/ PALLET	UNITS/ PALLET	UNITS/ LAYER	LNFT/PALLET (SOLDIER)	LNFT/PALLET (SAILOR)	UNITS/ SQFT	SQFT/ UNIT	WEIGHT/ LAYER	WEIGHT/ PALLET
 6 x 6 x 5 6 x 12 x 5 6 x 18 x 5		HC, ZH	47.36	-	4	32	-	-	-	-	1.48	-	1665

NOTE: SOLD BY FULL CUBE ONLY



 <b>DIAMOND 2.0 CORNER/COLUMN</b>		PLANT LOCATION	SQFT/ PALLET	SQFT/ LAYER	LAYER/ PALLET	UNITS/ PALLET	UNITS/ LAYER	LNFT/PALLET (SOLDIER)	LNFT/PALLET (SAILOR)	UNITS/ SQFT	SQFT/ UNIT	WEIGHT/ LAYER	WEIGHT/ PALLET
 8 x 8 x 18		HC, ZH	18	-	2	24	-	-	-	-	.75	-	1372







 <b>DIAMOND PRO STRAIGHT FACE</b>	PLANT LOCATION	SQFT/PALLET	SQFT/LAYER	LAYER/PALLET	UNITS/PALLET	UNITS/LAYER	LNFT/PALLET (SOLDIER)	LNFT/PALLET (SAILOR)	UNITS/SQFT	SQFT/UNIT	WEIGHT/LAYER	WEIGHT/PALLET
 8 x 18 x 12	HC, ZH	-	-	-	48	-	-	-	-	1	-	3504



 <b>DIAMOND PRO PIN SYSTEM</b>	PLANT LOCATION	SQFT/PALLET	SQFT/LAYER	LAYER/PALLET	UNITS/PALLET	UNITS/LAYER	LNFT/PALLET (SOLDIER)	LNFT/PALLET (SAILOR)	UNITS/SQFT	SQFT/UNIT	WEIGHT/LAYER	WEIGHT/PALLET
 8 x 18 x 12 PINS :5" L x 0.5" D	HC, ZH	-	-	-	48	-	-	-	-	1	-	3504



NOTE: 2 PINS PER SQ. FT.



 <b>DIAMOND PRO STONE CUT LARGE UNIT</b>	PLANT LOCATION	SQFT/PALLET	SQFT/LAYER	LAYER/PALLET	UNITS/PALLET	UNITS/LAYER	LNFT/PALLET (SOLDIER)	LNFT/PALLET (SAILOR)	UNITS/SQFT	SQFT/UNIT	WEIGHT/LAYER	WEIGHT/PALLET
 8 x 18 x 12	HC, ZH	-	-	-	48	-	-	-	-	1	-	3456

 <b>DIAMOND PRO STONE CUT SMALL/MEDIUM UNITS</b>	PLANT LOCATION	SQFT/PALLET	SQFT/LAYER	LAYER/PALLET	UNITS/PALLET	UNITS/LAYER	LNFT/PALLET (SOLDIER)	LNFT/PALLET (SAILOR)	UNITS/SQFT	SQFT/UNIT	WEIGHT/LAYER	WEIGHT/PALLET
 8 x 7 x 12 8 x 11 x 12	WPB	-	-	-	48 (Each)	-	-	-	-	7 in-.39 SqFt 11 in-.61 SqFt	-	3456

 <b>XL CAP</b>	PLANT LOCATION	SQFT/PALLET	SQFT/LAYER	LAYER/PALLET	UNITS/PALLET	UNITS/LAYER	LNFT/PALLET (SOLDIER)	LNFT/PALLET (SAILOR)	UNITS/SQFT	SQFT/UNIT	WEIGHT/LAYER	WEIGHT/PALLET
 3 x 18 / 12 x 13	HC, ZH	-	-	-	81	-	-	-	-	-	-	3615



 <b>PRO CAP</b>	PLANT LOCATION	SQFT/PALLET	SQFT/LAYER	LAYER/PALLET	UNITS/PALLET	UNITS/LAYER	LNFT/PALLET (SOLDIER)	LNFT/PALLET (SAILOR)	UNITS/SQFT	SQFT/UNIT	WEIGHT/LAYER	WEIGHT/PALLET
 4 x 17 / 12 x 10	WPB	-	-	-	72	-	-	-	-	-	-	3168

 <b>PRO CORNER/COLUMN</b>	PLANT LOCATION	SQFT/PALLET	SQFT/LAYER	LAYER/PALLET	UNITS/PALLET	UNITS/LAYER	LNFT/PALLET (SOLDIER)	LNFT/PALLET (SAILOR)	UNITS/SQFT	SQFT/UNIT	WEIGHT/LAYER	WEIGHT/PALLET
 8 x 18 x 12	HC, ZH	-	-	-	36	-	-	-	-	-	-	3504



 <b>TORPEDO BASE BLOCK</b>	PLANT LOCATION	SQFT/PALLET	SQFT/LAYER	LAYER/PALLET	UNITS/PALLET	UNITS/LAYER	LNFT/PALLET (SOLDIER)	LNFT/PALLET (SAILOR)	UNITS/SQFT	SQFT/UNIT	WEIGHT/UNIT	WEIGHT/PALLET
 4 x 15¾ x 11	-	-	-	-	48	-	-	-	-	-	47	2308

BASE BLOCK ACTUAL COVERAGE LENGTH IS 1611/16"





 EASTON STONE 3-PIECE	PLANT LOCATION	SQFT/ PALLET	SQFT/ LAYER	LAYER/ PALLET	UNITS/ PALLET	UNITS/ LAYER	LNFT/PALLET (SOLDIER)	LNFT/PALLET (SAILOR)	UNITS/ SQFT	SQFT/ UNIT	WEIGHT/ LAYER	WEIGHT/ PALLET
 4 x 8 / 5 x 8 4 x 12 / 9 x 8 4 x 16 / 13 x 8	ZH	-	-	-	-	-	-	-	-	-	-	-



NOTE: SOLD BY FULL PALLET ONLY

 EASTON STONE UNIVERSAL	PLANT LOCATION	SQFT/ PALLET	SQFT/ LAYER	LAYER/ PALLET	UNITS/ PALLET	UNITS/ LAYER	LNFT/PALLET (SOLDIER)	LNFT/PALLET (SAILOR)	UNITS/ SQFT	SQFT/ UNIT	WEIGHT/ LAYER	WEIGHT/ PALLET
 4 x 12 x 8	JAX, ZH	-	-	-	120	-	-	-	-	-	-	3600

NOTE: SOLD BY SINGLE PIECE ONLY

 WESTON STONE 3-PIECE	PLANT LOCATION	SQFT/ PALLET	SQFT/ LAYER	LAYER/ PALLET	UNITS/ PALLET	UNITS/ LAYER	LNFT/PALLET (SOLDIER)	LNFT/PALLET (SAILOR)	UNITS/ SQFT	SQFT/ UNIT	WEIGHT/ LAYER	WEIGHT/ PALLET
 4 x 8 / 5 x 8 4 x 12 / 9 x 8 4 x 16 / 13 x 8	ZH	42	-	4	42 Each/ 126 Total	-	-	-	-	Small .22 Med .33 Lg .45	-	3300



NOTE: SOLD BY FULL PALLET ONLY

 WESTON STONE UNIVERSAL	PLANT LOCATION	SQFT/ PALLET	SQFT/ LAYER	LAYER/ PALLET	UNITS/ PALLET	UNITS/ LAYER	LNFT/PALLET (SOLDIER)	LNFT/PALLET (SAILOR)	UNITS/ SQFT	SQFT/ UNIT	WEIGHT/ LAYER	WEIGHT/ PALLET
 4 x 12 x 8	JAX, ZH	42	-	-	120	-	-	-	-	.34	-	3600



NOTE: SOLD BY SINGLE PIECE ONLY

## ACCESSORIES


### PALLET INFORMATION / ESTIMATING CHART

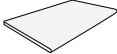
 BULLNOSE COPING	PLANT LOCATION	SQFT/ PALLET	SQFT/ LAYER	LAYER/ PALLET	UNITS/ PALLET	UNITS/ LAYER	LNFT/PALLET (SOLDIER)	LNFT/PALLET (SAILOR)	UNITS/ SQFT	SQFT/ UNIT	WEIGHT/ LAYER	WEIGHT/ PALLET
 4 x 9 x 2 3/8	WPB, HC, LA, JAX	-	-	8	336	-	-	-	-	-	-	2028

ALSO AVAILABLE IN OCEANSIDE

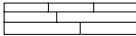
 FOUNTAINHEAD COPING	PLANT LOCATION	SQFT/ PALLET	SQFT/ LAYER	LAYER/ PALLET	UNITS/ PALLET	UNITS/ LAYER	LNFT/PALLET (SOLDIER)	LNFT/PALLET (SAILOR)	UNITS/ SQFT	SQFT/ UNIT	WEIGHT/ LAYER	WEIGHT/ PALLET
 4 x 9 x 2 3/8 4 inch drop	WPB	-	-	5	90	-	-	-	-	-	-	315



<b>SEVILLE COPING</b>		PLANT LOCATION	SQFT/PALLET	SQFT/LAYER	LAYER/PALLET	UNITS/PALLET	UNITS/LAYER	LNFT/PALLET (SOLDIER)	LNFT/PALLET (SAILOR)	UNITS/SQFT	SQFT/UNIT	WEIGHT/LAYER	WEIGHT/PALLET
	4 x 9 x 1 <sup>3</sup> / <sub>16</sub> 2 <sup>1</sup> / <sub>2</sub> inch drop	HC, WPB	-	-	8	336	-	-	-	-	-	-	2028

<b>UNICO STEP/COPING</b>		NOMINAL SIZE	LBS/BOX	PIECES/BOX	BOXES/PALLET	SQFT/PALLET	SQFT/BOX	LBS/PALLET
	12.99 x 23.54 x 3/4	13 x 24	52	3	40	254.82	6.37	2080

ALLOW FOR ADDITIONAL LEAD-TIME

<b>VENEER</b>		NOMINAL SIZE	LBS/BOX	PIECES/BOX	BOXES/PALLET	SQFT/PALLET	SQFT/BOX	LBS/PALLET
	4.13 x 17.72	4 x 18	34.72	14	55	390.7	7.1	1900

ALLOW FOR ADDITIONAL LEAD-TIME



# NOTES























# NOTES
















# PRODUCT INDEX






## PAVERS

 Appian-Stone®.....	<b>42</b>
 Aqualine®.....	<b>54</b>
 Belgian Cobble®.....	<b>40</b>
 Cambridge Cobble®.....	<b>44</b>
 Catalina™.....	<b>34</b>
 Catalina Grana®.....	<b>26</b>
 City Series.....	<b>46</b>
 Clay Paver.....	<b>47</b>
 Eco Holland.....	<b>55</b>
 Holland Stone.....	<b>48</b>
 Lafitt® Grana Slab.....	<b>28</b>
 Lafitt® Rustic Slab.....	<b>36</b>
 Mega-Arbel®.....	<b>55</b>
 Mega-Bergerac®.....	<b>41</b>
 Mega-Cambridge™.....	<b>50</b>
 Melville™ Plank.....	<b>30</b>
 Moduline Series®.....	<b>32</b>
 Oceanside.....	<b>52</b>
 Old World Paver™.....	<b>53</b>
 Turfstone™.....	<b>56</b>

## PORCELAIN

 Ardesie.....	<b>60</b>
 Glocal.....	<b>61</b>
 Lagoon.....	<b>62</b>
 Mashup.....	<b>64</b>
 Noon.....	<b>64</b>
 Norr.....	<b>66</b>
 Officine.....	<b>67</b>
 Porcelain Veneer.....	<b>74</b>
 Quarziti 2.0.....	<b>60</b>
 Rail.....	<b>70</b>
 Silverlake.....	<b>71</b>
 Unico.....	<b>76</b>
 Verona™.....	<b>72</b>





## WALLS

 Belair Wall® 2.0.....	<b>80</b>
 Castlemanor®.....	<b>83</b>
 Castlemanor® Grana.....	<b>82</b>
 Diamond® Series.....	<b>82</b>
 Easton Stone™.....	<b>85</b>
 Weston Stone™.....	<b>82</b>

## FIRE FEATURES

 Bordeaux™ Series.....	<b>90</b>
 Brighton™ Series.....	<b>92</b>
 Bristol™ Series.....	<b>91</b>
 Easton Stone™ Fire Pit Kit....	<b>95</b>
 Weston Stone™ Fire Pit Kit....	<b>93</b>
 Weston Stone™ Kits.....	<b>94</b>

## ACCESSORIES

 Bullnose Coping.....	<b>98</b>
 Fountainhead Coping.....	<b>99</b>
 Oceanside Coping.....	<b>100</b>
 Seville® Coping.....	<b>101</b>

## COLLECTIONS LEGEND

	<b>Metropolitan Collection</b>
	<b>Natural Collection</b>
	<b>Heritage Collection</b>
	<b>Legacy Collection</b>
	<b>Environmental Collection</b>
	<b>Porcelain Collection</b>



# PEACE OF MIND, GUARANTEED

## LIFETIME TRANSFERABLE LIMITED WARRANTY

Oldcastle® APG, Inc. ("Belgard") is proud to inform you that all of our interlocking concrete paver and retaining walls ("Products") meet and/or exceed the requirements of ASTM C-936 and ASTM C-1372. Belgard® guarantees its Products against these standards for the lifetime of the Product defined by ICPI. This guarantee does not apply to splitting, chipping or other breakage that could be caused by impact, abrasion or overloading. This warranty is transferable. The original proof of purchase is required.

This warranty is only valid if the material is installed under the guidelines of the ICPI ([www.ICPI.org](http://www.ICPI.org)), The NCMA ([www.ncma.org](http://www.ncma.org)) or the Belgard Installation Guideline Manual. Improper installation voids this warranty. This warranty is for residential applications only and does not apply to commercial applications. It is recommended that the job be installed by a Belgard Preferred Contractor who provides a guaranty of their workmanship for a minimum of 3 years from the date of install. For warranty service, contact Belgard at 1-877-BELGARD. A service representative will investigate your claim within 10 business days. If the Belgard product fails to meet the specifications, Belgard will replace the defective product at no charge. Color matching cannot be guaranteed. Belgard will not be responsible for any replacement labor, consequential damages or incidental damages. This warranty gives you specific legal rights, and you may also have other rights which vary from state to state. Some states do not allow for the exclusion or limitation of incidental or consequential damages, so the above limitation or exclusion may not apply to you. All other warranties, express or implied are waived.

For specific information regarding warranty coverage and exclusions in regards to the Elements and Porcelain Paver products, please visit: [Belgard.com/Warranty](http://Belgard.com/Warranty)

## STAY CONNECTED

 [OutdoorLivingbyBelgard](#)

 [BelgardHardscapes](#)

 [Belgard](#)

 [BelgardOutdoorLiving](#)

 [Belgard](#)

 [Belgard.com/Blog](#)



### COASTAL LOCATIONS

5959 Soutel Drive  
Jacksonville, FL 32219  
Ph: 904-713-9996  
Fx: 904-713-9985

7167 Interpace  
West Palm Beach, FL 33407  
Ph: 800-226-0004  
Fx: 561-844-5454

2902 Warehouse Road  
Ft. Myers, FL 33916  
Ph: 239-334-8022  
Fx: 239-334-0870

421 Leonard Blvd North  
Lehigh Acres, FL 33971  
Ph: 239-368-9700  
Fx: 239-368-3924

39 West Landstreet Road  
Orlando, FL 32824  
Ph: 800-226-9117  
Fx: 407-851-9316

3302 NE 2nd Street  
Gainesville, FL 32609  
Ph: 352-377-1699  
Fx: 352-377-2604

3749 Copeland Drive  
Zephyrhills, FL 33542  
Ph: 888-321-2354  
Fx: 813-783-2728

28 Gene Hurley Road  
De Funiak Springs, FL  
32435  
Ph: 850-892-5155  
Fx: 850-892-7247

2200 12th Street  
Sarasota, FL 34237  
Ph: 941-957-3933  
Fx: 941-366.1343

325 North Street  
Longwood, FL 32750  
Ph: 407-831-1050  
Fx: 407-331-6150

1590 N. Andrews Ave. Ext.  
Pompano Beach, FL 33069  
Ph: 954-972-7400  
Fx: 855-265-5169

8910 North 12th Street  
Tampa, FL 33604  
Ph: 800-356-7283  
Fx: 813-933-4914

5603 Anderson Road  
Tampa, FL 33614  
Ph: 813-886-7761  
Fx: 813-886-8822

1980 Marley Drive  
Haines City, FL 33844  
Ph: 863-421-7422  
Fx: 863-421-1250

### SHOWROOMS

6187 Shirley Street  
Naples, FL 34109  
Ph: 239-633-2596  
By appointment only

2874 NW 79 Ave.  
Doral, FL 33122  
Ph: 305-216-0947  
By appointment only





**BELGARD**  
PAVES THE WAY

© Copyright 2021 Oldcastle APG, Inc. All Rights Reserved. BEL20-427

**BELGARD.COM**

PICTURED ON THE COVER:  
MODULE LINE SERIES® WITH CATALINA GRANA® BORDER