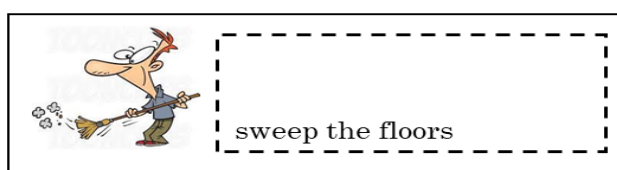
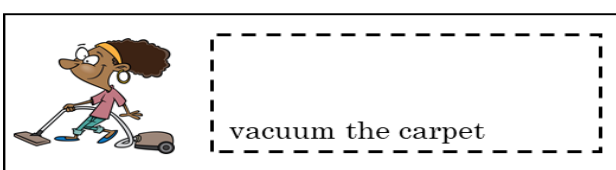
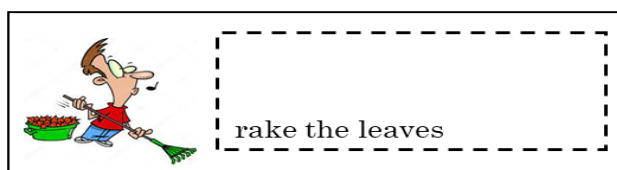
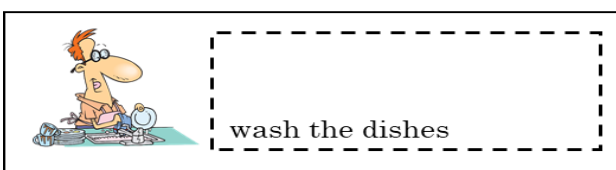
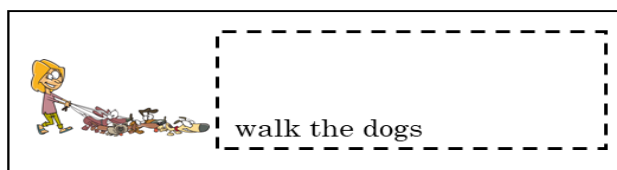
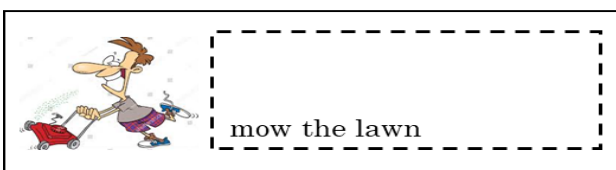
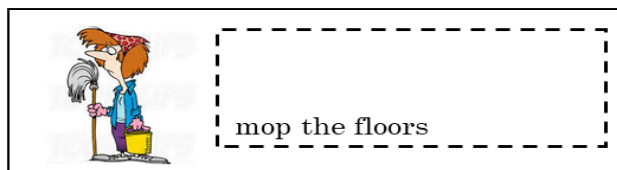
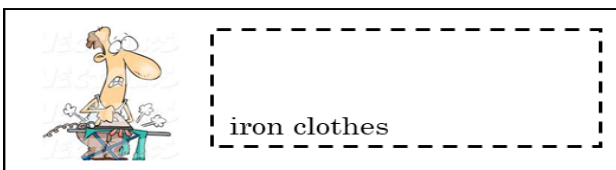
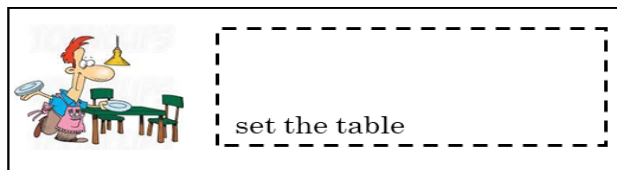
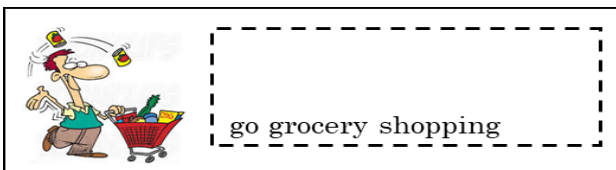
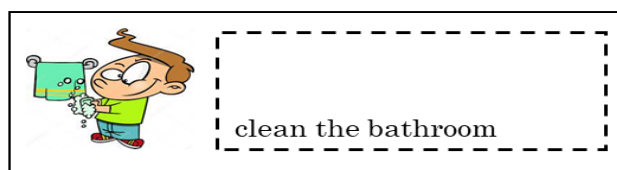
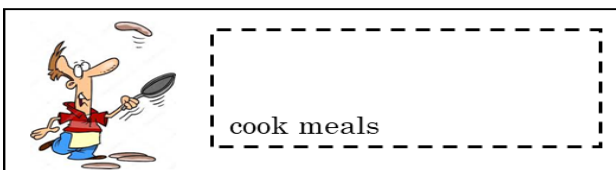
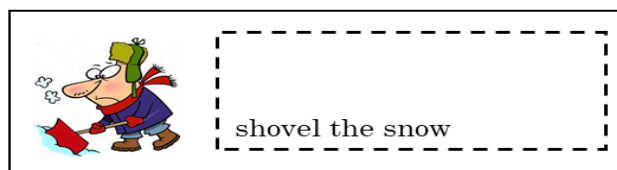
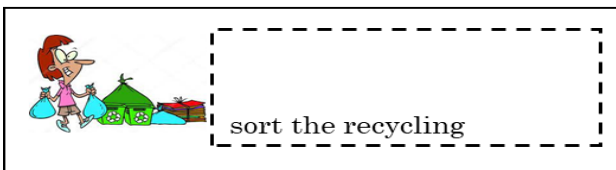
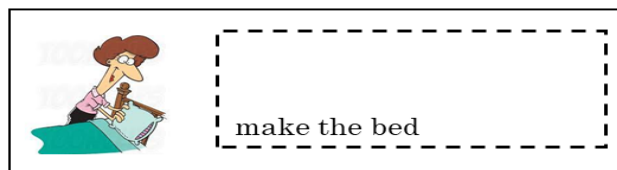
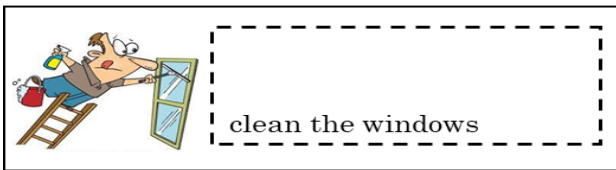
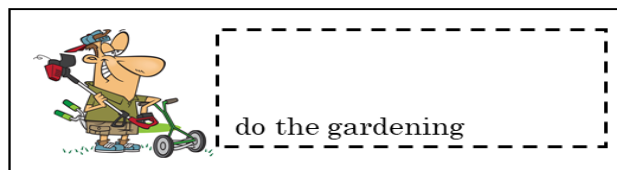
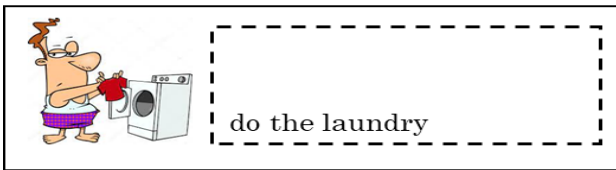
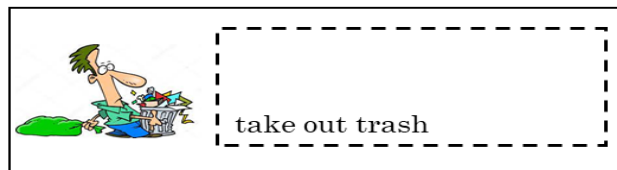























## Guesting and Tenancy – Cleaning and Hygiene

Subject/Topic	<b>Cleaning Fill in the Blanks Activity Sheet</b>
General Description	This activity sheet introduces learners to English terms about household chores.
Objectives of lesson	At the end of this lesson the learner will have practiced their English while naming various aspects of household cleaning
Timing	30 minutes
Resources	Activity sheet, pencil or pen.
Comments, notes, instructions	<ol style="list-style-type: none"> <li>1. Provide learner with activity sheet.</li> <li>2. Read the name for each pictogram in English and ask the learner to repeat.</li> <li>3. On page 2 activity sheet, have the learner copy the name of the chore into the square provided.</li> </ol>

# Answer key



# The House—Cleaning Fill in the Blanks Activity Sheet

 d _ _ t _ _ f _ _ _ _ _	 t _ _ o _ _ t _ _ _ _
 d _ t _ _ l _ _ _ _ _	 d _ t _ _ g _ _ _ _ _
 c _ _ _ _ t _ _ w _ _ _ _ _	 m _ _ _ t _ _ b _ _
 s _ _ _ t _ _ r _ _ _ _ _	 s _ _ _ _ t _ _ s _ _ _ _
 c _ _ _ m _ _ _ _ _	 c _ _ _ _ t _ _ b _ _ _ _ _
 g _ _ g _ _ _ _ s _ _ _ _ _	 s _ _ t _ _ t _ _ _ _ _
 i _ _ _ c _ _ _ _ _	 m _ _ t _ _ f _ _ _ _ _
 m _ _ t _ _ l _ _ _ _ _	 w _ _ _ t _ _ d _ _ _ _ _
 w _ _ _ t _ _ d _ _ _ _ _	 r _ _ _ t _ _ l _ _ _ _ _
 v _ _ _ t _ _ c _ _ _ _ _	 s _ _ _ t _ _ f _ _ _ _ _