

Instructional strategies

Demonstrations



Audience, objectives, and outcomes

Audience

Subject matter experts taking a course on instructional strategies in preparation to become facilitators.

Objectives

By the end of this micro-learning participants will be able to:

- State factors and their aspects that need to be considered when using demonstration as an instructional strategy.
- Interpret factors and aspects to incorporate into their practice when using demonstrations.

Outcomes

By the end of this micro-learning participants will be able to:

- Use practical factors and aspects to develop effective demonstrations.
- Plan, design, organize, and implement sequencing of demonstrations.

How to create a
Moscow Mule



Video demonstration



What is used to make a Moscow Mule?

- Vodka
- Ice
- Gin
- Glass mug
- Lime
- Copper mug
- Sugar syrup
- Mint



Answer

Sample quiz question based on video

What is used to make a Moscow Mule?

- Glass mug
- Gin
- Mint
- Sugar syrup
- Copper mug
- Lime
- Ice
- Vodka



What is used to make a Moscow Mule?

Glass mug

Gin

Mint

Sugar syrup

Copper mug

Lime

Ice

Correct

That's right! You chose the correct response.



Incorrect

You did not choose the correct response. Please try again.

You have

`:/ANSWER_ATTEMPTS:/`

attempt left.



Incorrect

Sorry, you did not
choose the correct
response.



Sample quiz question

Arrange the following steps in the correct sequence.

1. Pour ginger beer into mug and mix with spoon.
2. Pour 1/2 ounce of lime juice over ice.
3. Fill the copper mug halfway with ice.
4. Place lime wedge garnish on mug.
5. Pour 2 ounces of vodka.




Answer

Sample quiz question

Arrange the following steps in the correct sequence.

1. Fill the copper mug halfway with ice.
2. Pour 2 ounces of vodka.
3. Pour 1/2 ounce of lime juice over ice.
4. Pour ginger beer into mug and mix with spoon.
5. Place lime wedge garnish on mug.



Factors to consider when
performing demonstrations

Guess how many things went wrong in the video demonstration?

8

16

10

Answer

Guess how many things went wrong in the video demonstration?

16

8

10

There are three main factors to consider when performing a demonstration.

- Presentation
- Technical
- Methodology

Presentation



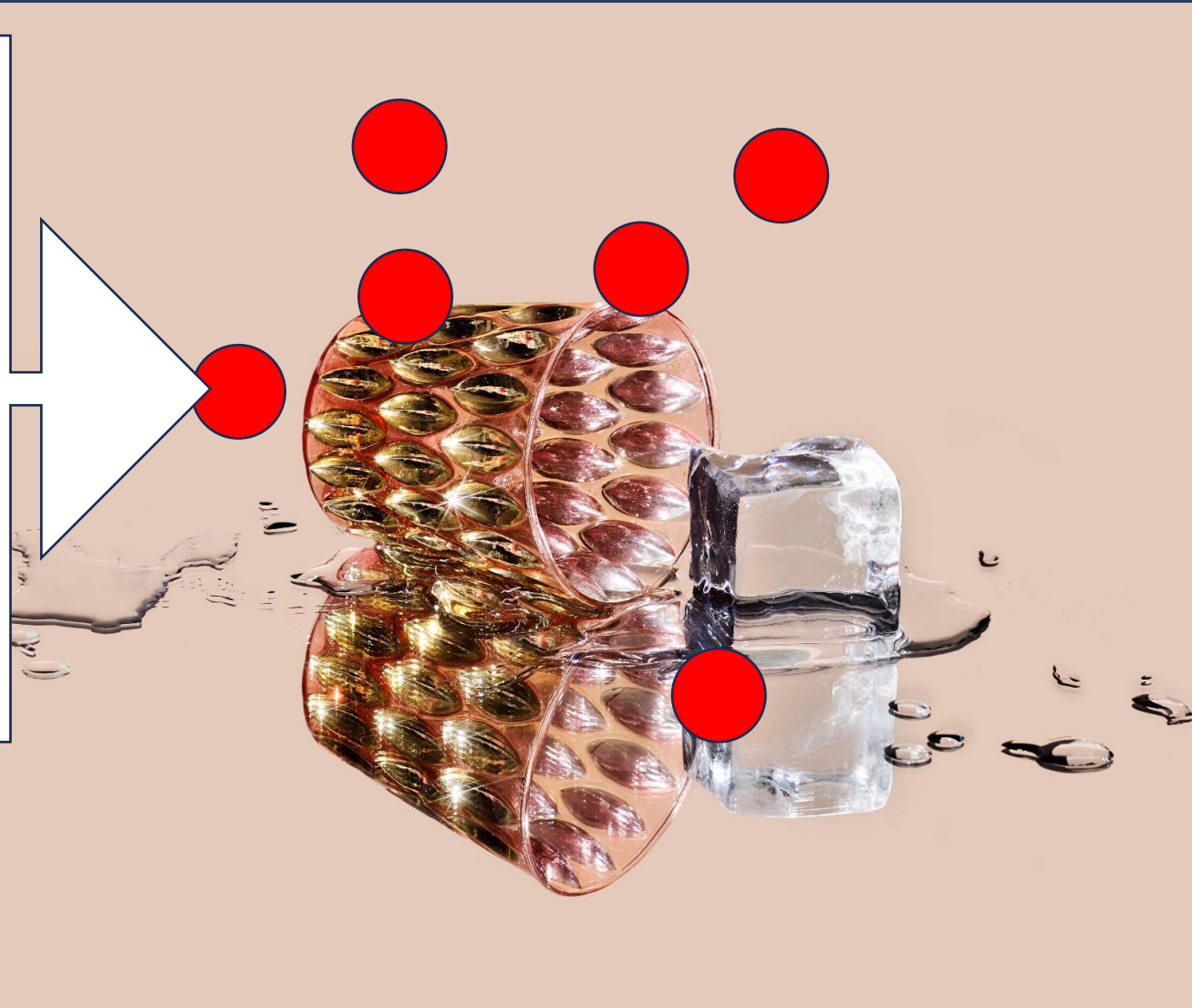
Click on a hotspot to learn about presentation aspects



Click on a hotspot to learn about presentation aspects

Script

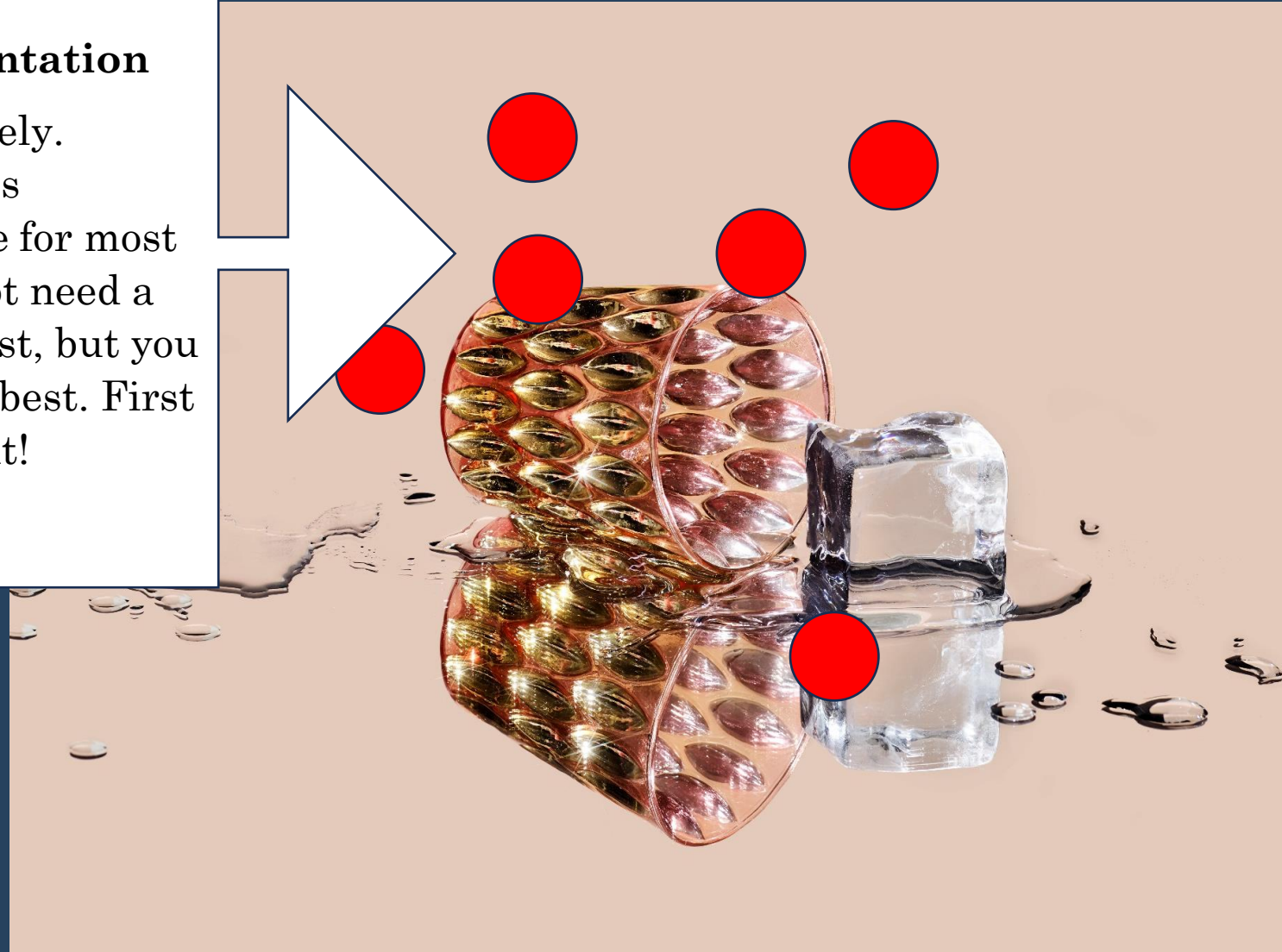
Scripts can be developed when you are action mapping or sequencing your demonstration. Scripts can help you to maintain focus and avoid filler words like um.



Click on a hotspot to learn about presentation aspects

Personal presentation

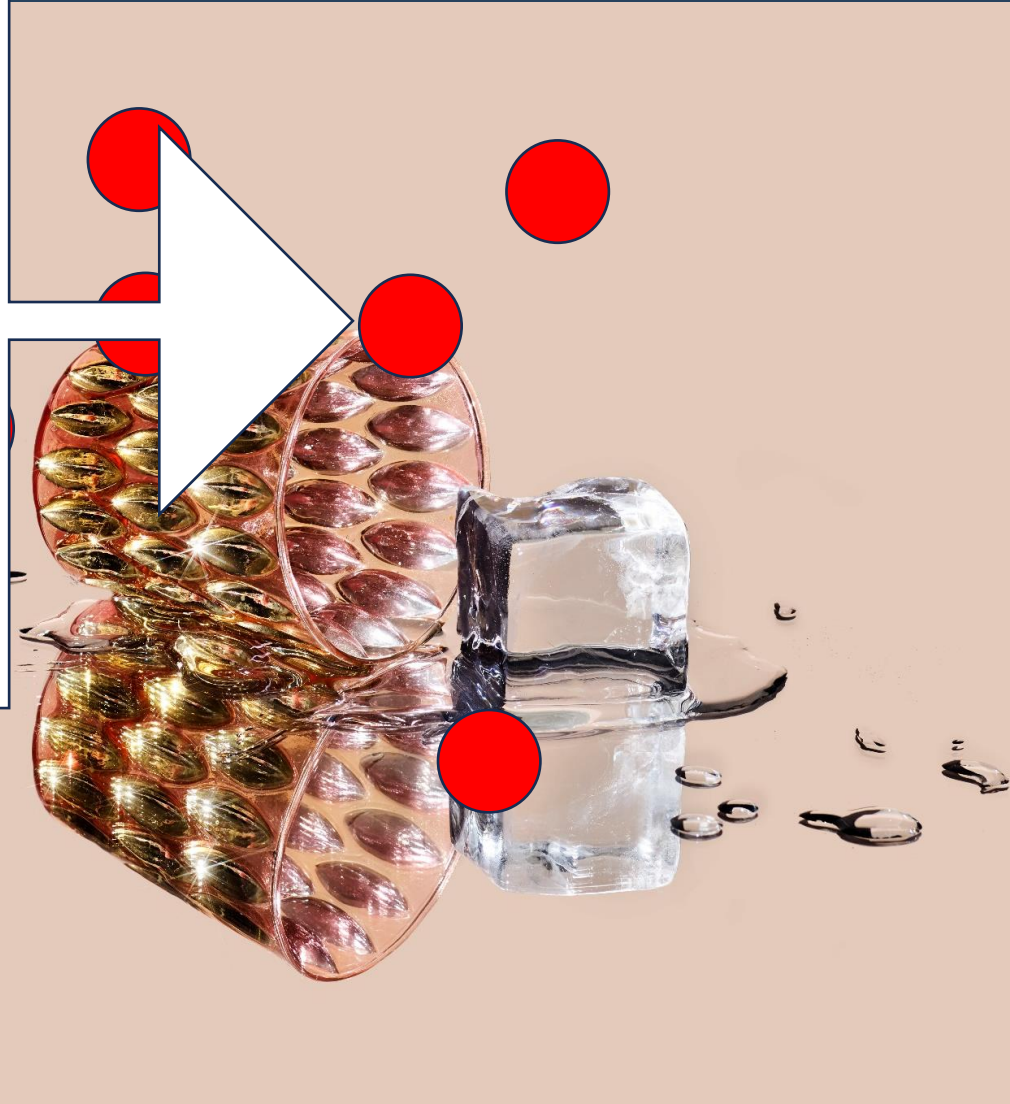
Dress appropriately.
Business casual is normally suitable for most videos. You do not need a professional stylist, but you should look your best. First impressions count!



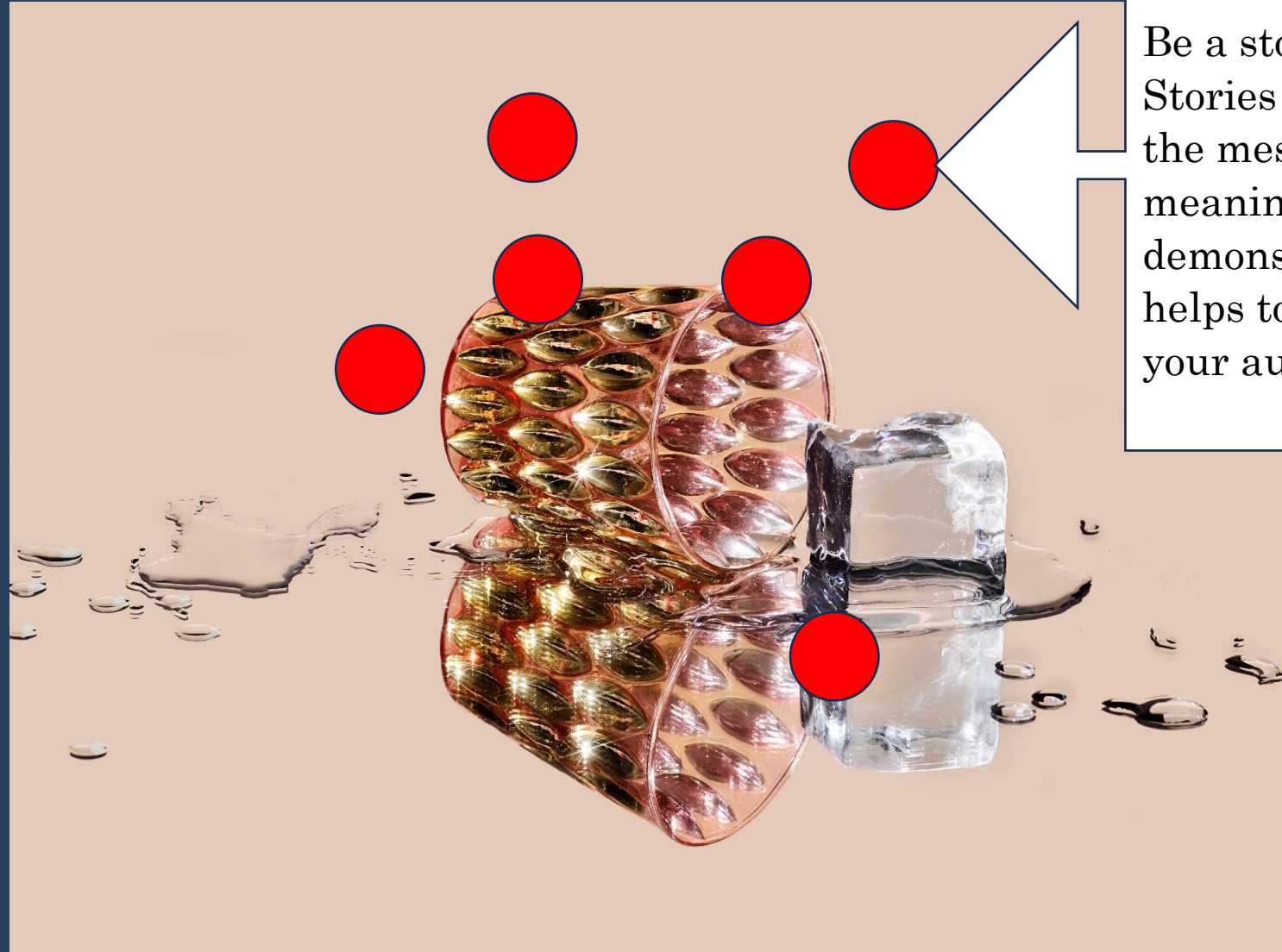
Click on a hotspot to learn about presentation aspects

Attitude

Smile! A smile can help you connect with your audience.



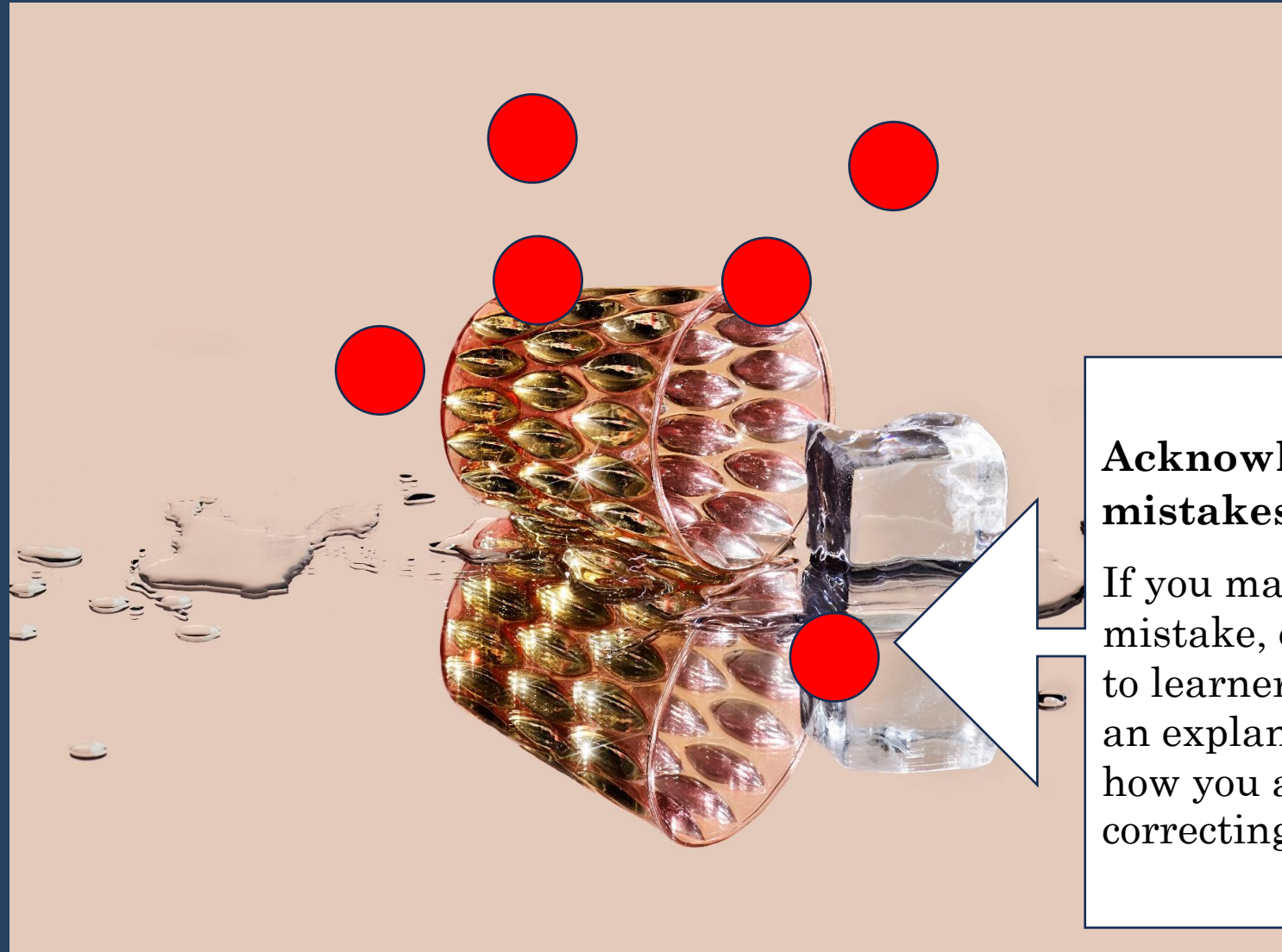
Click on a hotspot to learn about presentation aspects



Storytelling

Be a storyteller. Stories can support the message and meaning of your demonstration which helps to connect with your audience.

Click on a hotspot to learn about presentation aspects



Acknowledge mistakes

If you make a mistake, explain this to learners. Provide an explanation of how you are correcting it.

Technical



Quality

You need a professional video camera.

True

False

Answer

Survey

Quality


You need

True

False

Correct

Not necessarily. As long as you have excellent resolution and sound quality, you can use your cellphone video app.



Ability

You should hire a professional videographer.

True

False

Answer

Ability

You sh

True

False

Correct

Not necessarily. Just ensure that whoever is doing the filming is competent. You might want to use a tripod to hold your phone to eliminate shakiness.



er.

Lighting

You need to use a professional lighting set up.

True

False

Answer

Lighting

You need

True

False

Correct

Not necessarily. Professional lighting is great but expensive. You can always use multiple lighting sources instead. Just make sure that the subject of the demonstration is well light.



up.

Movement

You should move around to make the video more dynamic and interesting.

True

False

Answer

Mover

You should
more of

- True
- False

Correct

That's right! You chose the correct response. You should try to stay in frame. Move around as little as possible. The focus should be on the demonstration actions.



Methodology



Move the slider to learn more about methodology



Overview

Provide an overview of the steps before you begin your demonstration.

Move the slider to learn more about methodology



List

List the supplies you will be using exactly.
Include measurements and descriptions
whenever possible.

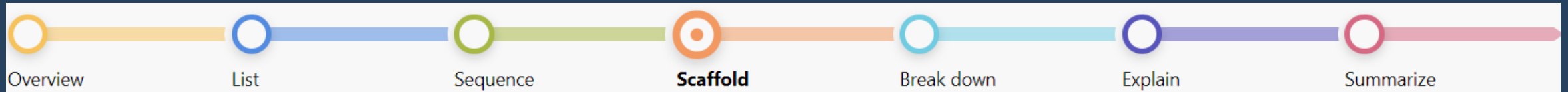
Move the slider to learn more about methodology



Sequence

Ensure you utilize the correct sequencing. Is it organized, logical and methodical. This is perhaps the most important aspect. If not done correctly, it can lead to confusion and frustration on the part of the learner.

Move the slider to learn more about methodology



Scaffold

Scaffold the sequencing. Move from the easiest step to the most difficult.

Move the slider to learn more about methodology



Break down

Highlight any complicated actions or break them down into smaller steps.

Move the slider to learn more about methodology



Explain

Provide an explanation of the steps as you move through them.

Move the slider to learn more about methodology



Summarize

Summarize the steps at the conclusion of the demonstration.

Now that we have learned about what we need to consider when performing a demonstration, let us take a short quiz to see where we are.

When you are ready, click Begin.



Quiz question 1

How many factors are there to consider when utilizing a demonstration?

Answer

Quiz question 1

How r
when

3

Correct

That's right! You chose
the correct response.



Quiz question 2

Which is the most critical aspect of demonstrations?

- Scaffolding
- Sequencing
- Storytelling
- Movement

Answer

Quiz question 2

Which is

Sequ

Move

Scaff

Story

Correct

That's right! You chose the correct response.



Quiz question 3

Which are aspects of the presentation factor? Select one or more correct answers:

Personal presentation

Script

Attitude

Acknowledge mistakes

Lighting

Camera angle

Storytelling

Answer

Quiz question 3

Which are asp

Correct



Answers:

Personal

Script

Attitud

Acknow

Lightin

Camera

Storyte

That's right! You chose
the correct response.



Quiz question 4

Drag and drop the aspects of the technical factor onto the camera.


Ability

Lighting

Quality

Editing

Movement



Production


Video app

Software

Answer

Quiz question 4

Drag and drop the aspects of the technical factor onto the camera.



Production

Video app

Software

Editing

Correct

That's right! You chose the correct response.

Quiz question 5

Match the following items with their descriptions:

Overview

Should be done before you begin your demonstration.

List

You should include measurements and descriptions whenever possible.

Sequence

Make sure it is organized, logical, and methodical.

Scaffold

Move from the easiest step to the most difficult.

Answer

Match the following items with their descriptions:

List

You should include measurements and descriptions whenever possible.

Sequence

Make sure it is organized, logical, and methodical.

Overview

Should be done before you begin your demonstration.

Scaffold

Move from the easiest step to the most difficult.



Congratulations, you passed!

Your Score: %AWARDED_PERCENT%% (%AWARDED_SCORE% points)

Passing Score: %PASSING_PERCENT%% (%PASSING_SCORE% points)

[Review Quiz](#)





Sorry, you did not pass.

Your Score: %AWARDED_PERCENT%
(%AWARDED_SCORE% points)

Passing Score: %PASSING_PERCENT%
(%PASSING_SCORE% points)

[Review Quiz](#)

