

Guesting and Tenancy – Garbage and Recycling

Topic	Sorting Quiz Activity Sheet
Description	This activity sheet has been designed to build upon the knowledge base of learners regarding garbage and recycling. The activity can also be used as a review throughout the action learning plan.
Objectives	At the end of this lesson the learner will have expanded or reinforced their knowledge base around common garbage and recycling items.
Timing	30 minutes
Resources	Activity sheet, pen or pencil.
Instructions	<ol style="list-style-type: none"> 1. Provide the learner with the activity. 2. Allow time for learner to place the correct bin number beside each item. If the item can not be put into a bin, they should put an X in the square. <p>Suggested supplemental activities:</p> <ul style="list-style-type: none"> • Ask the learner if they are familiar with this item from their home country? • Ask the learner if they are familiar with garbage and recycling. • Discuss with the learner how they are used to dealing with garbage and recycling in their country. • Discuss with the learner how in Canada landlords expect tenants to be able to sort and dispose of garbage and recycling. • Review Waterloo Region’s pictogram poster on “How to sort your waste” • Go on-line and watch the City of Toronto “Bad Things Happen” recycling videos • https://www.youtube.com/watch?v=nAZOskWrR0I • https://www.youtube.com/watch?v=0S3r3UT0HAK • https://www.youtube.com/watch?v=KPRUDuCA_pE • Go on-line and play the Region of Waterloo Waste Game at • https://regionofwaterlooon.recycle.game/ • Go on-line and support the learner in learning how to navigate the Region of Waterloo Waste Whiz at • https://www.regionofwaterloo.ca/en/living-here/the-waste-whiz.aspx# • Go on-line and take a virtual tour of Nyle Ludolph Materials Recycling Centre.
Associated Lesson Plans	<ol style="list-style-type: none"> 1. Sorting Match Activity Sheet GTGR3 2. Sorting Word Search Activity Sheet GTGR4 3. Sorting Vocabulary Review Activity Sheet GTGR5 4. Sorting Picture Dictionary Activity Sheet GTGR2 5. Sorting Crossword Activity Sheet GTGR6

Answer key on reverse

Answer key

Empty aluminum cans – 2

Paper – 3

Plastic shopping bags – 3

Fruit and vegetables – 1

Egg cartons – 2

Empty Styrofoam containers – 4

Leaves – X (part of yard waste program)

Cardboard – 2 Empty cereal boxes – 3

Egg shells – 1

Bread – 1

Empty milk cartons – 2

Empty aerosol cans – 2

Dirty diapers – X (should be placed in a separate clear plastic bag)

Glass – X (should be put into a bag or box and marked broken glass or sharp object)

Junk mail - 4





Empty pizza boxes – 3





















Grass trimmings – X (part of yard waste program)

Empty plastic bottles – 2

Bones – 1

Sorting Activity Sheet

			
compost/green bin	blue bin	gray bin	garbage bin

			
empty Styrofoam containers	fruit and vegetable scraps	glass	plastic shopping bag
			
cardboard box	dirty diapers	egg carton	empty pizza box
			
		junk mail	empty cereal box
			
grass trimmings	empty aluminum cans	empty milk carton	paper
			
leaves	empty plastic bottle	empty aerosol can	eggshell