


J. Lane Smith Designs, LLC


Feng Shui | The Rough Sketch


Feng Shui | The Rough Sketch

Draw an outline of the subject space and write in the measurements of the walls, wall breaks, and architectural features such as doors and windows. Additional pages may be attached to the submission should more space be needed.

For a step by step guide on collecting measurements and drawing a rough sketch, see **Feng Shui | The Rough Sketch (A Guide)** at jlanesmith.com/feng-shui-rough-sketch.







Feng Shui | The Next Steps

Once your rough sketch is completed, please return to jlanesmith.com/feng-shui-consultation for a guide as to the next steps in the consultation process.



Submit your rough sketch online at jlanesmith.com/feng-shui-consultation.



Once submitted, please allow up to 3 business days for confirmation by email that everything necessary to begin your personalized project proposal was received.

All correspondence is sent by email. Lest we land in your junk folder, please save jls@jlanesmith.com to your contacts list.

