

2021 Fall Product Catalog

AMERICAN TOWING & RECOVERY INSTITUTE



Rim Slings Page 40-41



Lasso Straps pg 69
8 Point Tie Down pg 58-64



Quick Connect Air Fitting Kit
Page 83



Domestic & Import Snatchblocks
Page 51-54



Outrigger Ultra Plastic Pads
Page 87



American Steel Made in USA
High Stands & Receivers
Page 73-78



Low Profile Exotic Car/Tesla Strap
Page 29



Grade 100 Gunnebo Johnson Blue
Powder Coated Chain Assemblies
Page 5-10



V Chains 21-23

WWW.AMTOWRI.ORG

(910) 747-9000

PO Box 007 Wade NC 28395

sales@americantowingandrecoveryrinstitute.org

We Carry the Following Quality Manufacturers of Products:



Thank you to our Sponsors:

PLATINUM LEVEL SPONSORS



GOLD LEVEL SPONSORS:



SILVER LEVEL SPONSORS:



TABLE OF CONTENTS

Chain, Hooks, Assemblies

Grade 100 Chain Assemblies

Foundry Hook Assemblies.....	5-6
Twist Lock Cradle Grab Hook on Each End	7
SSG – Grab Hook on One End, Sling on Other	8
Miller Frame Hook Chain	9
2 Legged Bridles	10
Sea Container Drag Chain	10
Winching Chain	11

Chain Binder	12-13
---------------------------	--------------

Grade 100 Chain Hooks	14-17
------------------------------------	--------------

Grade 100 Chain by the Foot	18
--	-----------

Grade 80	19-21
-----------------------	--------------

Grade 70	22-33
-----------------------	--------------

Recovery Straps, Shackles, Round Slings & Rim Slings

Recovery Straps

Cordura 2 Ply	34-35
2 Ply	36
Single Ply	37

Alloy Web Shackles	38
---------------------------------	-----------

Standard Screw Pin/Bow Shackles

Alloy Steel Pin Anchor Shackles	39-40
Carbon Steel	40

Rim Sling	41-42
------------------------	--------------

Round Sling

Import	43-44
Domestic	45

Winch/Cable Line

Steel Core	46-47
------------------	-------

Fiber Core	49
------------------	----

Synthetic	51
-----------------	----

Snatch Blocks

Domestic	52-54
----------------	-------

Import	55
--------------	----

Towing Items

Light Duty Towing

Skates	56-59
Carrier Tie Downs	60-65
Ratchets	66-68
1 Ply Straps	69-72
Lock Out Tools	73

Heavy Duty Towing

Chain Forks & Receivers	74-79
Mat Jack	80

Miscellaneous Items	81-88
----------------------------------	--------------

Rotator Recovery Specialty Items	89
---	-----------

Lighting

Heavy Duty Wireless Tow Lights.....	91-92
--	--------------

Light Duty Wireless Tow Lights	93-94
---	--------------

Wired Tow Lights	95
-------------------------------	-----------

Tow Truck Continuing Education

Classes Offered	96
------------------------------	-----------

Current Class Schedule, Class Registration Form.....	97-98
---	--------------

T.C.E.R.T. (Home Study Program), Order	99-100
---	---------------

ATRI Patches, Decals.....	101
----------------------------------	------------

Collectibles, Toys, Ernest Holmes Items

Collectibles

Move Over Slow Down-Uncle Sam Decals.....	102
“Have You Forgotten...” Decals.....	102

Toys

Ernest Holmes Items

Mudflaps	103
Patches	103
Reproduction Installation Manuals.....	104



To promote safety, education, positive public relations and networking within the professional and business minded Towing & Recovery Industry.

We will provide and promote;

- *Live hands-on traditional towing and recovery education seminars held in every state in the Union on a requested and supported basis.*
- *Internet theory sessions and DVD training.*
- *Provide certification on different levels as requested by our members, including "Real Towing & Recovery Certification" and "Day-1 Towing Certification"*
- *Develop and distribute a series of Public Service Announcements promoting issues of common concerns between the motoring public and the professional towing industry.*
- *Exclusive for members; substantial purchase discounts set forth for programs currently set up. If there is an interest, we will move forward with the following programs; health care, diesel fuel & tires. We will need membership numbers & participation to make these programs work.*
- *Exclusive member discounts for business consulting, expert witness, recovery bill mediation or review.*
- *Networking opportunities between members and outside clients, including supporting other towing companies when a natural disaster or large influx of towing work happens in one area.*
- *Developing response teams to help member companies with death-illness- in family situations.*
- *Foster multiple toy gathering events with towing companies United States-wide during holidays.*
- *Overall purpose is to work on common issues of professional and business minded towing companies, working together as a group to make good common sense and dollar and cents!*

Service to others is the rent you pay for your room here on earth.

Membership is \$225.00 per year with many cost savings benefits!

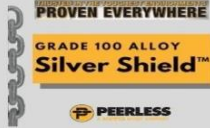
For more information on AT&RI contact us Call: 910 747 9000 Or

Email:info@americantowingandrecoveryinstitute.org


www.americantowingandrecoveryinstitute.org

THE AMERICAN TOWING & RECOVERY INSTITUTE

WE ARE YOUR INSTOCK GRADE 100 HEADQUARTERS



We stock 9/32", 5/16", 3/8", 1/2", 5/8" Chain
Everyday from Top Quality Chain Manufacturers



If you don't see a chain assembly you're looking for, let us know, we make custom chain assemblies
www.amtowri.org (910) 747-9000

Understanding Grade 100 Hooks and Connectors

"Perfection is not attainable, but if we chase perfection, we can catch excellence."

Our current house brand of grade 100 hooks, fittings, connectors and oblong is Yoke. These products are coming from their master distributor BA products, as well as a few other sources. Yoke is high quality "domestic grade" which happens to be made in Taiwan.

We also buy direct from Peerless Chain, which carries high quality American and Italian grade 100 hooks, fittings, connectors and oblong.

We have a source for Crosby which is high quality but expensive products (we stock a little of this). Most hooks are named after the connection to the chain, and then the type of hook.

Grade 100 Powder Coated Chain

We stock grade 100 powder coated chain as well as hooks, connectors, oblongs rings, certification tags, etc. in the follow sizes; 9/32", 5/16", 3/8", 1/2" & 5/8".

We have two sources for powder coated grade 100 chain; (A) blue from Gunnebo-Johnson, and (2) Hi-Viz from Laclede Chain, an American company from the mid-west.

We currently have 9/32" and 1/2" blue powder coated, the remainder of the sizes are Hi-Viz. (5/16", 3/8", and 5/8").

The powder coating does not affect the strength of the chain; however, it makes the inspection process much easier!

If you insist on black unfinished chain, we can get it from the factory, but it takes a lot longer. Right now, we can get most chain orders out in 1-3 days. The factory is at 2-3 weeks.

If you have any questions, don't hesitate to call our office (910) 747-9000 or email info@americantowingandrecoveryinstitute.org.

American Towing & Recovery Institute



GRADE 100 FOUNDRY HOOK ASSEMBLIES

Grade 100 Chain – Oblong Ring with 2 Short Legs & Grab Hooks on Each Leg

Part #	Description	Non Member	Member	WLL	Weight
G10-12FGO-WILBURN	1/2"	\$309.17 ea*	\$266.84 ea*	26,000 lbs	18 lbs
G10-58FGO-WILBURN	5/8"	\$506.42 ea*	\$437.09 ea*	39,100 lbs	19 lbs



We use an oversized Oblong so both hooks can be used at once and stay within working load limit. This assembly has been custom created by Wes because it is most versatile.

Grade 100 Gunnebo Grabiq Chain –

Oblong Ring with 2 Short Legs & Grab Hooks on Each Leg

Part #	Description	Non Member	Member	WLL	Weight
Q10-12fh1	1/2" x 1'	\$248.08 ea*	\$216.85 ea*	15,000 lbs	16 lbs
Q10-12fh3	1/2" x 3'	\$272.83 ea*	\$241.85 ea*	15,000 lbs	22 lbs
Q10-58fh1	5/8" x 1'	\$388.12 ea*	\$337.72 ea*	22,600 lbs	28 lbs
Q10-58fh3	5/8" x 3'	\$418.12 ea*	\$387.72 ea*	22,600 lbs	32 lbs



Q10-12FH1 & Q10-12FH3
Hi-Viz Oblong Ring



Q10-58fh1 & Q10-58FH3
Blue Powder Coated Oblong Ring

Grade 100 Galvanized Chain –

Oblong Ring with 2 Short Legs & Grab Hooks on Each Leg

Part #	Description	Non Member	Member	WLL	Weight
GAL10-12FH1	1/2" x 1'	\$255.09 ea*	\$223.85 ea*	15,000 lbs	16 lbs
GAL10-12fh3	1/2" x 3'	\$279.83 ea*	\$248.85 ea*	15,000 lbs	22 lbs



GAL10-12fh1 & GAL10-12fh3
Hi Viz Oblong

***FREE SHIPPING TO US, HAWAII, PUERTO RICO & VIRGIN ISLAND ADDRESSES ONLY!**

GRADE 100 CHAIN ASSEMBLIES

GRAB HOOK ON EACH END

These grade 100 chain assemblies are available in cradle/shoulder or non-cradle/non-shoulder grab hooks.

Cradle/Shoulder



Non Cradle/
Non Shoulder



Grade 100 Chain Assembly with Grab Hooks – 10 foot Chain

Part #	Description	Chain Color Available	Non Member	Member	WLL	Weight
G10-51610sgg	5/16" x 10'	Black, Hi Viz, Blue	\$165.38 ea*	\$144.11 ea*	5700 lbs	13 lbs
G10-3810sgg	3/8" x 10'	Black, Galvanized, Hi Viz	\$194.95 ea*	\$185.50 ea*	8800 lbs	18 lbs
G10-1210sgg	1/2" x 10'	Black, Galvanized, Orange, Blue	\$314.13 ea*	\$274.32 ea*	15000 lbs	32 lbs
G10-5810sgg	5/8" x 10'	Black, Blue, Hi Viz	\$420.12 ea*	\$365.07 ea*	22600 lbs	48 lbs

Grade 100 Chain Assembly with Grab Hooks – 15 foot Chain

Part #	Description	Chain Color Available	Non Member	Member	WLL	Weight
G10-51615sgg	5/16" x 15'	Black, Hi Viz, Blue	\$221.49 ea*	\$205.11 ea*	5700 lbs	18 lbs
G10-3815sgg	3/8" x 15'	Black, Galvanized, Hi Viz	\$255.95 ea*	\$230.31 ea*	8800 lbs	26 lbs
G10-1215sgg	1/2" x 15'	Black, Galvanized, Orange, Blue	\$374.38 ea*	\$332.62 ea*	15000 lbs	45 lbs
G10-5815sgg	5/8" x 15'	Black, Blue, Hi Viz	\$455.37 ea*	\$401.07 ea*	22600 lbs	66 lbs

Grade 100 Chain Assembly with Grab Hooks – 20 foot Chain

Part #	Description	Chain Color Available	Non Member	Member	WLL	Weight
G10-51620sgg	5/16" x 20'	Black, Hi Viz, Blue	\$251.58 ea*	\$219.77 ea*	5700 lbs	23 lbs
G10-3820sgg	3/8" x 20'	Black, Galvanized, Hi Viz	\$269.20 ea*	\$235.92 ea*	8800 lbs	32 lbs
G10-1220sgg	1/2" x 20'	Black, Galvanized, Orange, Blue	\$457.27 ea*	\$399.50 ea*	15000 lbs	58 lbs
G10-5820sgg	5/8" x 20'	Black, Blue, Hi Viz	\$623.31 ea*	\$540.50 ea*	22600 lbs	85 lbs

GRADE 100 CHAIN ASSEMBLIES

TWIST LOCK GRAB HOOK ON EACH END

*These grade 100 chain assemblies are available in **twist lock** cradle/shoulder or **twist lock** non-cradle/non-shoulder grab hooks.*

Twist Lock
Cradle/shoulder



Twist Lock
Non-Cradle/Non-shoulder



Grade 100 Chain Assembly with Twist Lock Grab Hooks – 10 foot Chain

Part #	Description	Chain Color Available	Non Member	Member	WLL	Weight
G10-51610tl	5/16" x 10'	Black, Hi Viz, Blue	\$181.72 ea*	\$159.17 ea*	5700 lbs	13 lbs
G10-3810tl	3/8" x 10'	Black, Galvanized, Hi Viz	\$231.92 ea*	\$203.73 ea*	8000 lbs	18 lbs
G10-1210tl	1/2" x 10'	Black, Galvanized, Orange, Blue	\$364.07 ea*	\$318.33ea*	15000 lbs	32 lbs
G10-5810tl	5/8" x 10'	Black, Blue, Hi Viz	\$504.19 ea*	\$440.51 ea*	22600 lbs	48 lbs

Grade 100 Chain Assembly with Twist Lock Grab Hooks – 15 foot Chain

Part #	Description	Chain Color Available	Non Member	Member	WLL	Weight
G10-51615tl	5/16" x 15'	Black, Hi Viz, Blue	\$237.83 ea*	\$220.17 ea*	5700 lbs	18 lbs
G10-3815tl	3/8" x 15'	Black, Galvanized, Hi Viz	\$268.98 ea*	\$242.22 ea*	8800 lbs	26 lbs
G10-1215tl	1/2" x 15'	Black, Galvanized, Orange, Blue	\$424.32 ea*	\$376.63 ea*	15000 lbs	45 lbs
G10-5815tl	5/8" x 15'	Black, Blue, Hi Viz	\$539.44 ea*	\$476.51 ea*	22600 lbs	66 lbs

Grade 100 Chain Assembly with Twist Lock Grab Hooks – 20 foot Chain

Part #	Description	Chain Color Available	Non Member	Member	WLL	Weight
G10-51620tl	5/16" x 20'	Black, Hi Viz, Blue	\$261.58 ea*	\$231.39 ea*	5700 lbs	23 lbs
G10-3820tl	3/8" x 20'	Black, Galvanized, Hi Viz	\$290.54 ea*	\$252.81 ea*	8800 lbs	32 lbs
G10-1220tl	1/2" x 20'	Black, Galvanized, Orange, Blue	\$495.37 ea*	\$430.02 ea*	15000 lbs	58 lbs
G10-5820tl	5/8" x 20'	Black, Blue, Hi Viz	\$684.19 ea*	\$593.26 ea*	22600 lbs	85 lbs

***FREE SHIPPING TO US, HAWAII, PUERTO RICO & VIRGIN ISLAND ADDRESSES ONLY!**

GRADE 100 CHAIN ASSEMBLIES

GRAB HOOK ON ONE END & SLING HOOK ON OTHER

These grade 100 chain assemblies are available in cradle/shoulder or non-cradle/non-shoulder grab hooks.

Cradle/Shoulder
Grab Hook



Non-Cradle/Non-
Shoulder Grab Hook



Sling Hook



Grade 100 Chain Assembly with Grab Hook on one end & Sling Hook on other – 10 foot Chain

Part #	Description	Chain Color Available	Non Member	Member	WLL	Weight
G10-51610ssg	5/16" x 10'	Black, Hi Viz, Blue	\$165.38 ea*	\$144.11 ea*	5700 lbs	13 lbs
G10-3810ssg	3/8" x 10'	Black, Galvanized, Hi Viz	\$212.60 ea*	\$181.90 ea*	8800 lbs	18 lbs
G10-1210ssg	1/2" x 10'	Black, Galvanized, Orange, Blue	\$314.13 ea*	\$274.32 ea*	15000 lbs	32 lbs
G10-5810ssg	5/8" x 10'	Black, Blue, Hi Viz	\$420.12 ea*	\$370.72 ea*	22600 lbs	48 lbs

Grade 100 Chain Assembly with Grab Hook on one end & Sling Hook on other – 15 foot Chain

Part #	Description	Chain Color Available	Non Member	Member	WLL	Weight
G10-51615ssg	5/16" x 15'	Black, Hi Viz, Blue	\$221.49 ea*	\$205.11 ea*	5700 lbs	18 lbs
G10-3815ssg	3/8" x 15'	Black, Galvanized, Hi Viz	\$255.95 ea*	\$230.31 ea*	8800 lbs	26 lbs
G10-1215ssg	1/2" x 15'	Black, Galvanized, Orange, Blue	\$374.38 ea*	\$332.62 ea*	15000 lbs	45 lbs

Grade 100 Chain Assembly with Grab Hook on one end & Sling Hook on other – 20 foot Chain

Part #	Description	Chain Color Available	Non Member	Member	WLL	Weight
G10-51620ssg	5/16" x 20'	Black, Hi Viz, Blue	\$251.58ea*	\$219.77 ea*	5700 lbs	23 lbs
G10-3820ssg	3/8" x 20'	Black, Galvanized, Hi Viz	\$269.20 ea*	\$235.92 ea*	8800 lbs	32 lbs
G10-1220ssg	1/2" x 20'	Black, Galvanized, Orange, Blue	\$457.27 ea*	\$416.72 ea*	15000 lbs	58 lbs

Miller Frame Hook Chain –Grade 100 1/2” Chain

With choice of either Peerless

Grade 100 Silver Shield Galvanized Chain or Grabiq Blue Powder Coated Chain – Same Price



Features

- Grade 100 Chain – Peerless Galvanized Silver Shield Chain or Grabiq Blue Powder Coated Chain (Available from American Towing & Recovery Institute only)
- Standard Grade 100 1/2” Chain Length is 5 foot, but at ATRI we offer any length.
- Even though any length is an option, below are prices for 5, 10, 15 or 20 foot lengths Trailer Plate & Frame Rail Chain
- Each assembly features a flat throat hook at one end and a grab hook at the other
- Working Load Limit: 15,000 lbs. per assembly

Grade 100 - 5 ft 1/2” Chain with Frame Hook w/ ACL on one end and clevis grab hook on the other

Part #	Description	Non Member	Member
GAL10-MFH5	G100 1/2” 5ft Peerless Galvanized Chain – Frame Hook, ACL & Grab Hook	\$324.75 ea*	\$280.25 ea*
Q10-MFH5	G100 1/2” 5ft Grabiq Blue Powder Coated Chain – Frame Hook, ACL & Grab Hook	\$324.75 ea*	\$288.25 ea*

Grade 100 - 10 ft 1/2” Chain with Frame Hook w/ ACL on one end and clevis grab hook on the other

Part #	Description	Non Member	Member
GAL10-MFH10	G100 1/2” 10ft Peerless Galvanized Chain – Frame Hook, ACL & Grab Hook	\$389.50 ea*	\$332.75 ea*
Q10-MFH10	G100 1/2” 10ft Grabiq Blue Powder Coated Chain – Frame Hook, ACL & Grab Hook	\$389.50 ea*	\$332.75 ea*

Grade 100 - 15 ft 1/2” Chain with Frame Hook w/ ACL on one end and clevis grab hook on the other

Part #	Description	Non Member	Member
GAL10-MFH10	G100 1/2” 10ft Peerless Galvanized Chain – Frame Hook, ACL & Grab Hook	\$454.25 ea*	\$380.25 ea*
Q10-MFH10	G100 1/2” 10ft Grabiq Blue Powder Coated Chain – Frame Hook, ACL & Grab Hook	\$454.25 ea*	\$454.24 ea*

Grade 100 - 20 ft 1/2” Chain with Frame Hook w/ ACL on one end and clevis grab hook on the other

Part #	Description	Non Member	Member
GAL10-MFH20	G100 1/2” 20ft Peerless Galvanized Chain – Frame Hook, ACL & Grab Hook	\$519.00 ea*	\$427.755 ea*
Q10-MFH20	G100 1/2” 20ft Grabiq Blue Powder Coated Chain – Frame Hook, ACL & Grab Hook	\$519.00 ea*	\$427.75 ea*

Frame Hook & Link Only

Part #	Description	Non Member	Member
MFHL	Grade 100 Miller Frame Hook & Link	\$230.50 ea*	\$199.75 ea*



Grade 100 Sea Container Drag Chain

Chain loading bridle for sea containers. Our sea container loading bridle is a safe and secure method of loading containers. Made with dedicated pulling hooks that lock into either the forward or side eye of a sea container for secure attachment and built in shortening hooks for easy adjustment. **Note: Not for overhead lifting**

Part #	Description	Non Member	Member	WLL	Weight
G10-38DC	3/8" x 5'	\$361.45 ea*	\$320.50 ea*	8800 lbs @ 30°	29 lbs
G10-12DC	1/2" x 5'	\$489.18 ea*	\$442.09 ea*	15,000 lbs @ 30°	46 lbs



Grade 100 Container Eye Link

Same time and effort when switching from a traditional hookup on shipping containers to BA Products' time saving hookup featuring standard or web sling container eye link. The container eye link is intended to be used in the corner eyes of shipping containers as an attachment point for rigging to assist in up righting overturned containers. By using a shoulder bolt, nut and in, it becomes a terminal connection.

Part #	Description	Non Member	Member	WLL	Weight
CL-1034	Standard Container Eye Link	\$116.18 ea*	\$100.96 ea*	35,300 lbs	5 lbs
CL-7034	Web Sling Container Eye Link	\$213.76 ea*	\$186.45 ea*	35,300 lbs	7 lbs



Standard Container Eye Link



Web Sling Container Eye Link

GRADE 100 2-LEGGED CHAIN BRIDLES

Grade 100 Chain – Oblong Ring with 2 Short Legs & Grab Hooks on Each Leg



Part #	Description	Non Member	Member	WLL	Weight
G10-38V1	3/8" x 1'	\$172.50 ea*	\$149.95 ea*	15,200 lbs @ 60°	12 lbs
G10-12V1	1/2" x 1'	\$270.50 ea*	\$237.95 ea*	26,000 lbs @ 60°	22 lbs
G10-58V1	5/8" x 1'	\$393.45 ea*	\$366.95 ea*	39,100 lbs @ 60°	34 lbs



Grade 100 – Oblong Ring with 2 Short Legs & Chain Clutch on Each Leg

Part #	Description	Non Member	Member	WLL	Weight
G10-38V1SC	3/8" x 1'	\$299.50 ea*	\$241.50 ea*	15,200 lbs @ 60°*	12 lbs
G10-12V1SC	1/2" x 1'	\$469.75 ea*	\$377.50 ea*	26,000 lbs @ 60°*	22 lbs
G10-58V1SC	5/8" x 1'	\$575.50 ea*	\$495.50 ea*	39,100 lbs @ 60°*	34 lbs

GRADE 100 WINCHING CHAINS

Grade 100 Winching Chain with Chain Clutch

Part #	Description	Non Member	Member	WLL	Weight
G10-12V8SC	1/2" x 8'	\$441.60 ea*	\$381.15 ea*	26,000 lbs @ 60°	48 lbs
G10-12V12SC	1/2" x 12'	\$491.43 ea*	\$424.15 ea*	26,000 lbs @ 60°	58 lbs
G10-38V8SC	3/8" x 8'	\$330.56 ea*	\$232.56 ea*	15,200 lbs @ 60°	45 lbs
G10-38V12SC	3/8" x 12'	\$405.63 ea*	\$307.45 ea*	15,200 lbs @ 60°	55 lbs



Grade 100 Pete Winching Chain with Oblong & Twist Lock Grab Hook

Part #	Description	Non Member	Member	WLL
G10-PWC12	1/2" x 5'	\$275.75 ea*	\$235.61 ea*	26,000 lbs
G10-PWC38	3/8" x 5'	\$190.56 ea*	\$165.50 ea*	8800 lbs



Pete and Wes use this winching chain in classes to attach a recovery strap to a frame along with many other uses. Pete swears by it!

Grade 100 Chains with Clevis Pin Chain Shortening Clutch one End Only

Part #	Description	Non Member	Member	WLL	Weight
G10-38x8Clutch	3/8" x 8'	\$150.65 ea*	\$132.75 ea*	8800 lbs @ 90°	45 lbs
G10-38x12Clutch	3/8" x 12'	\$177.65 ea*	\$156.55 ea*	8800 lbs @ 90°	55 lbs
G10-12x8Clutch	1/2" x 8'	\$237.95 ea*	\$207.75 ea*	15000 lbs @ 90°	48 lbs
G10-12x12Clutch	1/2" x 12'	\$285.50 ea*	\$255.75 ea*	15000 lbs @ 90°	58 lbs
G10-58x8Clutch	5/8" x 8'	\$308.50 ea*	\$278.50 ea*	22600 lbs @ 90°	51 lbs
G10-58x12Clutch	5/8" x 12'	\$372.75 ea*	\$337.50 ea*	22600 lbs @ 90°	62 lbs



GRADE 100 CHAIN & LOAD BINDERS

Grade 100 Quick Binder Plus

Part #	Description	Non Member	Member	WLL	Weight
11-QBDR7100	5/16-3/8"	\$100.38 ea*	\$88.69 ea*	7100 lbs	12 lbs
11-QBDR12	3/8-1/2"	\$119.18 ea*	\$105.19 ea*	12000 lbs	14 lbs
11-QBDR18	1/2-5/8"	\$193.12 ea*	\$176.83 ea*	18000 lbs	18 lbs



Grade 100 Front Axle Chain with Omega Link

Part #	Description	Non Member Price	Member Price	WLL	Weight
GAL-FA386	3/8" x 6'	\$150.80 ea*	\$131.02 ea*	8800 lbs	12 lbs
GAL-FA388	3/8" x 8'	\$169.74 ea*	\$146.74 ea*	15,000 lbs	15 lbs
GAL-FA128	1/2" x 8'	\$229.89 ea*	\$182.55 ea*	15,000 lbs	21 lbs



Grade 100 Front Axle Chain with Omega Link & Quick Binder Packages

Part #	Description	Non Member	Member
G10-FA386KIT	(2) 6' x 3/8" front axle chain w/omega link & (1) quick binder	\$397.29 ea*	\$328.37 ea*
G10-FA126KIT	(2) 6' x 1/2" front axle chain w/omega link & (1) quick binder	\$661.52 ea*	\$579.85 ea*



GRADE 100 CHAIN & LOAD BINDERS

Grade 100 Ratchet Chain Load Binders

Domestic Ratchets

Part #	Description	Non Member	Member	WLL	Weight
11-RTLB-4	5/16-3/8"	\$122.86 ea*	\$108.23 ea*	8800 lbs	13 lbs
11-RTLB-12	3/8-1/2"	\$137.10 ea*	\$120.66 ea*	15000 lbs	14 lbs
11-RTLB-8	1/2-5/8"	\$178.62 ea*	\$156.63 ea*	16000 lbs	16 lbs



Import Ratchets

Part #	Description	Non Member	Member	WLL	Weight
11-RTLB-3	5/16-3/8"	\$61.82 ea*	\$55.41 ea*	6600 lbs	11 lbs
11-RTLB-1	3/8-1/2"	\$67.53 ea*	\$60.34 ea*	9200 lbs	12 lbs
11-RTLB-2	1/2-5/8"	\$83.85 ea*	\$74.70 ea*	13000 lbs	16 lbs

Grade 100 Under Reach Chain Binder



Part #	Description	Non Member	Member	WLL	Weight
11-URLB	5/16-3/8"	\$153.76 ea*	\$135.45 ea*	6600 lbs	18 lbs

Grade 100 Crosby Double Eliminator



Part #	Description	Non Member	Member	WLL	Weight
49859	1/4"	\$138.75 ea*	\$119.50 ea*	8600 lbs	5 lbs
49868	5/16"	\$142.50 ea*	\$127.50 ea*	11,400 lbs	5 lbs
49877	3/8"	\$275.50 ea*	\$248.50 ea*	17,600 lbs	8 lbs
49886	1/2"	\$332.75 ea*	\$290.95 ea*	30,000 lbs	17 lbs
49895	5/8"	\$515.75 ea*	\$468.75 ea*	45,200 lbs	31 lbs

GRADE 100 CHAIN HOOKS

Grade 100 Clevis Pin Cradle Grab Hook



Part #	Description	Non Member	Member	WLL	Weight
G10-107-516	5/16"	\$28.64 ea*	\$24.72 ea*	5700 lbs	1 lb
G10-107-38	3/8"	\$35.44 ea*	\$30.31 ea*	8800 lbs	2 lbs
G10-107-12	1/2"	\$61.22 ea*	\$52.84 ea*	15000 lbs	4 lbs
G10-107-58	5/8"	\$94.03 ea*	\$81.16 ea*	22600 lbs	7 lbs

Grade 100 Clevis Pin Non Cradle Grab Hook



Part #	Description	Non Member	Member	WLL	Weight
G10-127-516	5/16"	\$29.40 ea*	\$31.23 ea*	5700 lbs	1 lb
G10-127-38	3/8"	\$31.23 ea*	\$26.96 ea*	8800 lbs	2 lbs
G10-127-12	1/2"	\$61.22 ea*	\$52.84 ea*	15000 lbs	3 lbs
G10-127-58	5/8"	\$94.03 ea*	\$81.16 ea*	22600 lbs	6 lbs

Grade 100 Eye Cradle Grab Hook



Part #	Description	Non Member	Member	WLL	Weight
G10-105-516	5/16"	\$13.32 ea*	\$11.50 ea*	5700 lbs	1 lb
G10-105-38	3/8"	\$26.38 ea*	\$22.77 ea*	8800 lbs	2 lbs
G10-105-12	1/2"	\$52.53 ea*	\$45.34 ea*	15000 lbs	2 lbs
G10-105-58	5/8"	\$76.42 ea*	\$65.80 ea*	22600 lbs	5 lbs
G10-105-34	3/4"	\$142.67 ea*	\$123.13 ea*	35300 lbs	15 lbs

Grade 100 Twist Lock Cradle Grab Hook



Part #	Description	Non Member	Member	WLL	Weight
G10-206-516	5/16"	\$42.50 ea*	\$34.50 ea*	5700 lbs	1 lb
G10-206-38	3/8"	\$56.50 ea*	\$47.75 ea*	8800 lbs	2 lbs
G10-206-12	1/2"	\$89.50 ea*	\$78.95 ea*	15000 lbs	4 lbs
G10-206-58	5/8"	\$144.75 ea*	\$122.75 ea*	22600 lbs	7 lbs

Grade 100 Twist Lock Non Cradle Grab Hook



Part #	Description	Non Member	Member	WLL	Weight
G10-208-516	5/16"	\$42.50 ea*	\$34.50 ea*	5700 lbs	1 lb
G10-280-38	3/8"	\$56.50 ea*	\$47.75 ea*	8800 lbs	2 lbs
G10-208-12	1/2"	\$89.50 ea*	\$78.95 ea*	15000 lbs	4 lbs
G10-208-58	5/8"	\$144.78 ea*	\$122.75 ea*	22600 lbs	7 lbs

GRADE 100 CHAIN HOOKS

Grade 100 Clevis Pin Foundry Hook



Part #	Description	Non Member	Member	WLL	Weight
G10-123-38	3/8"	\$96.99 ea*	\$84.26 ea*	8800 lbs	4 lbs
G10-123-12	1/2"	\$122.21 ea*	\$106.22 ea*	15000 lbs	6 lbs
G10-123-58	5/8"	\$204.14 ea*	\$176.74 ea*	22600 lbs	14 lbs
G10-123-34	3/4"	\$424.66 ea*	\$363.07 ea*	35300 lbs	25 lbs

Grade 100 Eye Foundry Hook



Part #	Description	Non Member	Member	WLL	Weight
G10-121-516	5/16"	\$72.71 ea*	\$63.31 ea*	5700 lbs	2 lbs
G10-121-38	3/8"	\$78.42 ea*	\$68.24 ea*	8800 lbs	4 lbs
G10-121-12	1/2"	\$110.68 ea*	\$96.08 ea*	15000 lbs	6 lbs
G10-121-58	5/8"	\$178.27 ea*	\$154.41 ea*	22600 lbs	11 lbs

Grade 100 Clevis Pin Sling Hook



Part #	Description	Non Member	Member	WLL	Weight
G10-111-516	5/16"	\$26.64 ea*	\$23.01 ea*	5700 lbs	2 lbs
G10-111-38	3/8"	\$42.54 ea*	\$36.71 ea*	8800 lbs	3 lbs
G10-111-12	1/2"	\$81.18 ea*	\$70.06 ea*	15000 lbs	5 lbs

Grade 100 Clevis Pin Self Locking Hook



Part #	Description	Non Member	Member	WLL	Weight
G10-115-516	5/16"	\$64.53 ea*	\$55.69 ea*	5700 lbs	2 lbs
G10-115-38	3/8"	\$81.38 ea*	\$70.22 ea*	8800 lbs	4 lbs
G10-115-12	1/2"	\$171.88 ea*	\$148.35 ea*	15000 lbs	8 lbs
G10-115-58	5/8"	\$313.12 ea*	\$270.25 ea*	22600 lbs	14 lbs

Grade 100 Grip Safe Clevis Pin Self Locking Hook



Part #	Description	Non Member	Member	WLL	Weight
X-951-10	3/8"	\$88.22 ea*	\$76.69 ea*	8800 lbs	5 lbs
X-951-13	1/2"	\$181.23 ea*	\$157.54 ea*	15000 lbs	9 lbs

GRADE 100 CHAIN HOOKS

Grade 100 Eye Sling Hook



Part #	Description	Non Member	Member	WLL	Weight
G10-109-516	5/16"	\$27.42 ea*	\$24.21 ea*	5700 lbs	2 lbs
G10-109-38	3/8"	\$37.17 ea*	\$33.49 ea*	8800 lbs	2 lbs
G10-109-12	1/2"	\$74.61 ea*	\$64.94 ea*	15000 lbs	4 lbs
G10-109-58	5/8"	\$137.24 ea	\$119.01 ea*	22600 lbs	7 lbs

Grade 100 Eye Type Self Locking Sling Hook



Part #	Description	Non Member	Member	WLL	Weight
G10-113-38	3/8"	\$79.08 ea*	\$68.80 ea*	8800 lbs	4 lbs
G10-113-12	1/2"	\$155.52 ea*	\$134.23 ea*	15000 lbs	7 lbs

Grade 100 Clutch Sling Hook



Part #	Description	Non Member	Member	WLL	Weight
X-077-10	3/8"	\$95.25 ea*	\$82.50 ea*	8800 lbs	4 lbs
X-077-13	1/2"	\$207.75 ea*	\$182.50 ea*	15000 lbs	8 lbs
X-077-16	5/8"	\$249.95 ea*	\$218.50 ea*	22600 lbs	13 lbs

Grade 100 Clevis Pin Shortening Clutch



Part #	Description	Non Member	Member	WLL	Weight
G10-12SC	1/2"	\$153.62 ea*	\$132.58 ea*	15000 lbs	5 lbs

Grade 100 Eye Grab with Clevis Pin



Part #	Description	Non Member	Member	WLL	Weight
8420400	3/8"	\$65.10 ea*	\$56.74 ea*	8800 lbs	3 lbs
8420600	1/2"	\$121.75 ea*	\$105.63 ea*	15000 lbs	6 lbs
8420700	5/8"	\$245.50 ea*	\$209.50 ea*	22600 lbs	11 lbs

Grade 100 Eye Swivel Grip Safe Self Locking Hook



Part #	Description	Non Member	Member	WLL	Weight
X-952N-10	3/8"	\$263.74 ea*	\$227.63 ea*	8800 lbs	5 lbs
X-952N-13	1/2"	\$399.27 ea*	\$344.61 ea*	15000 lbs	9 lbs

GRADE 100 CHAIN HOOKS

Grade 100 Alloy Connector Link (ACL)



Part #	Description	Non Member	Member	WLL	Weight
G10-103-516	1/4-5/16"	\$20.99 ea*	\$15.15 ea*	5700 lbs	1 lb
G10-103-38	3/8"	\$31.52 ea*	\$26.55 ea*	8800 lbs	1 lb
G10-103-12	1/2"	\$48.11 ea*	\$40.22 ea*	15000 lbs	2 lbs
G10-103-58	5/8"	\$64.15 ea*	\$59.28 ea*	22600 lbs	3 lbs
G10-103-34	3/4"	\$69.85 ea*	\$61.84 ea*	35300 lbs	6 lbs

Grade 100 Oblong Lift Ring



Part #	Description	Non Member	Member	WLL	Weight
G10-125-12	1/2"	\$22.36 ea*	\$19.30 ea*	9900 lbs	1 lbs
G10-125-34	3/4"	\$28.49 ea*	\$25.14 ea*	16900 lbs	3 lbs
G10-125-78	7/8"	\$49.96 ea*	\$43.12 ea*	23100 lbs	4 lbs
G10-125-1	1"	\$62.82 ea*	\$54.22 ea*	33000 lbs	5 lbs
G10-125-125	1.25"	\$111.38 ea*	\$96.14 ea*	48400 lbs	8 lbs
G10-125-150	1.50"	\$191.25 ea*	\$183.16 ea*	69400 lbs	16 lbs
G10-125-175	1.75"	\$370.90 ea*	\$320.67 ea*	105700 lbs	28 lbs

Grade 100 Grabig Head Mastergrab



Single Leg

Single Leg

Part #	Description	Non Member	Member	WLL	Weight
Q10-150-38	3/8"	\$105.04 ea*	\$91.20 ea*	8800 lbs	4 lbs
Q10-150-12	1/2"	\$133.38 ea*	\$111.66 ea*	15000 lbs	6 lbs
Q10-150-58	5/8"	\$166.32 ea*	\$143.55 ea*	39100 lbs	9 lbs



Double Leg

Double Leg

Part #	Description	Non Member	Member	WLL	Weight
Q10-152-58	5/8"	\$282.77 ea*	\$240.05 ea*	39100 lbs	11 lbs

GRADE 100 CHAIN BY THE FOOT



Grade 100 Standard Black Chain by the foot

Part #	Description	Non Member	Member	WLL	Weight
G10-101-932	9/32"	\$4.50/ft	\$3.84/ft	4700 lbs	1 lb/ft
G10-101-516	5/16"	\$6.74/ft	\$5.06/ft	5700 lbs	1 lb/ft
G10-101-38	3/8"	\$7.25/ft	\$6.25/ft	8800 lbs	2 lbs/ft
G10-101-12	1/2"	\$11.50/ft	\$9.82/ft	15000 lbs	3 lbs/ft
G10-101-58	5/8"	\$15.95/ft	\$13.78/ft	22600 lbs	4 lbs/ft
G10-101-34	3/4"	\$37.78/ft	\$32.61/ft	35300 lbs	7 lbs/ft



Grade 100 Gunnebo Blue Powder Coated by the foot

Part #	Description	Non Member	Member	WLL	Weight
Q10-101-932	9/32"	\$4.75 ea*	3.95 ea*	4700 lbs	1 lb/ft
Q10-101-516	5/16"	\$6.25 ea*	\$5.25 ea*	5700 lbs	1 lb/ft
Q10-101-12	1/2"	\$11.50 ea*	\$9.50 ea*	15000 lbs	3 lbs/ft
Q10-101-58	5/8"	\$15.95 ea*	\$13.75 ea*	22600 lbs	4 lbs/ft



Grade 100 Hi Viz Powder Coated by the foot

Part #	Description	Non Member	Member	WLL	Weight
H10-101-516	5/16"	\$6.25 ea*	\$5.25 ea*	5700 lbs	1 lb/ft
H10-101-38	3/8"	\$6.75 ea*	\$5.95 ea*	8800 lbs	2 lbs/ft
H10-101-58	5/8"	\$15.95 ea*	\$13.75 ea*	22600 lbs	4 lbs/ft



Grade 100 Orange Powder Coated by the foot

Part #	Description	Non Member	Member	WLL	Weight
O10-101-12	1/2"	\$11.50 ea*	\$9.50 ea*	15000 lbs	3 lbs/ft



Grade 100 Peerless Silver Shield Galvanized Chain by the foot

Part #	Description	Non Member	Member	WLL	Weight
GAL10-101-38	3/8"	\$6.75 ea*	\$5.95 ea*	8800 lbs	2 lbs/ft
GAL10-101-12	1/2"	\$11.50 ea*	\$9.50 ea*	15000 lbs	3 lbs/ft



GRADE 80 CHAIN HOOKS

Grade 80 Alloy Connector Link



Part #	Description	Non Member	Member	WLL	Weight
G8-103-516	5/16"	\$18.71 ea*	\$16.83 ea*	4800 lbs	1 lbs
G8-103-38	3/8"	\$19.95 ea*	\$17.91 ea*	7100 lbs	1 lb
G8-103-12	1/2"	\$27.85 ea*	\$24.72 ea*	12000 lbs	2 lbs
G8-103-58	5/8"	\$39.44 ea*	\$34.73 ea*	18000 lbs	3 lbs

Grade 80 Omega Link



Part #	Description	Non Member	Member	WLL	Weight
G8-149-516	5/16"	\$19.75 ea*	\$17.73 ea*	4500 lbs	0.5 lb
G8-149-38	3/8"	\$31.26 ea*	\$27.66 ea*	7100 lbs	1 lb
G8-149-12	1/2"	\$43.93 ea*	\$38.60 ea*	12000 lbs	2 lbs
G8-149-58	5/8"	\$58.58 ea*	\$51.24 ea*	18100 lbs	4 lbs

Yoke Grade 80 Master Link with 2 Sub Assemblies



Part #	Description	Non Member	Member	WLL
H8-125OBL	1-1/4"	\$148.75 ea*	\$97.50 ea*	35,160 lbs
H8-150OBL	1-1/2"	\$194.75 ea*	\$152.75 ea*	46,300 lbs

Grade 80 Clevis Grab Hook



Part #	Description	Non Member	Member	WLL	Weight
G8-200-516	5/16"	\$25.54 ea*	\$22.86 ea*	4500 lbs	1 lb
G8-200-38	3/8"	\$25.94 ea*	\$23.28 ea*	7100 lbs	2 lbs
G8-200-12	1/2"	\$32.64 ea*	\$29.07 ea*	12000 lbs	3 lbs
G8-200-58	5/8"	\$46.42 ea*	\$40.46 ea*	18100 lbs	5 lbs

GRADE 80 CONNECTORS

Grade 80 Container Hooks



PART #	Description	Non Member	Member	WLL	Weight
G8-179-45LT	Left 45°	\$194.95 ea*	\$169.36 ea*	28000 lbs	9 lbs
G8-179-45RH	Right 45°	\$194.95 ea*	\$169.36 ea*	28000 lbs	9 lbs
G8-179-STR	Straight	\$168.56 ea*	\$138.58 ea*	28000 lbs	9 lbs

Grade 80 Swivel Self Locking Hook



Part #	Description	Non Member	Member	WLL	Weight
G8-516SSLH	5/16"	\$48.46 ea*	\$42.51 ea*	4500 lbs	3 lbs
G8-38SSLH	3/8"	\$77.64 ea*	\$67.70 ea*	7100 lbs	5 lbs
G8-12SSLH	1/2"	\$122.59 ea*	\$106.90 ea*	12000 lbs	10 lbs
G8-58SSLH	5/8"	\$198.29 ea*	\$172.52 ea*	18100	17 lbs

Yoke Grade 80 - 3/8" Insulated Swivel Ball Bearing

Individually tested to resist 1000 volts insulated with test certificate. Design for protection of overhead crane during welding operations on suspended loads.

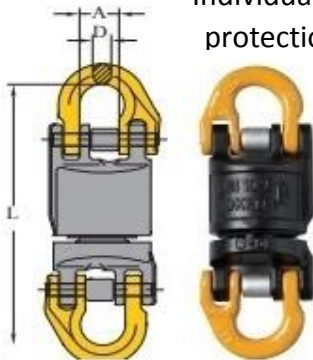


Part #	Description	Non Member	Member	Weight	WLL
8-125-10	3/8"	\$345.75 ea	\$279.75 ea	7 lbs	7100

Item No.	Working Load Limit tonnes*	For Grade 80 Chain mm	Dimensions (mm)				t	N.W. kg
			H	L	T	W		
8-125-10	3.15	10	31	335	23	65	19	3.0

Yoke Grade 80 - 3/8" Insulated Swivel with Ball Bearing with 1/2" ACL on each End

Individually tested to resist 1000 volts insulated with test certificate. Design for protection of overhead crane during welding operations on suspended loads.



Item No.	Working Load Limit tonnes*	For Grade 80 Chain mm	Dimensions (mm)			N.W. kg
8-123-10	3.15	10	A	D	L	
			25	11	162	1.5

Part #	Description	Non Member	Member	Weight	WLL
8-123-10	3/8"	\$297.50 ea	\$247.50 ea	3.5 lbs	7100 lbs

GRADE 80 LIGHT DUTY RECOVERY CHAINS

Grade 80 – 15" Clevis J Hook



Part #	Description	Non Member	Member	WLL	Weight
G8-15J	15" Clevis J Hook	\$59.39 ea*	\$52.36 ea*	7100 lbs	5 lbs

Grade 80 – 3/8" Chain Assemblies with 15" Clevis J Hook, Grab Hooks at Pear Link



Part #	Description	Non Member	Member	WLL	Weight
G8-118-3	3/8" x 3'	\$277.76 ea*	\$242.47 ea*	7100 lbs	20 lbs
G8-118-4	3/8" x 4'	\$290.97 ea*	\$253.25 ea*	7100 lbs	25 lbs
G8-118-5	3/8" x 5'	\$304.58 ea*	\$265.62 ea*	7100 lbs	27 lbs
G8-118-6	3/8" x 6'	\$319.12 ea*	\$278.17 ea*	7100 lbs	29 lbs
G8-118-10	3/8" x 10'	\$369.21 ea*	\$325.72 ea*	7100 lbs	37 lbs

Grade 80 – 3/8" Chain Assemblies with 15" Clevis J Hook, Grab & Master Link



Part #	Description	Non Member	Member	WLL	Weight
G8-3810GJ	3/8" x 10'	\$160.81 ea*	\$143.62 ea*	7100 lbs	22 lbs
G8-3815GJ	3/8" x 15'	\$191.58 ea*	\$168.09 ea*	7100 lbs	28 lbs
G8-3820GJ	3/8" x 20'	\$228.64 ea*	\$204.90 ea*	7100 lbs	34 lbs

Grade 80 – 3/8" Chain Assemblies with 15" Clevis J Hook on One end & Oblong Link w/Grab Hook on the Other



Part #	Description	Non Member	Member	WLL	Weight
G8-3810JOG	3/8" x 10'	\$220.15 ea*	\$192.68 ea*	7100 lbs	23 lbs
G8-3815JOG	3/8" x 15'	\$232.10 ea*	\$206.06 ea*	7100 lbs	30 lbs
G8-3820JOG	3/8" x 20'	\$253.84 ea*	\$225.45 ea*	7100 lbs	36 lbs



GRADE 70 V CHAINS

THE B/A ADVANTAGE


of using a PEAR VS. Round LINK. See our diagram right:

Pear Link

The pear link provides a dedicated 60° pull-point which not only allows for a higher work load limit but enables a safer environment for both the operator and hardware as it lowers the risk of the hook or link sliding completely around.

Round Link

The round link allows a 360° slide around.



Grade 70 – 5/16" V Chain with R & Hammerhead T-J Combo Hooks

Part #	Description	Non Member	Member	WLL	Weight
N711-8RH	3' Legs	\$90.17 ea*	\$77.82 ea*	5400 lbs @ 45°	13 lbs



Grade 70 – 5/16" V Chain with Mini J Hooks

Part #	Description	Non Member	Member	WLL	Weight
N711-8MJ	2' Legs	\$56.72 ea*	\$48.95 ea*	5400 lbs @ 45°	8 lbs



GRADE 70 V CHAINS

Grade 70 – 5/16” V Chain with Mini J & T Hooks

Part #	Description	Non Member	Member	WLL	Weight
N711-8MJT	3' Legs	\$82.42 ea*	\$71.14 ea*	5400 lbs @ 45°	13 lbs



Grade 70 – 5/16” V Chain with 15” J Hook

Part #	Description	Non Member	Member	WLL	Weight
N711-8-3	3' Legs	\$97.36 ea*	\$83.72 ea*	5400 lbs @ 45°	17 lbs



Grade 70 – 5/16” V Chain with 15” J & Datsun Mini J Hooks

Part #	Description	Non Member	Member	WLL	Weight
N711-8M2	2' Legs	\$95.93 ea*	\$82.80 ea*	5400 lbs @ 45°	16 lbs



GRADE 70 V CHAINS

15" J, Grab & R, T, & Mini J Hooks

Part #	Description	Non Member	Member	WLL	Weight
N711-6Lug8	8' Chain	\$174.50 pr*	\$152.75 pr*	4700 lbs	29 lbs
N711-6Lug10	10' Chain	\$195.50 pr*	\$163.20 pr*	4700 lbs	32 lbs



Carrier safety chains can be used as primary or secondary securement chains on all types of carriers. Open end chains are used to permanently mount to carrier decks or in chain pockets.

15" J, Mini J & Grab Hooks

Part #	Description	Non Member	Member	WLL	Weight
N711-6AJ6	6' Chain	\$142.50 pr*	\$124.50 pr*	4700 lbs	26 lbs
N711-6BJ	8' Chain	\$159.75 pr*	\$139.50 pr*	4700 lbs	26 lbs
N711-6J	10' Chain	\$163.75 pr*	\$142.95 pr*	4700 lbs	32 lbs



GRADE 70 - 5/16" CHAIN ASSEMBLIES

15" J, Grab & Hammerhead T-J Hooks

Part #	Description	Non Member	Member	WLL	Weight
N711-6BH	8' Chain	\$114.58 pr*	\$98.89 pr*	4700 lbs	26 lbs
N711-6H	10' Chain	\$136.43 pr*	\$117.74 pr*	4700 lbs	30 lbs



15" J, Grab & Compact J Hooks

Part #	Description	Non Member	Member	WLL	Weight
N711-6M10	10' Chain	\$143.37 pr*	\$123.74 pr*	4700 lbs	29 lbs



Hammerhead Hooks on 1 End Only

Part #	Description	Non Member	Member	WLL	Weight
N711-HG8	8' Chain	\$53.60 ea*	\$47.90 ea*	4700 lbs	9 lbs



Mini J & Grab Hook on 1 End Only

Part #	Description	Non Member	Member	WLL	Weight
N711-GJ8	5/16" x 8' Chain	\$99.09 ea*	\$87.78 ea*	4700 lbs	19 lbs



GRADE 70 - 5/16" CHAIN ASSEMBLIES

15" J & Grab Hooks

Part #	Description	Non Member	Member	WLL	Weight
N711-1	8' Chain	\$129.88 pr*	\$112.10 pr*	4700 lbs	25 lbs



Grab & Grab with T Hooks

Part #	Description	Non Member	Member	WLL	Weight
N711-5V6	6' Chain	\$49.73 ea*	\$44.29 ea*	4700 lbs	8 lbs
N711-5V10	10' Chain	\$68.67 ea*	\$60.63 ea*	4700 lbs	12 lbs



Grab Hook & Cluster Combo

Part #	Description	Non Member	Member	WLL	Weight
N711-GCL6	6' Chain	\$107.00 ea*	\$94.61 ea*	4700 lbs	18 lbs
N711-GCL8	8' Chain	\$122.19 ea*	\$107.20 ea*	4700 lbs	22 lbs
N711-CGL10	10' Chain	\$131.19 ea*	\$113.49 ea*	4700 lbs	27 lbs



Hammerhead Hooks

Part #	Description	Non Member	Member	WLL	Weight
N711-RH10G	10' Chain	\$125.67 ea*	\$110.72 ea*	4700 lbs	24 lbs



Safety Chains – Heavy Duty Sling Hook 1 End Only

Part #	Description	Non Member	Member	WLL	Weight
N711-11ALH	5/16" x 10' Chain	\$128.50 pr*	\$113.17 pr*	4700 lbs	22 lbs
N711-3212	5/16" x 12' Chain	\$76.82 pr*	\$68.57 pr*	4700 lbs	13 lbs



GRADE 70 TWIST LOCK GRAB HOOK CHAIN ASSEMBLIES


B/A EXCLUSIVE

PATENTED TWIST LOCK™ GRAB HOOK DESIGN BENEFITS:

- Easy to install, easy to use.
- Most secure latch on the market.
- Prevents accidental release of chain from hook connection.
- Prevents inadvertent re-hooking.
- For use with 1/4", 5/16", 3/8", 1/2" & 5/8" size chains

NORMAL USES:

- Chain to chain hooking.
- Equipment safety chains.
- Over-the-road safety chains.
- Tie-down chains.
- Vehicle stabilization.
- Use in place of slip hooks.



Twist Lock Grab Hook on 1 End Only

Part #	Description	Non Member	Member	WLL	Weight
G7-51610ST	5/16" x 10' Chain	\$67.08 ea*	\$60.16 ea*	4700 lbs	10 lbs



Twist Lock Grab Hooks on Both Ends

Part #	Description	Non Member	Member	WLL	Weight
G7-3820TL	20' Chain	\$147.01 ea*	\$129.13 ea*	6600 lbs	29 lbs



GRADE 70 CHAIN ASSEMBLIES

Binder Chain with Grab Hook on Each End

5/16" Grade 70 Binder Chain

Part #	Description	Non Member	Member	WLL	Weight
11A-516G710	10' Chain	\$60.71 ea*	\$54.45 ea*	4700 lbs	11 lbs
11A-516G715	15' Chain	\$75.26 ea*	\$67.01 ea*	4700 lbs	15 lbs
11A-516G720	20' Chain	\$89.37 ea*	\$79.19 ea*	4700 lbs	21 lbs



3/8" Grade 70 Binder Chain

Part #	Description	Non Member	Member	WLL	Weight
11A-38G710	10' Chain	\$70.67 ea*	\$63.05 ea*	6600 lbs	16 lbs
11A-38G715	15' Chain	\$92.34 ea*	\$82.96 ea*	6600 lbs	24 lbs

1/2" Grade 70 Binder Chain

Part #	Description	Non Member	Member	WLL	Weight
11A-12G710	10' Chain	\$109.42 ea*	\$96.34 ea*	11300 lbs	27 lbs
11A-12G715	15' Chain	\$146.14 ea*	\$128.46 ea*	11300 lbs	40 lbs
11A-12G720	20' Chain	\$183.54 ea*	\$160.74 ea*	11300 lbs	50 lbs

GRADE 70 CHAIN BY THE FOOT

Part #	Description	Non Member	Member	WLL	Weight
11-516G7	5/16"	\$3.61/ft	\$3.18/ft	4750 lbs	1.02 lb/ft
11-38G7	3/8"	\$4.82/ft	\$4.16ft	6600 lbs	1.10 lb/ft
11-12G7	1/2"	\$8.64/ft	\$7.45/ft	11300 lbs	2.62 lbs/ft



Grade 70, chain by the foot, please call or email for shipping quote.
 We can also attach any hook or hook combination to this chain.
 910 747 9000 or sales@americantowingandrecoveryinstitute.org

GRADE 70 - 5/16" LOW PROFILE V CHAIN



PATENT PENDING

New Low Profile V-Chains

Reduce damage to the under carriage of vehicles with the new Low Profile V-Bridles from B/A Products Co.

By integrating an OBLONG LINK, the hook of the winch line is now in a horizontal plane, with the tip of the hook pointed away from components that could otherwise be damaged. This reduces the risk of puncturing the vehicles' oil pan, transmission, valance, bumper, radiator, etc... works best with swivel hook style rope assemblies.

- SAME V-BRIDGE WITH ADDITIONAL OBLONG LINK
- ALLOWS HOOKS TO FACE HORIZONTALLY
- REDUCES POSSIBILITY OF DAMAGING TOWED VEHICLE

New Innovative Design!



- TRADITIONAL DESIGN -



Low Profile V Chain with R, T & Mini J Hooks



Part #	Description	Non Member	Member	WLL	Weight
LP11-8LU	3' Legs	\$108.27 ea*	\$95.50 ea*	5400 lbs @ 60°	16 lbs

Low Profile V Chain with 15" J Hooks



Part #	Description	Non Member	Member	WLL	Weight
LP11-8	2' Legs	\$110.94 ea*	\$97.81 ea*	5400 lbs @ 60°	16 lbs

Low Profile V Chain with 15" J & Hammerhead T-J Hooks



Part #	Description	Non Member	Member	WLL	Weight
LP11-8H	2' Legs	\$124.72 ea*	\$106.70 ea*	5400 lbs @ 60°	16 lbs

Low Profile V Chain with 15" J & T Hooks



Part #	Description	Non Member	Member	WLL	Weight
LP11-8T	2' Legs	121.08 ea*	\$106.55 ea*	5400 lbs @ 60°	16 lbs

Low Profile V Chain with 8" J Hooks




Part #	Description	Non Member	Member	WLL	Weight
LP11-8D	2' Legs	\$105.23 ea*	\$92.88 ea*	5400 lbs @ 60°	16 lbs

Low Profile V Chain with 8" J & Hammerhead T-J Hooks



Part #	Description	Non Member	Member	WLL	Weight
LP11-8DH	2' Legs	\$114.56 ea*	\$100.93 ea*	5400 lbs @ 60°	16 lbs

GRADE 70 - 5/16" LOW PROFILE V STRAP



PATENT PENDING

New Low Profile V-Straps

Reduce damage to the under carriage of vehicles with the new Low Profile V-Bridles from B/A Products Co.

By integrating an OBLONG LINK, the hook of the winch line is now in a horizontal plane, with the tip of the hook pointed away from components that could otherwise be damaged. This reduces the risk of puncturing the vehicles' oil pan, transmission, valance, bumper, radiator, etc... works best with swivel hook style rope assemblies.

- SAME V-BRIDGE WITH ADDITIONAL OBLONG LINK
- ALLOWS HOOKS TO FACE HORIZONTALLY
- REDUCES POSSIBILITY OF DAMAGING TOWED VEHICLE



Low Profile Axle V Straps

Part #	Description	Non Member	Member	WLL	Weight
LP11-VAS4	4' Legs	\$100.50 ea*	\$95.35 ea*	4700 lbs @ 60°	6 lbs
LP11-VAS6	6' Legs	\$119.61 ea*	\$104.87 ea*	4700 lbs @ 60°	7 lbs



Low Profile V Strap with R, T & Mini J Hooks

Part #	Description	Non Member	Member	WLL	Weight
LP11-8CLU	24" Legs	\$105.31 ea*	\$92.53 ea*	5400 lbs @ 60°	10 lbs
LP11-8CLU30	30" Legs	\$107.08 ea*	\$94.12 ea*	5400 lbs @ 60°	10 lbs



Low Profile Exotic Car/Tesla Strap

This strap was specifically designed for Tesla & most high end luxury automobiles where the tie rod end is very close to the lower control arm. This "soft touch" V strap allows you to load most cars without using the tow eye! WLL 5,400 lbs @ 60 degrees 2" strap with 4'5" reach

Part #	Description	Non Member	Member	WLL	Weight
LP11-EC44	4'5" Legs	\$113.77 ea*	\$99.84 ea*	5400 lbs @ 60°	16 lbs



*FREE SHIPPING TO US, HAWAII, PUERTO RICO & VIRGIN ISLAND ADDRESSES ONLY!

GRADE 70 CHAIN HOOKS

Twist Lock Slip Hooks



Part #	Description	Non Member	Member	WLL	Weight
G7-205-516	5/16"	\$22.68 ea*	\$20.46 ea*	4700 lbs	2 lbs
G7-205-58	3/8"	\$24.73 ea*	\$22.23 ea*	6600 lbs	2 lbs
G7-205-12	1/2"	\$31.40 ea*	\$27.88 ea*	11300 lbs	4 lbs

Strongest latch ever designed for use on a slip hook. Latch is constructed of heavy gauge steel & designed to withstand adverse conditions. Latch conveniently swivels 360 degrees. Helps prevent accident hooking or catching onto other objects.



Clevis Style Grab Hook

Part #	Description	Non Member	Member	WLL	Weight
11-516G7H	5/16"	\$13.78 ea*	\$12.98 ea*	4700 lbs	2 lbs
11-38G7H	3/8"	\$14.45 ea*	\$13.53 ea*	6600 lbs	3 lbs



Clevis Style Hook with Latch

Part #	Description	Non Member	Member	WLL	Weight
11-516G7SHL	5/16"	\$15.77 ea*	\$16.57 ea*	4700 lbs	2 lbs
11-38G7SHL	3/8"	\$18.56 ea*	\$17.91 ea*	6600 lbs	2 lbs
11-12G7SHL	1/2"	\$24.22 ea*	\$22.28 ea*	11300 lbs	3 lbs

Chain Saddle Ring – Saddle Grab Link – Keyhole Grab Hook



Part #	Description	Non Member	Member	WLL	Weight
11-38SGL	3/8"	\$31.03 ea*	27.67 ea*	6600 lbs	3 lbs

Chain Saddle Grab Link or saddle ring allows you to grab a link of chain and pull from that point without the pulling hook sliding on the chain.

GRADE 70 CHAIN HOOKS

R,T & Mini J Hook Cluster on Oblong

Part #	Non Member	Member	WLL	Weight
11-7CL	\$24.47 ea*	\$21.81 ea*	4700 lbs	3 lbs



Grab, R,T & Mini J Hook Cluster

Part #	Non Member	Member	WLL	Weight
11-7CL-G	\$26.17 ea*	\$23.27 ea*	4700 lbs	4 lbs



Grab, T & Mini J Hook Cluster on Oblong

Part #	Non Member	Member	WLL	Weight
11-7GMT	\$24.39 ea*	\$21.73 ea*	4700 lbs	3 lbs



T & Mini J Hook Cluster on Oblong

Part #	Non Member	Member	WLL	Weight
11-7JTO	\$22.07 ea*	\$19.73 ea*	4700 lbs	2 lbs



Pear Link with 2 Grab Hooks

Part #	Non Member	Member	WLL	Weight
N711-8E	\$24.39 ea*	\$21.73 ea*	4700 lbs	3 lbs



Grab, J, R & T Hook Cluster

Part #	Non Member	Member	WLL	Weight
BAP-GJRT	\$27.23 ea*	\$24.18 ea*	4700 lbs	3 lbs



GRADE 70 CHAIN HOOKS

Replacement Latch Kit for #11-398H-L

Part #	Non Member	Member	WLL	Weight
11-398H-LK	\$18.65 ea*	\$18.15 ea*	4700	3 lbs



Compact J Hook

Part #	Non Member	Member	WLL	Weight
11-7J-L	\$26.47 ea*	\$23.53	4700 lbs	3 lbs



T-Hook on Link

Part #	Non Member	Member	WLL	Weight
11-7H-L	\$15.13 ea*	\$13.74 ea*	4700 lbs	3 lbs



Hammerhead T-J Combo Hook On Link

Part #	Non Member	Member	WLL	Weight
11-7R-L	\$13.89 ea*	\$12.67 ea*	4700 lbs	3 lbs



Forged 8" J Hook with Eyelet

Part #	Non Member	Member	WLL	Weight
N711-10	\$27.50 ea*	\$24.50 ea*	5400 lbs	3 lbs



Forged 15" J Hook with eye

Part #	Non Member	Member	WLL	Weight
N711-2	\$27.41 ea*	\$24.34 ea*	5400 lbs	4 lbs



*FREE SHIPPING TO US, HAWAII, PUERTO RICO & VIRGIN ISLAND ADDRESSES ONLY!

RECOVERY STRAPS & SHACKLES



CORDURA WRAPPED - 2 PLY RECOVERY STRAP

AMERICAN MADE

All-Grip® recovery Straps, commonly known as rollover strap made from Class 7 -9800 nylon webbing, offer the best in strength, yet the soft, pliable webbing conforms & supports the load, making your recovery job easier. Eyes are reinforced with a heavy abrasive resistant material & are tapered to accept web shackles. Each recovery strap & sling is tagged with the working load limits per O.S.H.A. & D.O.T.

all-Grip
VEHICLE RECOVERY SYSTEMS

Recover Straps 6 inch 2 ply

Basket 33,000 lbs, Vertical 16,500 lbs, Choker 13,200 lbs ~ Eye Width 3"

Part #	Description	Non Member	Member	Weight
TS2-980616CW	6" x 16'	\$345.71 ea*	\$302.48 ea*	18 lbs
TS2-980620CW	6" x 20'	\$420.10 ea*	\$366.69 ea*	21 lbs
TS2-980626CW	6" x 26'	\$532.59 ea*	\$463.78 ea*	26 lbs
TS2-980630CW	6" x 30'	\$606.98 ea*	\$527.99 ea*	29 lbs

Recover Straps 8 inch 2 ply

Basket 45,400 lbs, Vertical 22,700 lbs, Choker 18,160 lbs ~ Eye Width 4"

Part #	Description	Non Member	Member	Weight
TS2-980816CW	8" x 16'	\$499.13 ea*	\$391.75 ea*	22 lbs
TS2-980820CW	8" x 20'	\$539.85 ea*	\$470.05 ea*	26 lbs
TS2-980826CW	8" x 26'	\$652.34 ea*	\$463.78 ea*	32 lbs
TS2-980830CW	8" x 30'	\$606.98 ea*	\$567.14 ea*	36 lbs

Recover Straps 12 inch 2 ply

Basket 68,200 lbs, Vertical 34,100 lbs, Choker 37,280 lbs ~ Eye Width 6"

Part #	Description	Non Member	Member	Weight
TS2-981216CW	12" x 16'	\$655.52 ea*	\$570.51 ea*	40 lbs
TS2-981220CW	12" x 20'	\$787.98 ea*	\$684.89 ea*	44 lbs
TS2-981226CW	12" x 26'	\$993.03 ea*	\$861.85 ea*	51 lbs
TS2-981230CW	12" x 30'	\$1127.27 ea*	\$977.73 ea*	56 lbs

*FREE SHIPPING TO US, HAWAII, PUERTO RICO & VIRGIN ISLAND ADDRESSES ONLY!

CORDURA WRAPPED - 2 PLY RECOVERY STRAP

AMERICAN MADE

BA Products Straps are the same type recovery straps that Wes uses in demonstrations all over the country. The straps are wrapped on three sides (front face and both edges) with cordura, which gives the straps an extra layer of protection.



Recover Straps 8 inch 2 ply - 4" Eye

Basket 38,400 lbs, Vertical 19,200 lbs, Choker 15,400 lbs

Part #	Description	Non Member	Member	Weight
9-DC8/20	8" x 80'	\$614.18 ea*	\$532.84 ea*	25 lbs

Recover Straps 12 inch 2 ply - 6" Eye

Basket 53,800 lbs, Vertical 26,900 lbs, Choker 21,500 lbs

Part #	Description	Non Member	Member	Weight
9-DC12/16	12" x 16'	\$748.69 ea*	\$649.62 ea*	31 lbs
9-DC12/20	12" x 20'	\$910.92 ea*	\$790.32 ea*	40 lbs
9-DC12/26	12" x 26'	\$1157.15 ea*	\$1004.21 ea*	52 lbs

MONSTER RECOVERY STRAPS

Can be used as a 30 foot strap or a 40 foot strap! The extra eyes gives you added versatility.



8 inches Wide - Our Most Popular Size

Part #	Description	Non Member	Member	WLL
9-2P8/40I30	8" x 40' w/extra eye at 30'	\$810.25 ea*	\$711.64 ea*	Basket 38,400 lbs Vertical 19,200 lbs

2 Ply 24" Wide Body Recovery Straps

Part #	Description	WLL	Price
9W2-2412	24" x 12' 2 Ply	110,000 lbs Basket Only	**CALL FOR PRICE QUOTE 910 747 9000
9W2-2420	24" x 20' 2 Ply	110,000 lbs Basket Only	**CALL FOR PRICE QUOTE 910 747 9000

Add an Extra Eye to Any Recovery Strap

Part #	Description	Non Member	Member
9-6/eye	6 inch extra eye	\$47.88 ea	\$36.55 ea
9-8/eye	8 inch extra eye	\$51.80 ea	\$39.65 ea

TWO PLY RECOVERY STRAP - AMERICAN MADE

All Straps are made with Heavy Duty Polyester and have lined eyes for Superior Wear Protection



6" wide 2 ply – WLL Basket 32,600 lbs, Vertical 16,300 lbs

Part #	Description	Non Member	Member	Weight
9-2P6/16	2 ply 6" x 16'			16
9-2P6/26	2 ply 6" x 26'	—		26

8" wide 2 ply – WLL Basket 38,400 lbs, Vertical 19,200 lbs

Part #	Description	Non Member	Member	Weight
9-2P6/16	2 ply 6" x 16'			16

12" wide 2 ply – WLL Basket 53,800 lbs, Vertical 26,900 lbs

Part #	Description	Non Member	Member	Weight
9-2P6/16	2 ply 6" x 16'			16
9-2P6/26	2 ply 6" x 26'	—		26

Recover Straps 2 ply



Part #	Description	Non Member	Member	WLL	Weight
TS2-980220	2" x 20'	\$83.75 ea*	\$75.77 ea*	6400 lbs Vertical 4800 lbs Choker 12,800 lbs Basket Eye Width 2"	7 lbs
TS2-980420	4" x 20'	\$168.76 ea*	\$147.03 ea*	11,500 lbs Vertical 8600 lbs Choker 23,000 lbs Basket Eye Width 2"	11 lbs
TS2-980426	4" x 26'	\$214.12 ea*	\$186.18 ea*	11,500 lbs Vertical 8600 lbs Choker 23,000 lbs Basket Eye Width 2"	14 lbs
TS2-980620	6" x 20'	\$237.69 ea*	\$222.15 ea*	16,300 lbs Vertical 12,200 lbs Choker 32,600 lbs Basket Eye Width 3"	18 lbs
TS2-980626	6" x 26'	\$316.38 ea*	\$275.39 ea*	16,300 lbs Vertical 12,200 lbs Choker 32,600 lbs Basket Eye Width 3"	22 lbs
TS2-980820	8" x 20'	\$385.32 ea*	\$334.90 ea*	19,200 lbs Vertical 14,400 lbs Choker 38,400 lbs Basket Eye Width 4"	21 lbs
TS2-980826	8" x 26'	\$463.34 ea*	\$402.24 ea*	19,200 lbs Vertical 14,400 lbs Choker 38,400 lbs Basket Eye Width 4"	27 lbs
TS2-981016	10' x 16'	\$371.72 ea*	\$323.15 ea*	22,400 lbs Vertical 17,900 lbs Choker 44,800 lbs Basket Eye Width 5"	26 lbs
TS2-981020	10" x 20'	\$447.02 ea*	\$388.14 ea*	22,400 lbs Vertical 17,900 lbs Choker 44,800 lbs Basket Eye Width 5"	30 lbs
TS2-981026	10" x 26'	\$557.69 ea*	\$483.67 ea*	22,400 lbs Vertical 17,900 lbs Choker 44,800 lbs Basket Eye Width 5"	45 lbs
TS2-981030	10" x 30'	\$632.08 ea*	\$547.87 ea*	22,400 lbs Vertical 17,900 lbs Choker 44,800 lbs Basket Eye Width 5"	48 lbs
TS2-981216	12" x 16'	\$454.27 ea*	\$394.41 ea*	34,100 lbs Vertical 27,200 lbs Choker 68,200 lbs Basket Eye Width 6"	35 lbs
TS2-981220	12" x 20"	\$543.18 ea*	\$471.14 ea*	34,100 lbs Vertical 27,200 lbs Choker 68,200 lbs Basket Eye Width 6"	40 lbs
TS2-981226	12" x 26'	\$677.44 ea*	\$587.02 ea*	34,100 lbs Vertical 27,200 lbs Choker 68,200 lbs Basket Eye Width 6"	45 lbs

ONE PLY RECOVERY STRAP

AMERICAN MADE



Recovery Straps – One Ply

Part #	Description	Non Member	Member	WLL	Weight
TS1-980220	2" x 20'	\$58.55 ea*	\$52.58 ea*	6200 lbs Vertical 4960 lbs Choker 12,400 lbs Basket Eye Width 2"	7 lbs
TS1-980226	2" x 26'	\$64.53 ea*	\$57.75 ea*	6200 lbs Vertical 4960 lbs Choker 12,400 lbs Basket Eye Width 2"	9 lbs
TS1-980420	4" x 20'	\$103.91 ea*	\$91.73 ea*	11,000 lbs Vertical 8800 lbs Choker 22,000 lbs Basket Eye Width 2"	11 lbs
TS1-980426	4" x 26'	\$122.05 ea*	\$107.39 ea*	11,500 lbs Vertical 8600 lbs Choker 23,000 lbs Basket Eye Width 2"	14 lbs
TS1-980430	4" x 30'	\$132.03 ea*	\$116.02 ea*	11,500 lbs Vertical 8600 lbs Choker 23,000 lbs Basket Eye Width 2"	15 lbs
TS1-980616	6" x 16'	\$140.40 ea*	\$121.55 ea*	16,500 lbs Vertical 13,200 lbs Choker 33,000 lbs Basket Eye Width 3"	16 lbs
TS1-980620	6" x 20'	\$147.45 ea*	\$129.32 ea*	16,500 lbs Vertical 13,200 lbs Choker 33,000 lbs Basket Eye Width 3"	18 lbs
TS1-980626	6" x 26'	\$180.57 ea*	\$158.59 ea*	16,500 lbs Vertical 13,200 lbs Choker 33,000 lbs Basket Eye Width 3"	22 lbs
TS1-980816	8" x 16'	\$185.11 ea*	\$162.51 ea*	22,700 lbs Vertical 18,160 lbs Choker 45,400 lbs Basket Eye Width 4"	20 lbs
TS1-980820	8" x 20'	\$217.77 ea*	\$190.69 ea*	22,700 lbs Vertical 18,160 lbs Choker 45,400 lbs Basket Eye Width 4"	22 lbs
TS1-980826	8" x 26'	\$269.51 ea*	\$236.71 ea*	22,700 lbs Vertical 18,160 lbs Choker 45,400 lbs Basket Eye Width 4"	27 lbs
TS1-980830	8" x 30'	\$319.86 ea*	\$280.86 ea*	22,700 lbs Vertical 18,160 lbs Choker 45,400 lbs Basket Eye Width 4"	29 lbs
TS1-981216	12" x 16'	\$259.54 ea*	\$250.54 ea*	34,000 lbs Vertical 27,200 lbs Choker 68,200 lbs Basket Eye Width 6"	38 lbs
TS1-981220	12" x 20"	\$295.83 ea*	\$260.81 ea*	34,000 lbs Vertical 27,200 lbs Choker 68,200 lbs Basket Eye Width 6"	40 lbs
TS1-981226	12" x 26'	\$352.08 ea*	\$309.35 ea*	34,000 lbs Vertical 27,200 lbs Choker 68,200 lbs Basket Eye Width 6"	45 lbs
TS1-981230	12" x 30'	\$420.14 ea*	\$369.46 ea*	34,000 lbs Vertical 27,200 lbs Choker 68,200 lbs Basket Eye Width 6"	50 lbs

ALLOY WEB SHACKLES

Alloy Web Shackle with Heavy Duty Bolt & Nut



Part #	Description	Non Member	Member	WLL	Weight
9-W4	4"	\$51.23 ea*	\$45.58 ea*	7.25 ton	4 lbs
9-W6	6"	\$99.80 ea*	\$87.78 ea*	11.25 ton	10 lbs

Alloy Web Shackle with Grade 100 Cradle Grab Hook & Chain



Part #	Description	Non Member	Member	WLL	Weight
9-W6G1012	6" Shackles w 1/2" Cradle Grab Hook	\$200.55 ea*	\$176.48 ea*	15,000 lbs	19 lbs

STANDARD SCREW PIN BOW SHACKLES

Yoke Forged Anchor Shackle with Screw Pin



Shackles are forged carbon steel with alloy pin.
Size and Working Load Limit permanently shown on each shackle.
100% magnaflux crack detection during manufacturing.
20,000 cycle fatigue rated to 1.5 times Working Load Limit.
Minimum Ultimate Load is 6 times the Working Load Limit.
Maximum Proof Load is 2 times the Working Load Limit.

Part #	Description	Non Member	Member	WLL	Weight
8-837-28	1-1/8"	\$86.40 ea*	\$72.50 ea*	9.5 tons	7 lbs

Yoke Super High-Quality Alloy Steel Screw Pin Shackles



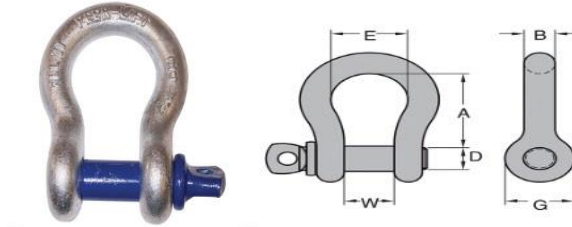
- Shackles are forged alloy steel with alloy pin.
- Size & Working Load Limit permanently shown on each shackle.
- All shackles with Batch Code which links to Test Certificate and quality traceability.
- 100% magnaflux crack detection during manufacturing.
- 20,000 cycle fatigue rated to 1.5 times Working Load Limit. ★ Minimum Ultimate Load is 5 times the Working Load Limit. Maximum Proof Load is 2 times the Working Load Limit.
- YOKE 8-807 Screw Pin Anchor Shackles meet the performance requirements of Federal Specification RR-C-271D, Type 4A , Grade B, Class 2

Part #	Description	Non Member	Member	WLL	Weight
8-807-13	1/2"	\$26.45 ea*	\$19.50 ea*	3.3 ton (Carbon Steel is Rated 2 ton)	1 lb
8-807-19	3/4"	\$48.50 ea*	\$39.50 ea*	7 ton (Carbon Steel is Rated 4.75 ton)	2 lbs
8-807-22	7/8"	\$78.50 ea*	\$69.07 ea*	9.5 ton (Carbon Steel is Rated 6.5 ton)	3 lbs

ALLOY STEEL PIN ANCHOR SHACKLE

Peerless Alloy Steel Screw Pin Anchor Shackle

Made in Italy



Diameter A: 5.750"
Pin Diameter (D): 1-5/8"
Diameter B: 1.420"
Diameter E: 3.370"
Diameter G: 3.750"
Diameter W: 2.380"

Peerless 1.5 inch alloy steel shackle fits in container eyes the same as a 17 ton carbon steel shackle will but because it is made of higher quality steel it is much stronger.

Part #	Description	Non Member	Member	WLL	Weight
9999-25	1.5"	\$136.25 ea*	\$105.00 ea*	25 tons	17 lbs

Alloy Screw Pin Anchor Shackle ~ Import


Part #	Description	Non Member	Member	WLL	Weight
11-AS58	5/8"	\$25.04 ea*	\$22.70 ea*	5 tons	2 lbs
11-AS34	3/4"	\$29.92 ea*	\$26.92 ea*	7 tons	3 lbs
11-AS78	7/8"	\$34.22 ea*	\$31.51 ea*	9.5 tons	4 lbs
11-AS1	1"	\$43.55 ea*	\$39.65 ea*	12.5 tons	6 lbs
11-AS125	1-1/4"	\$80.12 ea*	\$71.23 ea*	18 tons	11 lbs
11-AS150	1-1/2"	\$134.36 ea*	\$118.02 ea*	30 tons	17 lbs



ALLOY STEEL PIN ANCHOR SHACKLE

Alloy Screw Pin Twist Lock Shackles

- Shackles Are Forged Alloy Steel With Alloy Pin
- Size And Working Load Limit Are Permanently Shown On Each Shackle For Added Safety.
- Proof Tested To Twice The Working Load Limit
- Open Cross Pin Becomes A Stable Handle
- 100% Magnaflux Tested
- All Shackles Have A Batch Code Which Links To A Test Certificate And Quality Traceability
- Minimum Ultimate Break Is 4 Times The Working Load Limit
- No Tools Required To Operate



Part #	Description	Non Member	Member	WLL	Weight
11-TLS34	3/4"	\$73.45 ea*	\$64.49 ea*	7 tons	3 lbs
11-TLS1	1"	\$99.31 ea*	\$86.81 ea*	12.5 tons	6 lbs
11-TLS125	1-1/4"	\$139.44 ea*	\$121.72 ea*	18 tons	11 lbs

CARBON STEEL SHACKLES

Carbon Screw Pin Anchor Shackles

Part #	Description	Non Member	Member	WLL	Weight
11-38SPAS	3/8"	\$14.51 ea*	\$13.76 ea*	1 ton	1 lb
11-12SPAS	1/2"	\$15.38 ea*	\$14.97 ea*	2 tons	1 lb
11-58SPAS	5/8"	\$21.10 ea*	\$19.22 ea*	3.25 tons	2 lbs
11-34SPAS	3/4"	\$24.68 ea*	\$22.40 ea*	4.75 tons	3 lbs
11-78SPAS	7/8"	\$27.42 ea*	\$24.76 ea*	6.5 tons	4 lbs
11-1SPAS	1"	\$33.01 ea*	\$28.72 ea*	8.5 tons	6 lbs
11-118SPAS	1-1/8"	\$42.10 ea*	\$37.71 ea*	9.5 tons	8 lbs
11-125SPAS	1-1/4"	\$56.66 ea*	\$50.96 ea*	12 tons	12 lbs
11-150SPAS	1-1/2"	\$98.66 ea*	\$88.21 ea*	17 tons	18 lbs



RIM SLINGS

RimSling is a synthetic lifting and recovery sling that is lightweight, strong, flexible and compact. It's high-quality synthetic fibers ensure strength and durability. A special braided guard at the center of the sling and an external cordura sleeve add extra layers of protection when used as a basket. Featuring a high working load limit and slim design, the RimSling is suited for many lifting, rigging and recovery scenarios. It is also ideal for weaving through any small attaching point. With its soft, pliable material, the RimSling can be used in applications with delicate attaching points for reduced damage potential when compared to chain or wire rope. For example, the RimSling can be used with aluminum wheels and won't leave damage like chains. With proper care, the RimSling lifting and recovery sling can provide years of successful, safe and reliable performance.

Protective cover is black.
Standard Load bearing strap is purple, other colors available.



Part #	Description	Vertical WLL	Basket WLL	Choker WLL	Standard Purple	Standard Purple Member	Other Colors	Other Colors Member	Weight
RS380004	3/8" x 4'	3500 lbs	7000 lbs	2000 lbs	\$140.98 ea*	\$123.74 ea*	\$153.58 ea*	\$134.61 ea*	1 lb
RS380006	3/8" x 6'	3500 lbs	7000 lbs	2000 lbs	\$153.58 ea*	\$134.61 ea*	\$166.18 ea*	\$145.49 ea*	1 lbs
RS120004	1/2" x 4'	6260 lbs	12,520 lbs	5008 lbs	\$159.89 ea*	\$140.05 ea*	\$172.48 ea*	\$150.92 ea*	1 lb
RS120006	1/2" x 6'	6260 lbs	12,520 lbs	5008 lbs	\$178.78 ea*	\$156.36 ea*	\$191.38 ea*	\$167.24 ea*	1 lb
RS120010	1/2" x 10'	6260 lbs	12,520 lbs	5008 lbs	\$210.28 ea*	\$183.55 ea*	\$217.05 ea*	\$189.08 ea*	1 lb
RS120020	1/2" x 20'	6260 lbs	12,520 lbs	5008 lbs	\$361.48 ea*	\$314.05 ea*	\$368.20 ea*	\$319.85 ea*	2 lbs
RS580008	5/8" x 8'	10,280 lbs	20,560 lbs	8224 lbs	\$241.78 ea*	\$210.74 ea*	\$254.38 ea*	\$221.61 ea*	2 lbs
RS580010	5/8" x 10'	10,280 lbs	20,560 lbs	8224 lbs	\$279.58 ea*	\$228.36 ea*	\$292.18 ea*	\$254.24 ea*	2 lbs
RS340004	3/4" x 4'	13,700 lbs	27,400 lbs	10,960 lbs	\$222.88 ea*	\$194.42 ea*	\$235.48 ea*	\$205.30 ea*	2.5 lbs
RS340008	3/4" x 8'	13,700 lbs	27,400 lbs	10,960 lbs	\$292.18 ea*	\$254.24 ea*	\$304.78 ea*	\$265.11 ea*	2.5 lbs
RS340010	3/4" x 10'	13,700 lbs	27,400 lbs	10,960 lbs	\$323.68 ea*	\$281.42 ea*	\$336.28 ea*	\$292.30 ea*	3 lbs

Other Colors Available for the Load Bearing Strap:

Protective Strap is always black



RIM SLING SYNTHETIC SHIPPING CONTAINER SLING

The Rim Sling Synthetic Shipping Container Slings are specifically designed for container pocket lifting or pulling. They can be inserted in both the top or bottom pockets of shipping containers and utilized even while on its side, without performing a double pick necessary with other types of rigging.

7/8" diameter x 6' length with 6" eye at either side of the sling



Part #	Description	Basket WLL	Vertical WLL	Choker WLL	Non-Member	Member
CS780006-1	Standard (Purple)	37,040 lbs	18,520 lbs	14,816 lbs	\$392.98 ea*	\$341.24 ea*
CS780006-B	Other Colors	37,040 lbs	18,520 lbs	14,816 lbs	\$405.58 ea*	\$352.11 ea*

Synthetic Rope Color Options



*FREE SHIPPING TO US, HAWAII, PUERTO RICO & VIRGIN ISLAND ADDRESSES ONLY!

ROUND SLINGS - IMPORT



Orange Poly Round Sling
WLL 40,000 lbs Vertical
WLL 32,000 lbs Choker
WLL 80,000 lbs Basket

Part #	Description	Non Member	Member	Weight
38-ENR10-5	5' Orange	\$146.89 ea*	\$129.52 ea*	19 lbs
38-ENR10-8	8' Orange	\$242.87 ea*	\$212.36 ea*	21 lbs
38-ENR10-10	10' Orange	\$297.86 ea*	\$259.82 ea*	26 lbs
38-ENR10-12	12' Orange	\$357.66 ea*	\$312.11 ea*	33 lbs
38-ENR10-16	16' Orange	\$472.16 ea*	\$411.63 ea*	45 lbs
38-ENR10-20	20' Orange	\$577.92 ea*	\$502.90 ea*	52 lbs



Blue Poly Round Sling
WLL 21,200 lbs Vertical
WLL 17,000 lbs Choker
WLL 42,400 lbs Basket

Part #	Description	Non Member	Member	Weight
38-RSB-6	6' Blue	\$75.87 ea*	\$66.85 ea*	7 lbs
38-RSB-10	10' Blue	\$112.60 ea*	\$98.55 ea*	13 lbs
38-RSB-12	12' Blue	\$150.83 ea*	\$132.23 ea*	15 lbs
38-RSB-16	16' Blue	\$194.22 ea*	\$169.69 ea*	18 lbs
38-RSB-20	20' Blue	\$233.32 ea*	\$203.85 ea*	22 lbs



Red Poly Round Sling
WLL 13,200 lbs Vertical
WLL 10,600 lbs Choker
WLL 26,400 lbs Basket

Part #	Description	Non Member	Member	Weight
38-RSR-6	6' Red	\$60.43 ea*	\$53.53 ea*	6 lbs
38-RSR-8	8' Red	\$74.70 ea*	\$65.84 ea*	8 lbs
38-RSR-10	10' Red	\$88.52 ea*	\$77.77 ea*	10 lbs
38-RSR-12	12' Red	\$113.40 ea*	\$99.93 ea*	12 lbs



Yellow Poly Round Sling
WLL 8,400 lbs Vertical
WLL 6,700 lbs Choker
WLL 16,800 lbs Basket

Part #	Description	Non Member	Member	Weight
38-RSY-4	4' Yellow	\$36.31 ea*	\$32.43 ea*	2 lbs
38-RSY-6	6' Yellow	\$47.06 ea*	\$41.71 ea*	3 lbs
38-RSY-8	8' Yellow	\$57.51 ea*	\$50.73 ea*	4 lbs
38-RSY-10	10' Yellow	\$66.48 ea*	\$58.47 ea*	5 lbs
38-RSY-12	12' Yellow	\$81.30 ea*	\$71.26 ea*	6 lbs



Green Poly Round Slings
WLL 5,300 lbs Vertical
WLL 4,200 lbs Choker
WLL 10,600 lbs Basket

Part #	Description	Non Member	Member	Weight
38-RSG-4	4' Green	\$25.94 ea*	\$23.49 ea*	2 lbs
38-RSG-6	6' Green	\$34.12 ea*	\$30.55 ea*	3 lbs
38-RSG-8	8' Green	\$42.19 ea*	\$37.51 ea*	4 lbs
38-RSG-10	10' Green	\$46.24 ea*	\$41.08 ea*	5 lbs
38-RSG-12	12' Green	\$58.65 ea*	\$51.72 ea*	6 lbs



Purple Poly Round Sling
WLL 2,600 lbs Vertical
WLL 2,100 lbs Choker
WLL 5,200 lbs Basket

Part #	Description	Non Member	Member	Weight
38-RSP-4	4' Purple	\$24.87 ea*	\$22.56 ea*	1 lb
38-RSP-6	6' Purple	\$31.62 ea*	\$28.39 ea*	2 lbs
38-RSP-8	8' Purple	\$39.02 ea*	\$34.75 ea*	3 lbs

ROUND SLINGS - IMPORT

Round Sling Package

Part #	Description	Quantity in Package
38-RSY-4	4' Yellow Round Sling	2
38-RSY-6	6' Yellow Round Sling	2
38-RSR-8	8' Red Round Sling	2
38-RSR-12	12' Red Round Sling	2
38-RSB-12	12' Blue Round Sling	2
38-RSB-16	16' Blue Round Sling	2
Strap Package	Non Member	Member
	\$1167.42 ea	\$1023.70 ea



2 – 4 foot Yellow

2 – 6 foot Yellow



2 – 8 foot Red

2 – 12 foot Red



2 – 12 foot Blue

2 – 16 foot Blue

****Shipping is not included in Package Price. Call or email for shipping quote
Call 910 747 9000 or Email: sales@americantowingandrecoveryinstitute.org**

ROUND SLINGS - DOMESTIC

Purple Round Sling

Working Load Limit: 2,600 lbs Vertical 2,100 lbs Choker 5,200 lbs Basket



Part #	Description	Non Member	Member
VR1x03	3' Red Round Sling	\$26.26 ea*	\$24.72 ea*
VR1x04	4' Red Round Sling	\$28.19 ea*	\$26.38 ea*
VR1x06	6' Red Round Sling	\$33.48 ea*	\$30.95 ea*
VR5x08	8' Red Round Sling	\$38.15 ea*	\$34.98 ea*
VR5x10	10' Red Round Sling	\$43.14 ea*	\$39.29 ea*
VR5x12	12' Red Round Sling	\$48.13 ea*	\$43.59 ea*

Green Round Sling

Working Load Limit: 13,200 lbs Vertical 10,600 lbs Choker 26,400 lbs Basket



Part #	Description	Non Member	Member
VR2x03	3' Green Round Sling	\$27.72 ea*	\$25.98 ea*
VR2x04	4' Green Round Sling	\$29.11 ea*	\$27.18 ea*
VR2x06	6' Green Round Sling	\$37.41 ea*	\$34.34 ea*
VR2x08	8' Green Round Sling	\$43.85 ea*	\$39.90 ea*
VR2x10	10' Green Round Sling	\$45.07 ea*	\$40.96 ea*
VR2x12	20' Green Round Sling	\$56.76 ea*	\$51.08 ea*

ROUND SLINGS - DOMESTIC

Yellow Round Sling

Working Load Limit: 8,400 lbs Vertical 6,700 lbs Choker 16,800 lbs Basket



Part #	Description	Non Member	Member
VR3x03	3' Yellow Round Sling	\$33.48 ea*	\$30.95 ea*
VR3x04	4' Yellow Round Sling	\$36.13 ea*	\$33.24 ea*
VR3x06	6' Yellow Round Sling	44.80 ea*	\$40.72 ea*
VR3x08	8' Yellow Round Sling	\$53.46 ea*	\$48.19 ea*
VR3x10	10' Yellow Round Sling	\$62.12 ea*	\$55.67 ea*
VR3x12	12' Yellow Round Sling	\$70.78 ea*	\$63.14 ea*
VR3x16	16' Yellow Round Sling	\$88.11 ea*	\$78.10 ea*
VR3x20	20' Yellow Round Sling	\$105.43 ea*	\$93.05 ea*

Red Round Sling

Working Load Limit: 13,200 lbs Vertical 10,600 lbs Choker 26,400 lbs Basket



Part #	Description	Non Member	Member
VR5x04	4' Red Round Sling	\$48.55 ea*	\$43.96 ea*
VR5x06	6' Red Round Sling	\$55.15 ea*	\$49.66 ea*
VR5x08	8' Red Round Sling	\$66.24 ea*	\$59.23 ea*
VR5x10	10' Red Round Sling	\$76.57 ea*	\$68.14 ea*
VR5x12	12' Red Round Sling	\$92.28 ea*	\$81.70 ea*
VR5x20	20' Red Round Sling	\$149.40 ea*	\$131.05 ea*

Blue Round Sling

Working Load Limit: 21,200 lbs Vertical 17,000 lbs Choker 42,400 lbs Basket



Part #	Description	Non Member	Member
VR7x06	6' Blue Round Sling	\$72.08 ea*	\$64.95 ea*
VR7x08	8' Blue Round Sling	\$92.24 ea*	\$82.35 ea*
VR7x10	10' Blue Round Sling	\$99.80 ea*	\$88.88 ea*
VR7x12	12' Blue Round Sling	\$125.84 ea*	\$111.35 ea*
VR7x16	16' Blue Round Sling	\$159.44 ea*	\$140.35 ea*
VR7x20	20' Blue Round Sling	\$188.08 ea*	\$165.12 ea*

Gray Round Sling

Working Load Limit: 41,000 lbs Vertical 24,800 lbs Choker 62,000 lbs Basket



Part #	Description	Non Member	Member
VR9x08	8' Gray Round Sling	\$176.73 ea*	\$155.27 ea*
VR9x10	10' Gray Round Sling	\$213.20 ea*	\$186.75 ea*
VR9x12	12' Gray Round Sling	\$249.67 ea*	\$218.23 ea*
VR9x16	16' Gray Round Sling	\$322.60 ea*	\$281.23 ea*
VR9x20	20' Gray Round Sling	\$395.55 ea*	\$344.13 ea*

Orange Round Sling

Working Load Limit: 2,600 lbs Vertical 2,100 lbs Choker 5,200 lbs Basket



Part #	Description	Non Member	Member
VR10x08	8' Orange Round Sling	\$201.44 ea*	\$176.60 ea*
VR10x10	10' Orange Round Sling	\$240.08 ea*	\$209.96 ea*
VR10x12	12' Orange Round Sling	\$280.40 ea*	\$244.75 ea*
VR10x16	16' Orange Round Sling	\$359.36 ea*	\$312.90 ea*
VR10x20	20' Orange Round Sling	\$441.68 ea*	\$383.95 ea*

*FREE SHIPPING TO US, HAWAII, PUERTO RICO & VIRGIN ISLAND ADDRESSES ONLY!

WINCH/CABLE LINE



NEVER Exceed Work Load Limit, Death or Injury Can Occur!

BA Products has always advertised the working load limits of their wire rope assemblies at a 5:1 ratio. This is the standard for overhead lifting wire rope. However, there is a national SAEJ standard that specifies a ratio specific to towing and recovery procedures for wire rope: SAEJ959. This code states that a ratio of 3.55:1 is to be used for all wire rope used on a towing and or a recovery unit. Below are the updated Working Load Limits for this 3.55:1 ratio.

All wire rope is 6 x 25 Extra Improved Plow Steel (EIPS) unless noted		
B/A Wire Type	Prior WLL (5:1)	Updated WLL (3.55:1)
3/8" PS Series Fiber Core	2,680 lbs.	3,780 lbs.
3/8" SC Series Steel Core	3,020 lbs.	4,250 lbs.
3/8" GC (7x19 Galvanized Aircraft Cable)	2,880 lbs.	4,050 lbs.
7/16" PS Series Fiber Core	3,640 lbs.	5,120 lbs.
7/16" SC Series Steel Core	4,080 lbs.	5,740 lbs.
1/2" PS Series Fiber Core	4,720 lbs.	6,650 lbs.
1/2" SC Series Steel Core	5,320 lbs.	7,490 lbs.
9/16" PS Series Fiber Core	5,400 lbs.	8,390 lbs.
9/16" SC Series Steel Core	5,800 lbs.	9,520 lbs.
5/8" PS Series Fiber Core	7,360 lbs.	10,360 lbs.
5/8" SC Series Steel Core	8,240 lbs.	11,600 lbs.
3/4" SC Series Steel Core (6x37 Class)	10,240 lbs.	16,560 lbs.



STEEL CORE

Industry Standard Cable Assemblies - 3/8" Cable Assemblies

Steel Core - WLL 4250 lbs @ 3.55:1 & Minimum Breaking Strength 15,100 lbs

Part #	Description	Hook Type	Non Member	Member	Weight
4-38SC56S	3/8" x 56'	Swivel Hook	\$110.64 ea*	\$97.82 ea*	16 lbs
4-38SC56LH	3/8" x 56'	Swivel Self Locking Hook	\$130.60 ea*	\$115.05 ea*	16 lbs
4-38SC75S	3/8" x 75'	Swivel Hook	\$129.50 ea*	\$114.58 ea*	22 lbs
4-38SC75LH	3/8" x 75'	Swivel Self Locking Hook	\$150.66 ea*	\$139.75 ea*	22 lbs
4-38SC100S	3/8" x 100'	Swivel Hook	\$159.51 ea*	\$139.41 ea*	30 lbs
4-38SC100LH	3/8" x 100"	Swivel Self Locking Hook	\$178.58 ea*	\$156.74 ea*	30 lbs
4-38SC150LH	3/8" x 150'	Swivel Self Locking Hook	\$230.86 ea*	\$201.99 ea*	43 lbs



Swivel Hook



Swivel Self Locking Hook



Industry Standard Cable Assemblies - 7/16" Cable Assemblies

Steel Core - WLL 5,740 lbs @ 3.55:1 & Minimum Breaking Strength 20,400 lbs

Part #	Description	Hook Type	Non Member	Member	Weight
4-716SC50S	7/16" x 50'	Swivel Hook	\$132.80 ea*	\$117.35 ea*	24 lbs
4-716SC50LH	7/16" x 50'	Swivel Self Locking Hook	\$170.93 ea*	\$150.27 ea*	24 lbs
4-716SC75S	7/16" x 75'	Swivel Hook	\$157.64 ea*	\$138.80 ea*	34 lbs
4-716SC75LH	7/16" x 75'	Swivel Self Locking Hook	\$195.59 ea*	\$171.55 ea*	34 lbs
4-716SC100S	7/16" x 100'	Swivel Hook	\$192.57 ea*	\$168.94 ea*	42 lbs
4-716SC100LH	7/16" x 100"	Swivel Self Locking Hook	\$230.63 ea*	\$201.79 ea*	42 lbs
4-716SC150S	7/16" x 150'	Swivel Hook	\$272.19 ea*	\$239.68 ea*	62 lbs
4-716SC150LH	7/16" x 150'	Swivel Self Locking Hook	\$310.86 ea*	\$272.41 ea*	62 lbs

STEEL CORE

Industry Standard Cable Assemblies – 1/2" Cable Assemblies

Steel Core - WLL 7,490 lbs @ 3.55:1 & Minimum Breaking Strength 26,600 lbs

Part #	Description	Hook Type	Non Member	Member	Weight
4-12SC75S	1/2" x 75'	Swivel Hook	\$232.26 ea*	\$204.57 ea*	40 lbs
4-12SC75LH	1/2" x 75'	Swivel Self Locking Hook	\$309.17 ea*	\$270.95 ea*	40 lbs
4-12SC100S	1/2" x 100'	Swivel Hook	\$284.12 ea*	\$250.70 ea*	59 lbs
4-12SC100LH	1/2" x 100'	Swivel Self Locking Hook	\$361.12 ea*	\$317.15 ea*	59 lbs
4-12SC150S	1/2" x 150'	Swivel Hook	\$431.17 ea*	\$384.47 ea*	69 lbs
4-12SC150LH	1/2" x 150'	Swivel Self Locking Hook	\$508.39 ea*	\$451.11 ea*	69 lbs



Swivel Hook



Swivel Self Locking Hook



Industry Standard Cable Assemblies – 5/8" Cable Assemblies

Steel Core - WLL 11,600 lbs @ 3.55:1 & Minimum Breaking Strength 41,200 lbs


Part #	Description	Hook Type	Non Member	Member	Weight
4-58SC75S	5/8" x 75'	Swivel Hook	\$413.75 ea*	\$369.43 ea*	65 lbs
4-58SC75LH	5/8" x 75'	Swivel Self Locking Hook	\$468.82 ea*	\$416.96 ea*	65 lbs
4-58SC100S	5/8" x 100'	Swivel Hook	\$480.90 ea*	\$429.44 ea*	88 lbs
4-58SC150S	5/8" x 150'	Swivel Hook	\$628.85 ea*	\$560.42 ea*	123 lbs
4-58SC200S	5/8" x 200'	Swivel Hook	\$819.86 ea*	\$733.49 ea*	157 lbs
4-58SC200LH	5/8" x 200'	Swivel Self Locking Hook	\$875.25 ea*	\$781.30 ea*	157 lbs
4-58SC250S	5/8" x 250'	Swivel Hook	\$969.68 ea*	\$865.68 ea*	182 lbs
4-58SC250LH	5/8" x 250'	Swivel Self Locking Hook	\$1024.95 ea*	\$913.38 ea*	182 lbs

FIBER CORE

Industry Standard Cable Assemblies ~ 3/8" Cable Assemblies

Fiber Core - WLL 3780 lbs @ 3.55:1 & Minimum Breaking Strength 13,420 lbs

Part #	Description	Hook Type	Non Member	Member	Weight
4-38PS56S	3/8" x 56'	Swivel Hook	\$99.01 ea*	\$88.19 ea*	16 lbs
4-38PS56LH	3/8" x 56'	Swivel Self Locking Hook	\$119.09 ea*	\$105.52 ea*	16 lbs
4-38PS75S	3/8" x 75'	Swivel Hook	\$125.62 ea*	\$111.16 ea*	21 lbs
4-38PS75LH	3/8" x 75'	Swivel Self Locking Hook	\$145.61 ea*	\$128.42 ea*	21 lbs
4-38PS100S	3/8" x 100'	Swivel Hook	\$169.51 ea*	\$150.41 ea*	27 lbs
4-38PS100LH	3/8" x 100"	Swivel Self Locking Hook	\$189.58 ea*	\$167.74 ea*	27 lbs
4-38PS150LH	3/8" x 150'	Swivel Self Locking Hook	\$255.86 ea*	\$226.99 ea*	43 lbs



6 X 25
Extra Improved Plow Steel
Construction

FIBER CORE

Swivel Hook



Swivel Self Locking Hook



Industry Standard Cable Assemblies ~ 7/16" Cable Assemblies

Fiber Core - WLL 5,120 lbs @ 3.55:1 & Minimum Breaking Strength 18,200 lbs

Part #	Description	Hook Type	Non Member	Member	Weight
4-716PS50S	7/16" x 50'	Swivel Hook	\$121.76 ea*	\$107.83 ea*	20 lbs
4-716PS50LH	7/16" x 50'	Swivel Self Locking Hook	\$159.79 ea*	\$140.65 ea*	20 lbs
4-716PS75S	7/16" x 75'	Swivel Hook	\$166.95 ea*	\$146.75 ea*	28 lbs
4-716PS75LH	7/16" x 75'	Swivel Self Locking Hook	\$195.78ea*	\$173.09 ea*	28 lbs
4-716PS100S	7/16" x 100'	Swivel Hook	\$199.53 ea*	\$177.69 ea*	37 lbs
4-716PS100LH	7/16" x 100"	Swivel Self Locking Hook	\$237.57 ea*	\$210.52 ea*	37 lbs
4-716PS150S	7/16" x 150'	Swivel Hook	\$270.31 ea*	\$240.83 ea*	54 lbs
4-716PS150LH	7/16" x 150'	Swivel Self Locking Hook	\$308.46 ea*	\$273.76 ea*	54 lbs

HEAVY DUTY TOP SHELF WINCH LINE ASSEMBLIES WITH YOKE HOOK

The following assemblies are made from 6 x 37 steel core extra improved plow steel which provides a working load limit of 16,560 lbs which used with the towing industry's standard 3.5 to 1 design factor. Top of the line domestic hooks & thimbles are used on these assemblies.

Working Load Limits @ 3.55:1 = 16,560 lbs

Minimum Break Strength = 58,800

Part #	Size	Hook Type	Non Member	Member	Weight
4-34EI200S	3/4" x 200'	Swivel Hook	\$1,045.30 ea	\$902.19 ea	299 lbs
4-34EI200LH	3/4" x 200'	Swivel Self Locking Hook	\$1,241.70 ea	\$1,071.71 ea	310 lbs
4-34EI250S	3/4" x 250'	Swivel Hook	\$1,223.75 ea	\$1,056.21 ea	431 lbs
4-364EI250LH	3/4" x 250'	Swivel Self Locking Hook	\$1,431.01 ea	\$1,235.10 ea	442 lbs

These assemblies require truck freight delivery. Please call our office (910) 747-9000 or email sales@americantowingandrecoveryinstitute.org for shipping quote.

Swivel Hook



Swivel Self Locking Hook



Gunnebo Johnson Wedge Sockets for Cable Repair

Created to be used for field repairs of broken or damaged wire rope. If your rope needs to be re spliced while on the job you can pass the wire rope around the wedge and pass it thru the socket creating a tight fit around the wire rope. Be sure to leave enough wire rope on the "dead end" to use the recommended three wire clamps to secure.



Part #	Description	Weight
4-38WS	Fits 3/8" Cable	4 lbs
4-716WS	Fits 7/16" Cable	4 lbs
4-12WS	Fits 1/2" Cable	4 lbs
4-58WS	Fits 5/8" Cable	9 lbs
4-34WS	Fits 3/4" Cable	10 lbs

** Please Call or email for availability and pricing for Wedge Sockets. 910 747 9000 or sales@americantowingandrecoveryinstitute.org.

SYNTHETIC PLASMA WINCH LINES

AMERICAN MADE

Plasma synthetic lines are extremely tight & will NOT remain flat, the line will stay round on the drum.

All-Grip Plasma Winch Lines have a self-locking swivel hook attached & uses a special process, High Performance Modulus Polyethylene (HMPE) that delivers super light & super strong fibers by a patented recrystallization process. This process makes the fibers run like fiber rope... Load Limits – (3.55:1) Design Factor per as per ASME/ASTM B30.5, formerly SAEJ959

Part #	Description	Non Member	Member	Min Breaking Strength	WLL	Weight
PWL3850	3/8" x 50'	\$178.21 ea*	\$155.98 ea*	17,600 lbs	4400 lbs	6 lbs
PWL3875	3/8" x 75'	\$211.60 ea*	\$184.59 ea*	17,600 lbs	4400 lbs	7 lbs
PWL38100	3/8" x 100'	\$262.45 ea*	\$227.50 ea*	17,600 lbs	4400 lbs	8 lbs
PWL71650	7/16" x 50'	\$241.84 ea*	\$210.10 ea*	21,500 lbs	5375 lbs	10 lbs
PWL71675	7/16" x 75'	\$330.85 ea*	\$287.60 ea*	21,500 lbs	5375 lbs	11 lbs
PWL715100	7/16" x 100'	\$421.56 ea*	\$365.90 ea*	21,500 lbs	5375 lbs	13 lbs
PWL12100	1/2" x 100'	\$616.44 ea*	\$534.10 ea*	30,600 lbs	7650 lbs	15 lbs
PWL12150	1/2" x 150'	\$829.76 ea*	\$718.90 ea*	30,600 lbs	7650 lbs	16 lbs
PWL58250	5/8" x 250'	\$1780.40 ea*	\$1502.20 ea*	47,500 lbs	11,875 lbs	32 lbs
PWL34250	3/4" x 250'	\$2491.04 ea*	\$2156.85 ea*	58,000 lbs	14,500 lbs	46 lbs



Features:

- ✓ High strength
- ✓ Low stretch
- ✓ Low creep
- ✓ High melting point
- ✓ Self-locking hook provided
- ✓ Plasma processed

SNATCHBLOCKS



DOMESTIC SNATCH BLOCKS

Skookum Lightweight Snatch Blocks

- Lightweight – 44 lbs for 15 ton block
- For use with $\frac{3}{4}$ " – $\frac{7}{8}$ " wire synthetic rope
- Latch Forged swivel hook comes as standard equipment
- Lightweight hook provides high strength alloy w/a low profile design, creating a tremendous weight to strength ratio
- 4:1 design factor
- Lightweight sheave is made with a material blend that is specifically designed for increased strength and durability
- If marring of the sheave tread occur, composite material causes NO abrasion on the wire rope, unlike alloy sheave materials
- ASME B30.26 Compliant
- Made in the USA



Part #	Description	Non Member	Member	WLL	Weight
6K-15T10A	10" Sheave $\frac{3}{4}$ " – $\frac{7}{8}$ " Cable	\$2394.93 ea*	\$2073.90 ea*	15 tons	44 lbs

Skookum Standard Snatch Block



Part #	Description	Non Member	Member	WLL	Weight
6S-15T10	10" Sheave - $\frac{3}{4}$ "- $\frac{7}{8}$ " Cable	\$1182.50 ea*	\$1051.50 ea*	15 tons	62 lbs

DOMESTIC SNATCH BLOCKS

Yoke Alloy Snatch Blocks

- Meets all requirements of ASME B30.26
- Bronze bushed with grease fittings
- Latched swivel hook standard
- Closed die forged steel sheaves
- Fatigue rated and date coded
- Forged components 100% Magnaflux inspected

Snatch Block with Latched Swivel Hook



Part #	Description	Non member	Member	WLL	Weight
6Y-12T6A	6" Sheave 3/4" – 7/8" Cable	\$1,100.60 ea*	\$954.03 ea*	12 tons	31 lbs
6Y-12T8A	8" sheave – 3/4" – 7/8" Cable	\$1,090.29 ea*	\$946.40 ea*	12 tons	37 lbs
6Y-12t10A	10" Sheave – 3/4" – 7/8" Cable	\$1,192.82 ea*	\$1,036.36	12 tons	46 lbs

Gunnebo Johnson Snatch Blocks

New, Old Stock

Part #	Description	Non Member	Member	WLL	Weight
SB8S8BH	8" Sheave – 9/16" Cable	\$624.25 ea*	\$495.66 ea*	8 tons	35 lbs



DOMESTIC SNATCH BLOCKS

McKissick All Alloy Snatch Blocks

- Opening feature permits easy insertion of rope without reeving, or while the block is suspended.
- Bolt for opening feature is retained, to ensure no lost bolts.
- Forged steel swivel tees, yokes and hooks.
- Furnished with a latch installed.
- Can be furnished with bronze bushings or roller bearings.
- Center pin equipped with pressure lube fitting.
- All sizes feature sheave grooves suited for a range of wire line diameters.
- Meets or exceeds all requirements of ASME B30.26 including identification ductility, design factor, proof load and temperature requirements. More important, these blocks meet other critical performance requirements including fatigue life and material traceability, not addressed by ASME B30.26.
- "All Alloy" snatch blocks feature a significant reduction in weight compared to snatch blocks made of non-alloy materials.
- "Lebus General Purpose" snatch blocks (with shackle or hook) feature an easy-to-open bolt design. The retaining bolt is released by rotating the fitting assembly, no tools required.

Crosby Model 416



Part #	Description	Non Member	Member	WLL	Weight
193000	6" Sheave - 3/4" Cable	\$805.22 ea*	\$699.09 ea*	17,640 lbs	26 lbs
193427	6" Sheave - 3/4 - 7/8" Cable	\$1,237.82 ea*	\$1,072.46 ea*	26,460 lbs	26 lbs
193490	8" Sheave - 3/4" - 7/8" Cable	\$1,213.40 ea*	\$1,052.08 ea*	26,460 lbs	33 lbs
193613	10" Sheave - 3/4" - 7/8" Cable	\$1,331.07 ea*	\$1,153.63 ea*	26,460 lbs	33 lbs

Crosby Model 418



Part #	Description	Non Member	Member	WLL	Weight
108038	3" Sheave - 5/16" - 3/8" Cable	\$203.28 ea*	\$176.82 ea*	2 tons	5 lbs
108065	4.5" Sheave - 3/8" - 1/2" Cable	\$360.45 ea*	\$312.47 ea*	4 tons	5 lbs
108127	6" Sheave - 5/8" - 3/4" Cable	\$606.80 ea*	\$525.78 ea*	8 tons	12 lbs
108225	8" Sheave - 5/8" - 3/4" Cable	\$685.80 ea*	\$596.70 ea*	8 tons	33 lbs
108323	10" Sheave - 5/8" - 3/4" Cable	\$1,145.34	\$995.39 ea*	8 tons	41 lbs

Crosby Model 420



Part #	Description	Non Member	Member	WLL	Weight
108275	8" Sheave - 3/4" - 7/8" Cable	\$1,620.82 ea*	\$1,407.14 ea*	15 tons	56 lbs
108371	10" Sheave - 3/4" - 7/8" Cable	\$1,791.37 ea*	\$1,557.07 ea*	15 tons	77 lbs

IMPORT SNATCH BLOCKS

Yoke High Quality Import Snatch Blocks with Hook



Part #	Description	Non Member	Member	WLL	Weight
6Y-2T3	3" Sheave – 5/16" – 3/8" Cable	\$150.46 ea*	\$131.23 ea*	2 tons	6 lbs
6Y-4T4	4" Sheave – 3/8" – 1/2" Cable	\$273.37 ea*	\$238.10 ea*	4 tons	13 lbs
6Y-8T6	6" Sheave – 5/8" – 3/4" Cable	\$568.27 ea*	\$494.58 ea*	8 tons	29 lbs
6Y-8T8	8" Sheave – 5/8" – 3/4"	\$639.28 ea*	\$558.60 ea*	8 tons	42 lbs

These Yoke Snatch Blocks are manufactured from the highest quality tensile steel. Bronze bushings and grease fittings allow for ease of use and extended sheave life. 100% Magnaflux tested — standard on all Blocks. Supplied with model number, wire rope size, working load limit and usage warnings. Designed with a safety factor of 4:1. Test certs and batch numbers for ease of traceability.

Import China Snatch Block with Hook



Part #	Description	Non Member	Member	WLL	Weight
6I-2T3	3" Sheave 5/16" – 3/8" Cable	\$53.34 ea*	\$47.41 ea*	2 tons	6 lbs
6I-3T3	3" Sheave 3/8" – 1/2" Cable	\$86.15 ea*	\$75.73 ea*	3 tons	6 lbs
6I-4T4	4" Sheave 3/8" – 1/2" Cable	\$92.69 ea*	\$82.67 ea*	4 tons	14 lbs
6I-8T6	6" Sheave 5/8" – 3/4" Cable	\$194.46 ea*	\$171.94 ea*	8 tons	27 lbs
6I-8T8	8" Sheave 5/8"-3/4" Cable	\$248.50 ea*	\$219.96 ea*	8 tons	37 lbs
6I-15T8	8" Sheave 3/4" – 7/8" Cable	\$416.34 ea*	\$373.04 ea*	15 tons	57 lbs
6I-15T10	10" Sheave 3/4" – 7/8" Cable	\$513.19 ea*	\$473.80 ea*	15 tons	76 lbs

Import Snatch Block with Chain & Hook





Part #	Description	Non Member	Member	WLL	Weight
6I-2TSW30	3" Sheave Fits 5/16" to 3/8" Grade 70 - 30" Chain	\$89.26 ea*	\$78.41 ea*	2 tons	9 lbs
6I-4TSW30	4.5" Sheave Fits 3/8" to 1/2" Grade 100 - 30" Chain	\$215.55 ea*	\$188.78 ea*	4 tons	19 lbs

Import Snatch Block with Shackle



Part #	Description	Non Member	Member	WLL	Weight
6I-SW2T	3" Sheave – 5/16" – 3/8" Cable	\$68.25 ea*	\$60.27 ea*	2 tons	5 lbs
6I-SW4T	4.5" Sheave – 3/8" – 1/2' Cable	\$128.71 ea*	\$113.83 ea*	4 tons	14 lbs

LIGHT DUTY TOWING



TIRE SKATES



48-WSN



48-WSB

Interlocking Wreckmaster Tire Skates

Neon or black states sold in sets of four.

Features:

- Built-in groove for vehicles without wheels
- Set of four
- Skates can be attached together to accommodate larger vehicles

Part #	Description	Non Member	Member	Weight
48-WSN	Neon Green	\$108.99 ea*	\$93.99 ea*	8 lbs
48-WSB	Black	\$108.99 ea*	\$93.99 ea*	8 lbs

New Improved! Green Interlocking Wreckmaster Tire Skates

Set of 4 green skates - New Features Include:



48-701135

- New Chevron design for added strength and visual appeal
- Deeper, wider recess to accommodate rotors and brake drums
- A more aggressive beveled edge for approach climb onto truck deck
- Raised tab locks to eliminate "mushrooming" wear that prevents skates from locking together properly
- 3 Bottom Rails reduce surface contact area, decreasing resistance, and wear/ tear
- Added slots for strapping an item down onto the skate

Part #	Description	Non Member	Member	Weight
48-701135	Green	\$108.99 ea*	\$93.99 ea*	6 lbs

CONTAINER SKATES

Low Pro Pocket Plug Container Skate



48-CSP5

Low Pro Pocket Plug Container Skate makes loading or moving shipping containers easy! This patented low-profile design achieves an overall lower height of the container when loaded on a trailer or a flatbed on a truck. Place the sea container skate beneath the corner of the container - fitting the raised plug nicely into the oblong pocket of the container. The skate's rounded ends eases the transition from the ground surface to the angle of a rollback carrier or trailer. The slick surface of the skate makes moving objects easy!

- Made from extruded recycled plastic
- Rot, wear, oil and grease resistant
- Stronger than wood
- Dimensions: 11.75"L x 5.5"W x 2.69"H

Part #	Description	Non Member	Member	Weight
48-CSP5	Low Profile	\$103.36 ea*	\$94.67 ea*	4 lbs

Pocket Plug Container Skate



48-CSP6

Pocket Plug Container Skate makes loading or moving shipping containers slick and easy! Place this patented sea container skate beneath the corner of the container - fitting the raised plug nicely into the oblong pocket of the container. The skate's rounded ends eases the transition from the ground surface to the angle of a rollback carrier or trailer. The slick surface of the skate makes moving objects easy!

- Made from extruded recycled plastic
- Rot, wear, oil and grease resistant
- Stronger than wood
- Dimensions: 12"L x 5.5"W x 5.38"L

Part #	Description	Non Member	Member	Weight
48-CSP6	Standard	\$176.14 ea*	\$154.76 ea*	7 lbs

TIRE SKATES

Low Profile Ball Joint Control Arm Skate



48-CAS4

Low Profile Control Arm Skate is designed for use on a disabled or wrecked vehicle with a missing wheel or lugnuts, a broken ball joint, control arm, axle or other suspension components. This skate is perfect for use with high-end vehicles with low clearance concerns. The top of this patented skate has a pocket for the ball-joint and cradles the a-frame of the suspension. The rounded ends of this skate allow for easy loading as it will navigate the approach lip of a bed or trailer.

- Made from extruded recycled plastic
- Rot, wear, oil and grease resistant
- Stronger than wood
- Dimensions: 18"L x 3-1/2"W x 3-1/2"H
- Cable handle

Part #	Description	Non Member	Member	Weight
48-CAS4	4" Low Profile	\$129.33 ea*	\$112.72 ea*	5 lbs

Ball Joint Control Arm Skate



48-CAS6

Control Arm Skate is designed for use on a disabled or wrecked vehicle with a missing wheel or lugnuts, a broken ball joint, control arm, axle or other suspension components. The top of this patented skate has a pocket for the ball-joint and cradles the a-frame of the suspension. The rounded ends of this skate allow for easy loading as it will navigate the approach lip of a bed or trailer.

- Made from extruded recycled plastic
- Rot, wear, oil and grease resistant
- Stronger than wood
- Dimensions: 19"L x 5-1/2"W x 5-1/2"H

Part #	Description	Non Member	Member	Weight
48-CAS6	6" Standard	\$176.14 ea*	\$154.76 ea*	13 lbs

TIRE SKATES

BA Products Orange Tire Skates



48-2

BA Products orange tire skates are ideal for moving disabled vehicles without sticking or shaking, and lining up vehicles to be loaded onto car carrier beds.
Dimensions: 15-3/4"L x 3-1/2"W x 3-1/2"H

Part #	Description	Non Member	Member	Weight
48-2	Single Skate	\$30.56 ea*	\$27.47 ea*	4 lbs
48-2/2	Set of 2 Skates	\$53.57/2*	\$46.74/2*	8 lbs
48-2/4	Set of 4 Skates	\$104.14/4*	\$92.49/4*	16 lbs

Single Tire Skate by Turtle Plastics



48-TS325

Single tire skate are made by Turtle Plastics. The rope handle is for handling only and it is not designed to be used as an attachment or pulling point.

Single Tire Skates - Length: 17.75" x Width: 3.25" x Height: 4"

Part #	Description	Non Member	Member	Weight
48-TS325	Single Skate	\$40.76 ea*	\$36.55 ea*	4 lbs
48-TS325/2	Set of 2 Skates	\$55.57/2 *	\$49.74/2*	8 lbs
48-TS325/4	Set of 4 Skates	\$100.14/4*	\$89.49/4*	16 lbs

Double Tire Skate by Turtle Plastics



48-TS65

Double Tire Skates are made by Turtle Plastics. The rope handle is for handling only and it is not designed to be used as an attachment or pulling point.

Double Tire Skates - Length: 18" x Width: 6.5" x Height: 4"

Part #	Description	Non Member	Member	Weight
48-TS65	Single Skate	\$75.02 ea*	\$65.84 ea*	4 lbs
48-TS65/2	Set of 2 Skates	\$143.44/2 *	\$125.56/2*	8 lbs
48-TS65/4	Set of 4 Skates	\$279.87/4*	\$241.25/4*	16 lbs

Quad Tire Skate by Turtle Plastics



48-TS13

Quad Tire Skates are made by Turtle Plastics. The rope handle is for handling only and it is not designed to be used as an attachment or pulling point.

Quad Tire Skates - Length: 13" x Width: 17" x Height: 4"

Part #	Description	Non Member	Member	Weight
48-TS13	Single Skate	\$140.69 ea*	\$122.52ea*	4 lbs
48-TS13/2	Set of 2 Skates	\$272.02/2 *	\$238.08/2*	8 lbs
48-TS13/4	Set of 4 Skates	\$541.71/4*	\$473.16/4*	16 lbs

CARRIER TIE DOWN SYSTEMS 8 POINT ROLLBACK TIE DOWN

Each strap has a Working Load Limit (WLL) 4000 lbs

Available in Classic Polyester, Tower's Edge & Heavy Duty Webbing in 14 foot & 18 foot

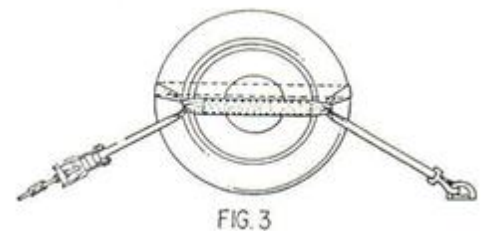
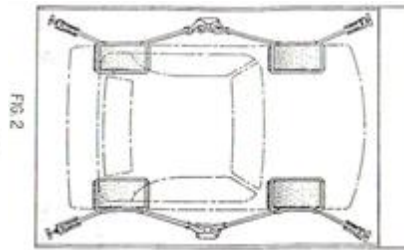
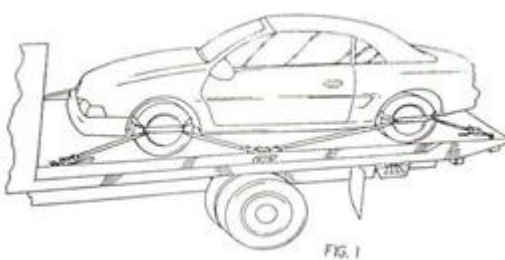
BA Products Polyester Class Webbing

Our quality classic webbing has been chosen as the tower's workhorse strap for decades and has become the standard for everyday use in the towing industry.

BA Products Tower's Edge Webbing

Web is PVB impregnated to give maximum protection against the elements, resisting water & other fluids up to 50% more than standard web. Modified acrylic web coating provides further protection from the elements and a more durable permanent finish.

We have also chosen a slightly tighter weaver for this webbing adding increased flexibility & tear resistance. Best available edge protection for extreme resistance with black thermoplastic coated polymer yarns.



Eight Point Tie Down Systems

Each kit is available in Standard Yellow, Red, Purple, Pink webbing & 14 or 18 foot straps with different options of extensions. We have available ...

- Straps with Snap Hooks
- Straps with Chain Tails
- Straps with Chain Tails & Mini J Hooks

Pricing is provided on following pages.

CARRIER TIE DOWN SYSTEMS

8 POINT ROLLBACK TIE DOWN

Straps with Snap Hooks & Ratchets with Chain Tails

Part #	Description	Non Member	Member	Weight
38-200	14' Straps with snap hooks & standard ratchets with chains	\$206.70 ea*	\$182.51 ea*	23 lbs
38-218	18' Straps with snap hooks & standard ratchets with chains	\$217.34 ea*	\$191.69 ea*	26 lbs
38-8200	14' Straps with snap hooks & gradual release ratchets with chains	\$223.69 ea*	\$197.17 ea*	28 lbs
38-8218	18' Straps with snap hooks & gradual release ratchets with chains	\$228.02 ea*	\$200.91 ea*	30 lbs

4 - ratchets with chains
 4 - 14 foot long or 18 foot long straps with snap hooks
 4 - heavy duty reinforced short straps (dog bones) no metal rings to contact car

38-200 – 14' Straps
 38-218 – 18' Straps
Standard Ratchet with Chain



38-8200 -14' Straps
 38-8218 – 18' Straps
Gradual Release Rubber Handle Ratchets with Chain



Straps & Ratchets with Chain Tails

Part #	Description	Non Member	Member	Weight
38-200C	14' Straps & standard ratchets with chains	\$204.48 ea*	\$180.60 ea*	23 lbs
38-218C	18' Straps & standard ratchets with chains	\$213.14 ea*	\$158.06 ea*	26 lbs
38-8200C	14' Straps & gradual release ratchets with chains	\$220.88 ea*	\$194.75 ea*	28 lbs
38-8218C	18' Straps & gradual release ratchets with chains	\$223.27 ea*	\$196.81 ea*	30 lbs

4 - ratchets with chains
 4 - 14 foot long or 18 foot long straps with chain tails
 4 - heavy duty reinforced short straps (dog bones) no metal rings to contact car

38-200C – 14' Straps
 38-218C – 18' Straps
Standard Ratchet with Chain



38-8200C -14' Straps
 38-8218C – 18' Straps
Gradual Release Rubber Handle Ratchets with Chain



CARRIER TIE DOWN SYSTEMS

8 POINT ROLLBACK TIE DOWN

Straps with Snap Hooks, Ratchets with Chain Tail & D-Rings

Part #	Description	Non Member	Member	Weight
38-200D	14' Straps & standard ratchets with chains	\$231.62 ea*	\$204.01 ea*	23 lbs
38-218D	18' Straps & standard ratchets with chains	\$242.54 ea*	\$213.44 ea*	26 lbs
38-8200D	14' Straps & gradual release ratchets with chains	\$250.25 ea*	\$220.10 ea*	28 lbs
38-8218D	18' Straps & gradual release ratchets with chains	\$258.88 ea*	\$227.55 ea*	30 lbs

- 4 - ratchets with chains
- 4 - 14 foot long straps with snap hooks
- 4 - heavy duty reinforced short straps (dog bones) no metal rings to contact car
- 4 - D Rings

38-200D – 14' Straps
38-218D – 18' Straps
Standard Ratchet with Chain



38-8200D -14' Straps
38-8218D – 18' Straps
Gradual Release Rubber Handle Ratchets with Chain



Straps & Ratchets with Snap Hooks

Part #	Description	Non Member	Member	Weight
38-200SH	14' Straps & standard ratchets with chains	\$204.50 ea*	\$180.61 ea*	25 lbs
38-218SH	18' Straps & standard ratchets with chains	\$213.79 ea*	\$188.63 ea*	27 lbs
38-8200SH	14' Straps & gradual release ratchets with chains	\$221.77 ea*	\$195.52 ea*	28 lbs
38-8218SH	18' Straps & gradual release ratchets with chains	\$230.68 ea*	\$203.20 ea*	30 lbs

38-200SH – 14' Straps
38-218SH – 18' Straps
Standard Ratchet with Chain



38-8200SH -14' Straps
38-8218SH – 18' Straps
Gradual Release Rubber Handle Ratchets with Chain



- 4 - ratchets with snap hooks
- 4 - 14 foot long straps with snap hooks
- 4 - heavy duty reinforced short straps (dog bones) no metal rings to contact car

CARRIER TIE DOWN SYSTEMS

8 POINT ROLLBACK TIE DOWN

Straps with Chain Tails & Mini J Hooks & Ratchets with Chain Tail

Part #	Description	Non Member	Member	Weight
38-200C-J	14' Straps & standard ratchets with chains	\$195.00 ea*	\$182.56 ea*	25 lbs
38-218C-J	18' Straps & standard ratchets with chains	\$205.00 ea*	\$191.25 ea*	27 lbs
38-8200C-J	14' Straps & gradual release ratchets with chains	\$206.55 ea*	\$190.75 ea*	28 lbs
38-8218C-J	18' Straps & gradual release ratchets with chains	\$215.50 ea*	\$199.75 ea*	30 lbs

4 - ratchets with chains
4 - 14 foot or 18 foot long straps
with chain & mini j hooks
4 heavy duty reinforced short straps
(dog bones) no metal rings to
contact car

38-200C-J – 14' Straps
38-218C-J – 18' Straps
Standard Ratchet with Chain



38-8200C-J -14' Straps
38-8218C-J – 18' Straps
**Gradual Release Rubber Handle Ratchets
with Chain**



Replacement Parts

Straps for Carrier Tie Down Systems

#38-200C-L 14 foot strap with chain tail
#38-218C- 18 foot strap with chain tail



#38-200-L 14 foot strap & snap hook



#38-200-S Heavy Duty Reinforced Short
Strap (dog bone)



Part #	Description	Non Member	Member
38-200C-L	14' Strap with Chain Tail	\$35.35 ea*	\$31.61 ea*
38-218C-L	18' Strap with Chain Tail	\$36.85 ea*	\$32.90 ea*
38-200-L	14' Strap with Snap Hook	\$34.54 ea*	\$30.91 ea*
38-200-S	Heavy Duty Reinforced Short Strap – Dog Bone	\$19.88 ea*	\$18.25 ea*

Ratchets for Carrier Tie Down Systems

#38-100-R 2" Wide Handle Ratchet with
Chain Tail



#38-82 2" Gradual Release Rubber Handle
Ratchet with Snap Hook



#38-8100-R 2" Gradual Release Rubber
Handle Ratchet with Chain Tail



Part #	Description	Non Member	Member
38-100-R	2" Wide Handle Ratchet with Chain Tail	\$33.64 ea*	\$30.13 ea*
38-82	2" Gradual Release Rubber Handle Ratchet with Snap Hook	\$36.46 ea*	\$32.56 ea*
38-8100-R	2" Gradual Release Rubber Handle Ratchet with Chain Tail	\$40.17 ea*	\$35.77 ea*

***FREE SHIPPING TO US, HAWAII, PUERTO RICO & VIRGIN ISLAND ADDRESSES ONLY!**

CARRIER TIE DOWN SYSTEMS

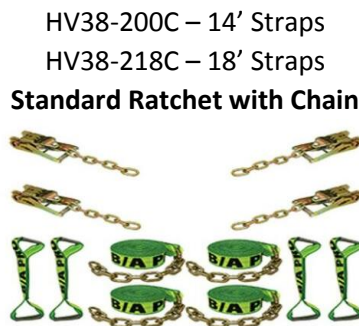
8 POINT ROLLBACK TIE DOWN

Hi Viz - 8-point tie-down webbing has a green nylon edge, reflective threading and is high visibility for increased visibility on the roadside in both 14' and 18' straps

Hi-Viz Straps with Chain Tails

Part #	Description	Non Member	Member	Weight
HV38-200C	14' Straps & standard ratchets with chains	\$215.93 ea*	\$190.47 ea*	25 lbs
HV38-218C	18' Straps & standard ratchets with chains	\$226.73 ea*	\$199.80 ea*	27 lbs
HV38-8200C	14' Straps & gradual release ratchets with chains	\$233.06 ea*	\$205.26 ea*	28 lbs
HV38-8218C	18' Straps & gradual release ratchets with chains	\$241.61 ea*	\$212.64 ea*	30 lbs

4 - ratchets with chains
 4 – Hi Viz 14 foot or 18 foot long straps with chain
 4 - heavy duty reinforced short straps (dog bones) no metal rings to contact car



Towing for a Cure – Breast Cancer - Since beginning the Towing for a Cure initiative 6 years ago, we have heard story after story of how Breast Cancer has either disrupted or taken the lives of our loved ones all over the world. We are proud to once again work alongside each of you in spreading awareness and donating to Breast Cancer Awareness and Research. ~ BA Products

Towing For A Cure Straps with Chain Tails

Part #	Description	Non Member	Member	Weight
Cure38-200C	14' Straps & standard ratchets with chains	\$215.93 ea*	\$190.47 ea*	25 lbs
Cure38-218C	18' Straps & standard ratchets with chains	\$226.73 ea*	\$199.80 ea*	27 lbs
Cure38-8200C	14' Straps & gradual release ratchets with chains	\$233.06 ea*	\$205.26 ea*	28 lbs
Cure38-8218C	18' Straps & gradual release ratchets with chains	\$241.61 ea*	\$212.64 ea*	30 lbs

4 - ratchets with chains
 4 – Cure 14 foot or 18 foot long straps with chain
 4 - heavy duty reinforced short straps (dog bones) no metal rings to contact car



CARRIER TIE DOWN SYSTEMS

8 POINT ROLLBACK TIE DOWN

Tower's Edge High Performance Webbing

- Edges are constructed of polymer yarns coated with an abrasion and cut resistant thermoplastic polymer
- More resistant to tears, cuts and abrasions
- Up to 50% less water absorption
- PVB impregnated for superior protection against the elements
- Web coating is a modified acrylic which is a durable and permanent finish
- Tighter weave style for superior flexibility and abrasion resistance

Tower's Edge Straps with Snap Hooks & Ratchets with Chain Tails

Part #	Description	Non Member	Member	Weight
V38-200C	14' Straps & standard ratchets with chains	\$240.10 ea*	\$211.25 ea*	25 lbs
V38-218C	18' Straps & standard ratchets with chains	\$244.67 ea*	\$215.28 ea*	27 lbs
V38-8200C	14' Straps & gradual release ratchets with chains	\$265.20 ea*	\$233.17 ea*	28 lbs
V38-8218C	18' Straps & gradual release ratchets with chains	\$296.87 ea*	\$237.03 ea*	30 lbs

4 - ratchets with chains
 4 – Towers Edge 14 foot or 18 foot long straps with chain
 4 heavy duty reinforced short straps (dog bones) no metal rings to contact car



Car Carrier Tie Downs with Cluster

Grade 70 Transmission Cluster – 2" x 8' Strap with Ratchet & 5/16 Chain

Part #	Description	Non Member	Member	WLL	Weight
38-100	38-100	\$69.10 ea*	\$61.01 ea*	4000 lbs	7 lbs
38-100/4	Set of 4 38-100	\$257.20/4*	\$225.08/4*	4000 lbs ea	28 lbs
38-100-S	Replacement Strap for 38-100	\$44.37 ea*	\$39.67 ea*	4000 lbs	4 lbs

38-100 2" x 8' Strap with Ratchet & 5/16 Chain




38-100-S – Replacement Strap Only



Carrier Tie Downs with Lasso Straps

- 4 - Tower's Edge Lasso Straps (3330 lbs wll) **#V38-1** *each strap is 110" long w 2" ring (108" of strap + 9' 2" long)
 4 - Wide Handled Ratchets chain tail (4000 lbs wll) **#38-100-R**
 4 - Wear Pads/Strap Protectors **#38-SL2**

Part #	Description	Non Member	Member
V38-1	4-Towers Edge Lasso Strap		
38-100-R	4- Ratchet with Chain		
38-SL2	4 – Strap Protector		
	Carrier Tie Down Kit	\$182.57 ea*	\$158.95 ea*



***FREE SHIPPING TO US, HAWAII, PUERTO RICO & VIRGIN ISLAND ADDRESSES ONLY!**

UNDER LIFT TIE DOWN STRAPS

2" Medium Duty Under Reach Tie Downs with Short Handle Ratchets

Part #	Description	Non Member	Member	WLL	Weight
38-104	2" Medium Duty Tie Down with Short Handle Ratchet	\$75.15 pr*	\$65.96 pr*	7000 lbs/pr	5 lbs/pr



#38-104

2" Heavy Duty Under Reach Tie Downs with Long Handle Ratchets

Part #	Description	Non Member	Member	WLL	Weight
38-104HD	2" Heavy Duty Tie Down with Long Handle Ratchet	\$86.10 pr*	\$76.54 pr*	7300 lbs/pr	6 lbs/pr



#38-104HD

3" Heavy Duty Under Reach Tie Downs with Long Handle Ratchets

Part #	Description	Non Member	Member	WLL	Weight
38-106	3" Heavy Duty Tie Down with Long Handle Ratchet	\$233.94 pr*	\$203.96 pr*	11,000 lbs/pr	16 lbs/pr
38-106-S	Replacement Strap for 3" HD Tie Down	\$42.15 ea*	\$37.48 ea*		1.5 lbs




#38-106



#38-106-S

3" Heavy Duty Under Reach Tie Downs with Short Handle Ratchets

Part #	Description	Non Member	Member	WLL	Weight
38-107	3" Heavy Duty Tie Down with Short Handle Ratchet	\$227.70 pr*	\$198.58 pr*	11,000 lbs/pr	16 lbs/pr
38-107-S	Replacement Strap for 3" HD Tie Down	\$42.15 ea*	\$37.48 ea*		1.5 lbs




#38-107



#38-107-S

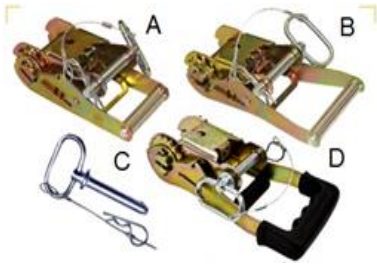
RATCHETS

2 Inch Ratchet with Side Hook




Part #	Description	Non Member	Member	WLL	Weight
A. 38-14	2" Standard Handle Ratchet	\$21.33 ea*	\$18.40 ea*	1000 lbs	3 lbs
B. 38-24	2" Wide Handle Ratchet	\$23.51 ea*	\$20.29 ea*	1000 lbs	3 lbs
C. 38-14-H	Side Hook Attachment Only	\$7.23 ea*	\$6.24 ea*		1 lb
D. 38-84	2" Gradual Release Rubber Handle Ratchet	\$23.23 ea*	\$20.05 ea*	1000 lbs	4 lbs

2 Inch Ratchet with Hitch Pin



Part #	Description	Non Member	Member	WLL	Weight
A. 38-13	2" Standard Handle Ratchet	\$24.26 ea*	\$20.94 ea*	3670 lbs	2 lbs
B. 38-23	2" Wide Handle Ratchet	\$26.17 ea*	\$22.59 ea*	3670 lbs	3 lbs
C. 38-13-H	Hitch Pin Attachment Only	\$10.09 ea*	\$8.71 ea*		1 lb
D. 38-83	2" Gradual Release Rubber Handle Ratchet	\$25.80 ea*	\$22.27 ea*	3670 lbs	4 lbs

2 Inch Ratchet with Looped Hook



Part #	Description	Non Member	Member	WLL	Weight
A. 38-15J	2" Standard Handle Ratchet	\$24.26 ea*	\$20.92 ea*	1000 lbs	3 lbs
B. 38-25J	2" Wide Handle Ratchet	\$26.37 ea*	\$22.77 ea*	1000 lbs	3 lbs
C. 38-15J-H	Looped Hook Attachment Only	\$10.28 ea*	\$8.87 ea*		1 lb
D. 38-85J	2" Gradual Release Rubber Handle Ratchet	\$26.00 ea*	\$22.34 ea*	1000 lbs	4 lbs

2 Inch Ratchet with Flat Hook



Part #	Description	Non Member	Member	WLL	Weight
A. 38-11	2" Standard Handle Ratchet	\$21.50 ea*	\$18.56 ea*	3670 lbs	3 lbs
B. 38-21	2" Wide Handle Ratchet	\$23.69 ea*	\$20.45 ea*	3670 lbs	3 lbs
C. 38-11-H	Flat Hook Attachment Only	\$7.52 ea*	\$6.49 ea*		1 lb
D. 38-81	2" Gradual Release Rubber Handle Ratchet	\$23.32 ea*	\$20.13 ea*	3670 lbs	4 lbs


RATCHETS

2 Inch Ratchet with A Bracket




Part #	Description	Non Member	Member	WLL	Weight
A. 38-10B	2" Standard Handle Ratchet	\$20.46ea*	\$17.66 ea*	1665 lbs	3 lbs
B. 38-20B	2" Wide Handle Ratchet	\$22.75 ea*	\$19.63 ea*	1665 lbs	3 lbs
C. 38-10B-H	A Bracket Attachment Only	\$6.47 ea*	\$5.58 ea*		1 lb
D. 38-80B	2" Gradual Release Rubber Handle Ratchet	\$21.32 ea*	\$18.65 ea*	1665 lbs	4 lbs

2 Inch Ratchet with Forged Finger Hook



Part #	Description	Non Member	Member	WLL	Weight
A. 38-17	2" Standard Handle Ratchet	\$22.75 ea*	\$19.63 ea*	2570 lbs	3 lbs
B. 38-27	2" Wide Handle Ratchet	\$21.10 ea*	\$18.21 ea*	3670 lbs	3 lbs
C. 38-17-H	Forged Finger Hook Attachment Only	\$8.25 ea*	\$7.12 ea*		1 lb
D. 38-87	2" Gradual Release Rubber Handle Ratchet	\$23.86 ea*	\$20.59 ea*	3670 lbs	4 lbs

2 Inch Ratchet with Double J Hook



Part #	Description	Non Member	Member	WLL	Weight
A. 38-10C	2" Standard Handle Ratchet	\$33.33 ea*	\$29.87 ea*	1665 lbs	3 lbs
B. 38-20C	2" Wide Handle Ratchet	\$35.57 ea*	\$31.79 ea*	1665 lbs	3 lbs
C. 38-10C-H	Double J Hook Attachment Only	\$16.38 ea*	\$15.24 ea*		1 lb
D. 38-80C	2" Gradual Release Rubber Handle Ratchet	\$31.35 ea*	\$20.59 ea*	1665 lbs	4 lbs


2 Inch Ratchet with Chain Tail



Part #	Description	Non Member	Member	WLL	Weight
A. 38-100-R	2" Standard Handle Ratchet	\$33.64 ea*	\$30.13 ea*	4000 lbs	4 lbs
B. 38-8100-R	2" Gradual Release Rubber Handle Ratchet	\$40.17 ea*	\$35.77 ea*	4000 lbs	5 lbs
C. 38-100R-H	Chain with U Bracket & Pins Hook Attachment Only	\$20.26 ea*	\$18.59 ea*		2 lb


RATCHETS

2 Inch Ratchet with Finger Hook




Part #	Description	Non Member	Member	WLL	Weight
A. 38-10A	2" Standard Handle Ratchet	\$29.52 ea*	\$26.57 ea*	1000 lbs	3 lbs
B. 38-20A	2" Wide Handle Ratchet	\$29.87 ea*	\$26.88 ea*	1000 lbs	3 lbs
C. 38-10A-H	Finger Hook Attachment Only	\$12.64 ea*	\$12.01ea*		1 lb
D. 38-80A	2" Gradual Release Rubber Handle Ratchet	\$35.23 ea*	\$31.50 ea*	1000 lbs	4 lbs

2 Inch Ratchet with Double J Hook




Part #	Description	Non Member	Member	WLL	Weight
A. 38-10C	2" Standard Handle Ratchet	\$33.33 ea*	\$29.87 ea*	1650 lbs	3 lbs
B. 38-20C	2" Wide Handle Ratchet	\$35.57 ea*	\$31.79 ea*	1650 lbs	3 lbs
C. 38-10C-H	Double J Hook Attachment Only	\$16.38 ea*	\$15.24 ea*		1 lb
D. 38-80C	2" Gradual Release Rubber Handle Ratchet	\$35.05 ea*	\$31.35 ea*	1650 lbs	4 lbs

2 Inch Ratchet with Bent Finger Hook



Part #	Description	Non Member	Member	WLL	Weight
A. 38-10F	2" Standard Handle Ratchet	\$33.62 ea*	\$30.11 ea*	2000 lbs	3 lbs
B. 38-20F	2" Wide Handle Ratchet	\$35.97 ea*	\$32.14 ea*	2000 lbs	3 lbs
C. 38-10F-H	Bent Finger Hook Attachment Only	\$16.87 ea*	\$15.66 ea*		1 lb
D. 38-80F	2" Gradual Release Rubber Handle Ratchet	\$35.96 ea*	\$32.13 ea*	2000 lbs	4 lbs

2 Inch Ratchet with Snap Hook



Part #	Description	Non Member	Member	WLL	Weight
A. 38-12	2" Standard Handle Ratchet	\$33.57 ea*	\$30.07 ea*	2000 lbs	3 lbs
B. 38-22D	2" Wide Handle Ratchet	\$31.79 ea*	\$28.53 ea*	2000 lbs	3 lbs
C. 38-12-H	Bent Finger Hook Attachment Only	\$16.62 ea*	\$15.44 ea*		1 lb
D. 38-82	2" Gradual Release Rubber Handle Ratchet	\$36.46 ea*	\$32.56 ea*	2000 lbs	4 lbs

1 PLY STRAPS - STEERING WHEEL LOCKS

We recommend using a Steering Wheel Lock whenever towing any vehicle, whether you are towing forwards or backwards. If there is a failure, you want the vehicle straight behind you.



Top of Steering Wheel Lock is a loop

1. Hold loop against bottom of steering wheel with buckle facing dashboard
2. Pull entire steering wheel lock under steering wheel and thread it through the loop. (like putting on a necktie)
3. Place bottom hook of steering wheel lock under seat mount to seat strut and tighten with buckle.

Note 1. After you adjust belt to a snug fit when closing, the buckle will automatically tighten lock more

Note 2. Buckle releases by pressing "Push to Release" button on buckle.

Lasso Style Steering Wheel Lock

Steering Wheel Lock with Camlock

Part #	Description	Non Member	Member	Weight
8-31	Set of 1 Steering Wheel Lock with camlock	\$32.93 ea*	\$29.52 ea*	2 lbs
8-31/2	Set of 2 Steering Wheel Locks with camlock	\$60.60/2 *	\$55.04/2*	4 lbs



Hook Style Steering Wheel Lock

Hook Style Steering Wheel Lock

Part #	Description	Non Member	Member	Weight
8-R32	Set of 1 Steering Wheel Lock – Hook Style	\$24.01 ea*	\$20.72 ea*	4 lbs
8-R32/2	Set of 2 Steering Wheel Locks – Hook Style	\$42.95/2 *	\$39.22/2*	8 lbs



Claw Hook Style Steering Wheel Lock

8-34CH - Steering Wheel Lock with 2 Coated Claw Hooks & Cam Lock

8-R34CH - Steering Wheel Lock with 2 Coated Claw Hooks & Ratchet

Part #	Description	Non Member	Member	Weight
8-34CH	Steering Wheel Lock with Cam Lock	\$25.77 ea*	\$22.24 ea*	2 lbs
8-34CH/2	Set of 2 Steering Wheel Lock with Cam Lock	\$49.10/2*	\$40.55/2*	4 lbs
8-R34CH	Steering Wheel Lock with Ratchet	40.37ea*	\$35.94 ea*	4 lbs
8-R34CH/2	Set of 2 Steering Wheel Lock with Ratchet	\$76.42/2*	\$65.98/2*	8 lbs



8-34CH Steering Wheel Lock with Cam Lock



8-34RCH Steering Wheel Lock with Ratchet

WHEEL LIFT STRAP WITH D-RING LASSO STRAP

2 Inch Wheel Lift Strap with D Ring – Lasso Strap

Sold in Sets on 10 (Please call if you need different quantity or visit our website www.towingequipmentdirect.com)



#38-1



#Cure38-1



#HV38-1



#V38-1



#38-SL2

Part #	Description	Non Member	Member	Weight	WLL
(10) 38-1	Set of 10 Yellow Strap - 98" Long (96" Strap w/ 2" D-Ring)	\$89.62/10*	\$79.02/10*	10 lbs	3300 lbs ea
(10) Cure38-1	Set of 10 Pink Straps - 98" Long (96" Strap w/ 2" D-Ring)	\$141.70/10*	\$123.94/10*	10 lbs	3300 lbs ea
(10) HV38-1	Set of 10 Hi Viz Straps - 98" Long (96" Strap w/ 2" D-Ring)	\$152.50/10*	\$135.75/10*	10 lbs	3300 lbs ea
(10) V38-1	Set of 10 Towers Edge Straps - 98" Long (96" Strap w/ 2" D-Ring)	\$133.30/10*	\$116.69/10*	10 lbs	3300 lbs ea
(10) 38-SL2	Set of 10 Wear Pad/Strap Protector – 18" Long	\$59.76/10*	\$52.40/10*	10 lbs	

Straps Available in Other Lengths

Part #	Description	Non Member	Member	WLL	Weight
(10) 38-1-10	Set of 10 - 2" x 120" Straps	\$151.26/10*	\$132.34/10*	3300 lbs ea	10 lbs
(10) 38-1-12	Set of 10 - 2" x 144" Straps	\$167.57/10*	\$146.27/10*	3300 lbs ea	12 lbs
(10) 38-1-14	Set of 10 - 2" x 168" Straps	\$186.22/10*	\$162.37/10*	3300 lbs ea	13 lbs

*Towers Edge is only available in 8 foot, see chart above for V38-1 for pricing for a set of 10

Standard Webbing

- Classic polyester webbing has been chosen as the Tower's workhorse strap for decades and has become the standard for everyday use in the towing industry.
- 98" Long (96" Strap with 2" D-Ring)

Towing for a Cure Pink Webbing

- Created to support Breast Cancer Research and Awareness.
- Designed with the same specs and standards as Classic Webbing
- BA donates a portion of the proceeds from the sale of each strap to Breast Cancer Research and Awareness.
- 98" Long (96" Strap with 2" D-Ring)

Hi-Viz Webbing

- Reflective thread increases visibility on the roadside
- Designed with same specs & standards as Classic Webbing, Hi-Viz Reflective Web takes roadside safety a step further.
- 98" Long (96" Strap with 2" D-Ring)

Tower's Edge High Performance Webbing

- Edges are constructed of polymer yarns coated with an abrasion and cut resistant thermoplastic polymer
- More resistant to tears, cuts and abrasions
- Up to 50% less water absorption
- PVB impregnated for superior protection against the elements
- Web coating is a modified acrylic which is a durable and permanent finish.
- 98" Long (96" Strap with 2" D-Ring)

WHEEL LIFT STRAPS

2" x 100" Strap with Grab Plate



Part #	Non Member	Member	WLL	Weight
38-1A	\$20.33 ea*	\$18.64 ea*	4000 lbs	1 lbs

1.75" Eagle Strap with Flat Snap Hook, Large D Ring & Cordura Sleeve



Part #	Non Member	Member	WLL	Weight
38-3	\$38.61 ea*	\$34.42 ea*	2000 lbs	2 lbs

2" x 100" Strap with Snap Hook & Cordura Sleeve



Part #	Non Member	Member	WLL	Weight
38-3D	\$24.45 ea*	\$21.93 ea*	2000 lbs	2 lbs

2" x 100' Strap with Double J Hooks



Part #	Non Member	Member	WLL	Weight
38-4	\$22.72 ea*	\$20.95 ea*	1665 lbs	2 lbs

2" x 96" Wheel Lift Strap with Sewn Loop



Part #	Non Member	Member	WLL	Weight
38-5	\$21.12 ea*	\$19.88 ea*	4000 lbs	1 lbs

2" x 96" Strap with Hammerhead T-J Combo Hook



Part #	Non Member	Member	WLL	Weight
38-5H	\$31.48 ea*	\$28.08 ea*	4000 lbs	1 lbs

2" x 100" Strap with Mini J Hook



Part #	Non Member	Member	WLL	Weight
38-5J	\$29.94 ea*	\$26.94 ea*	4000 lbs	2 lbs

2" x 100" Strap with Twisted Snap Hook



Part #	Non Member	Member	WLL	Weight
38-8	\$28.13 ea*	\$25.37 ea*	3670 lbs	2 lbs

1 PLY STRAPS

3" Heavy Duty Basket Strap Set

This Basket Style Strap is used to hold the tire in place, just put the strap over the tire and secure it for a tight fit. Strap kit comes with two long straps with a flat snap hook attached to each and two short straps with a ratchet attached to each. Kit is commonly used on Miller Bus Lift Systems.



Part #	Non Member	Member	WLL	Weight
38-B50	\$168.66 ea*	\$146.94 ea*	3300 lbs	7 lbs

2" Short Jerr-Dan Basket Strap



Part #	Non Member	Member	WLL	Weight
38-JD3	\$85.26 ea*	\$74.69 ea*	7000 lbs	3 lbs

2" x 10' Flat Hook 2 Piece Quick Pick Strap

Used especially on Jerr-Dan Tow Truck



Part #	Non Member	Member	WLL	Weight
38-JD5	\$71.07 ea*	\$62.43 ea*	3000 lbs	2 lbs

2" Flat Hookside Rail Ratchet Tie Down Assembly



Part #	Non Member	Member	WLL	Weight
38-65A	\$74.65 ea*	\$65.80 ea*	3300 lbs	8 lbs

Ratchet Tie Down with Flat Hooks

Part #	Description	Non Member	Member	WLL	Weight
TD4-30FF	4" x 30' Strap w/ Ratchet & 2 flat hooks	\$106.80 ea*	\$93.55 ea*	5000 lbs	5 lbs



1" Vinyl Coated Basket Strap ~ One Cross Straps & Two T Hooks.



Part #	Non Member	Member	WLL	Weight
38-61	\$74.75 ea*	\$65.61 ea*	1500 lbs	4 lbs

LOCK OUT TOOLS & ACCESSORIES

Inflatable Lock-Out Wedge

The inflatable air wedge carefully separates the door panel from the vehicles window, allowing easy access for long reach door tools



Part #	Non Member	Member	Weight
12-275	\$60.71 ea*	\$54.45 ea*	1 lb

Long Lock-Out Tool

54" long red alert door tool has a rigid design for excellent leverage. Features a powder coat finish and a protective tip.



Part #	Non Member	Member	Weight
12-270	\$42.12 ea*	\$38.40 ea*	2 lb

Wedge Lock Out Tool

Wedge Lock Out plastic window wedge tool has rigid design that separates the door panel from the vehicles window, allowing easy access for the door tools.

5.5" Long x 2.2" Wide.



Part #	Non Member	Member	Weight
12-W5	\$19.74 ea*	\$18.14 ea*	1 lb

HEAVY DUTY TOWING



CHAIN FORKS & RECEIVERS

From Bro Towing Equipment, the people who INVENTED the Heavy Duty Lift... and brought it to America in the 1980s.

CERTIFIED Made in the **USA** with **American Steel!!**

3.25" Low Profile Standard Lifting Fork



Low profile type designed to slide under the low bumper & engage the axle with the longer

Part #	Non Member	Member
82200801	\$190.51 ea	\$164.43 ea

Extra Low Profile Lifting Fork



Pair of extra low profile fork 2-3/4" x 2-1/4" x 1-1/2"

Part #	Non Member	Member
822001500	\$305.76 pr	\$263.90 pr

U Bolt Fork, Rear Lift

Rear Lift Only



Part #	Non Member	Member
300500000	\$162.29 ea	\$140.07 ea

Super Duty Fork



Tube axle on the Ford Super Duty model 2002 require a special fork that prevents the axle from denting. This half round fork fits snug around the axle and is designed to prevent this from happening. Using regular frame forks will damage or dent the axle.

Part #	Non Member	Member
250213800	\$189.93 ea	\$155.30 ea

Shipping is not included in price, please call 910 747 9000 or email sales@americantowingandrecoveryinstitute.org for shipping quote.

CHAIN FORKS & RECEIVERS

Volvo Axle Bracket Fork – SteerTek Fork



Hendrickson STEERTEK AXLES doesn't allow use of forks on the axle itself. Freightliner & Volvo trucks use the new axle. School busses have been equipped with same axle since July 2003. Most trucks will have this type of axle & can only be lifted by the lower axle wraps. Towing the vehicle by the axle will cause scarring & resultant damage to the axle and void warranty.

Part #	Non Member	Member
150513900	\$212.27 ea	\$183.21 ea

Gillig Bus Fork



Part #	Non Member	Member
300520000	\$178.75ea	\$154.28 ea

Bus Fork Tow Eye Pin



Bus fork clevis type bus fork to lift bus models equipped with lift & tow eyes like GMC, Nova, RTC & MCI busses. Picture shows front snow plow brackets pick-up.

Part #	Non Member	Member
300100000	\$276.36 ea	\$238.53 ea

V Shaped Deep Fork



This fork was designed for heavy construction trucks lifting by the axle. When nothing really fits try this very versatile tool.

Part #	Non Member	Member
82200806	\$192.86 ea	\$166.46 ea

4" Bus Fork



4" bus and tube fork is designed to lift at the 4" torsion tube on the newer MCI & other busses. This fork is used to lift trucks with tail gate lift.

Part #	Non Member	Member
250213500	\$176.40 ea	\$152.25 ea

Nova Fork for Flat Towing



Part #	Non Member	Member
261000000	\$286.94 ea	\$247.66 ea

Shipping is not included in price, please call 910 747 9000 or email sales@americantowingandrecoveryinstitute.org for shipping quote.

CHAIN FORKS & RECEIVERS

2.5" U-Bolt Fork



This fork is designed to fit between the U-bolts. This type of lift will prevent the truck from sliding since the U-bolts prevents the fork from moving along the axle. The fork opening is 2.5" which fits the typical light to medium size truck axle. International 47/4900 series are a typical chassis for this fork.

Part #	Non Member	Member
250213600	\$182.28 ea	\$157.33 ea

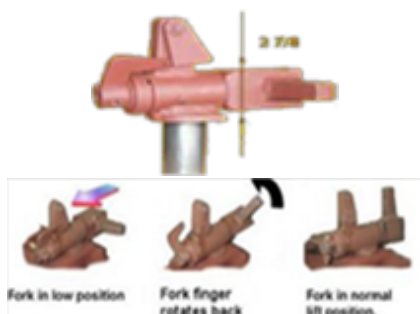
Spring Fork



The self-aligning spring fork is one of the most popular forks and attaches to the spring itself. Four different positions for the fork lock pin ensure a snug fit. The fork hinging feature permits alignment with the spring during lift. The spring hangers are always located up front or close to the bumper. This will decrease the load on the tow truck's axle, i.e. the closer you can pull in the towed vehicle the less weight on your rear axles. Always secure the towed vehicle with safety chains on both sides before towing. Make sure the chains are damage free and have the correct grade and size.

Part #	Non Member	Member
82200814	\$364.56 ea	\$314.65 ea

Self Loading Fork



Picture shows (left to right), the self loading fork in operating mode. When the trigger contacts the axle (middle picture) the spring loaded fork finger rotates into position behind the axle. 2 7/8"

Part #	Non Member	Member
82200816	\$484.51 ea	\$418.18 ea

Half Round Fork



Half round fork is used mostly to lift trucks with tailgates & construction trucks where big cross tubes are part of the body.

Part #	Non Member	Member
82200802	\$206.98 ea	\$178.64 ea

Volvo 5" Axle Fork



This volvo axle fork has a 5" opening at the top.

Part #	Non Member	Member
30040000	\$221.09 ea	\$190.82 ea

CHAIN FORKS & RECEIVERS

7" Tall 4.25" Wide Fork

7" tall wide fork with 4.25" wide opening



Part #	Non Member	Member
250213400	\$235.20 ea	\$203.10 ea

6" Tall 2.5" Wide Fork

6" tall wide fork is taller version of U Bolt Fork 2.5" wide opening.



Part #	Non Member	Member
250230000	\$192.86 ea	\$166.46 ea

Chain Fork

Chain fork is used in many ways. The chain fork lifts a completely wrecked truck -no axles or tires -and the under reach functions as a tow bar. The chain forks are milled from one high tensile steel bar and accept 1/2" to 5/8" chain.



Part #	Non Member	Member
82200813	\$298.70 ea	\$257.46 ea

Detroit Low Oil Pan Fork

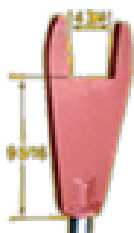
Detroit low oil pan fork, allow clearance for the oil pan. 3.5" wide opening



Part #	Non Member	Member
300200000	\$216.38 ea	\$186.76 ea

9" Tall Fork


When you can't find the right fork try our versatile 9" tall fork and use the chassis frame as lifting point. One finger of the fork enters a hole in the cross member and prevents the towed vehicle from sliding. Attach your safety chains accordingly. 4 3/4" x 9 5/16"



Part #	Non Member	Member
250212900	\$229.32 ea	\$197.93 ea

6.5" Wide Rear Axle Fork

Lifting trucks from the rear can sometimes be difficult. Newer trucks are equipped with air ride or air bags which limit the lifting sites. The axle housing is one of the more popular places, however forks must be wide and tall enough. Some trucks such as Peterbilt have unequal width housings. We designed the 5.5" and 6" forks to "fit them all" so that you can use them on most trucks without using high stands to get clearances.



Part #	Non Member	Member
250512600	\$226.97 ea	\$195.90 ea

Shipping is not included in price, please call 910 747 9000 or email sales@americantowingandrecoveryinstitute.org for shipping

CHAIN FORKS & RECEIVERS

5.5" Wide Rear Axle Fork



Lifting trucks from the rear can sometimes be difficult. Newer trucks are equipped with air ride or air bags which limit the lifting sites. The axle housing is one of the more popular places, however forks must be wide and tall enough. Some trucks such as Peterbilt have unequal width housings. We designed the 5.5" and 6" forks to "fit them all" so that you can use them on most trucks without using high stands to get clearance.

Part #	Non Member	Member
250212500	195.89 ea	\$469.07 ea

4.5" Wide Tall Fork



When lifting the axle make sure that the forks are positioned as close as possible to the U-bolts. This to avoid a sliding effect in turns. Bottom photo shows how the fork is lifted behind the spring hangers. This method allows the operator to reduce stinger extension to effect a reduced rear axle weight.

Part #	Non Member	Member
82200805	\$209.33 ea	\$180.67 ea

5 x 5 Receiver (driver side)



5 x 5 receivers have 2 fork holes for easy hook-up. The outer hole is offset and gives you extra width during axle or frame lift. Shifting one receiver from passenger side to the driver's side will decrease the distance between receivers. The receiver is a low-mount design which enables the fork to "sneak" under low bumpers and, when inverted, gives you extra height.

Part #	Non Member	Member
82200807	\$195.22 ea	\$168.49 ea

3.5" x 3.5" Receiver



3 1/2" x 3 1/2" receivers have 2 fork holes for easy hook-up. The outer hole is offset and gives you extra width during axle or frame lift. Shifting one receiver from passenger side to the driver's side will decrease the distance between receivers. (see middle pictures). The receiver is a low-mount design which enables the fork to "sneak" under low bumpers and, when inverted, gives you extra height.

Part #	Description	Non Member	Member
250260000D	Driveside	\$350.45 ea	\$302.47 ea
250260000P	Passengerside	\$350.45 ea	\$302.47 ea

Shipping is not included in price, please call 910 747 9000 or email sales@americantowingandrecoveryinstitute.org for shipping

CHAIN FORKS & RECEIVERS

4" x 4" Receiver



4" x 4" receivers have 2 fork holes for easy hook-up. The outer hole is offset and gives you extra width during axle or frame lift. Shifting one receiver from passenger side to the driver's side will decrease the distance between receivers. (see middle pictures). The receiver is a low-mount design which enables the fork to "sneak" under low bumpers and, when inverted, gives you extra height.

Part #	Non Member	Member
25025000	\$350.45ea	\$302.47 ea

7" High Stand



High Stands raise the fork to a higher position. The need may arise when the suitable fork is not tall enough to reach the desired lift point, that the stinger hits the bumper before the fork is in position, or in similar situations. The high stands are 7" tall and are available in two models. One has the standard 2" shaft and the other is a "slide on" type for 4x4, 5x5, 6x4 or 6x6 inches cross bars. (see part # 250213100).

We recommend the slide on style since it is more rigid than the 2" shaft model. When high stands are used, make sure the towed vehicle is secured by extra safety chains and that the "swaying motion" is limited as much as possible.

Part #	Non Member	Member
82200815	\$228.14ea	\$196.91 ea

6 x 6 High Stand



Part #	Non Member	Member
250213300	\$395.14 ea	\$341.04 ea

6 x 4 High Stand



Part #	Non Member	Member
250213100	\$395.14 ea	\$341.04 ea

5 x 5 High Stand



Part #	Non Member	Member
250213200	\$395.14 ea	\$341.04 ea

Shipping is not included in price, please call 910 747 9000 or email sales@americantowingandrecoveryinstitute.org for shipping

MAT JACK

Steel Matjack



Part #	Size	Max Working Pressure	Inflation Height	Non Member	Member	WLL	Weight
47-113S	15" x 15" x 1"	120 PSI	7.5"	\$1,306.15 ea	\$1,127.33 ea	13 ton	10 lbs
47-122S	20" x 20" x 1"	120 PSI	9.5"	\$1,719.09 ea	\$1,483.74 ea	22 ton	28 lbs
47-132S	21" x 25" x 1"	120 PSI	12"	\$1,980.80 ea	\$1,709.62 ea	32 ton	35 lbs

Valve Style Deadman Control



Controls inflation pressure with release valve and gauge. Hand held & easy to use

Part #	Non Member	Member	Weight
47-220	\$197.29 ea	\$265.40 ea	2 lbs

Single Unit Deadman Control



Hand held push button deadman control with release to control pressurizing & deflation of high pressure MatJack air bags

Part #	Non Member	Member	Weight
47-201	\$389.61 ea	\$326.62 ea	2 lbs

Y Pressure Supply Hose



Used to connect a single air source to more than one control.

Part #	Non Member	Member	Weight
47-505	\$150.98 ea	\$130.85 ea	3 lbs

3/8" High Pressure Supply Hoses



Part #	Description	Non Member	Member	Weight
47-515B	20' Black Hose	\$91.13 ea	\$78.98 ea	4 lbs
47-515U	20' Blue Hose	\$91.13 ea	\$78.98 ea	4 lbs
47-530B	30' Black Hose	\$121.95 ea	\$105.69 ea	5 lbs
47-530U	30' Blue Hose	\$121.95 ea	\$105.69 ea	5 lbs

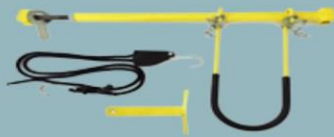
10' Pressure Regulator Hose



Part #	Non Member	Member	Weight
47-510	\$61.45 ea	\$52.39 ea	3 lbs

Shipping is not included in price, please call 910 747 9000 or email sales@americantowingandrecoveryinstitute.org for shipping

MISCELLANEOUS



Brake Buddy



Brake buddy allows you to stop the vehicle your heavy duty truck is towing by simply attaching to the brake pedal of the vehicle in tow. When you apply the brakes, the air hoses from your Heavy Duty tow truck engage the brakes of the vehicle you are towing.

Part #	Non Member	Member	Weight
BB-1	\$1,177.44 ea*	\$1,017.86 ea*	11 lbs

Grizzly Bar



This long pry bar is the perfect tool to move rocks, logs, and other large materials that may be in the way during recovery situations. Also used to pry an edge under a trailer or container to allow room for rigging such as chain, straps or cribbing. 55"

Part #	Non Member	Member	Weight
11-GBAR	\$227.35 ea*	\$198.28 ea*	13 lbs

Strap Replacement Tool



High quality aluminum tubing that extends quickly and twist-locks securely in 3 stages. 53" – 96"

Part #	Non Member	Member	Weight
SRT-1	\$49.32 ea*	\$43.77 ea*	2 lbs

Redigrab Tool



High quality aluminum extends 3 stages. Durable & lightweight Great for grabbing chains & straps in hard to reach areas. Conveniently allows you to push items out of the way from a distance. Safely reach or locate items where your hands or feet shouldn't go. Easily twists to extend 3 1/2' to 8' long.

Part #	Non Member	Member	Weight
RT-1	\$50.48 ea*	\$45.62 ea*	2 lbs

Secure A Strap

Tired of your tail getting caught? Keep your straps up and out of the way to protect them from damage with the B/A Secure-a-Strap. This low cost solution will work with any tie-down kit or stand alone strap and also works great for neatly storing a variety of towing items when not in use. Keep your straps safe from damage! Neatly secure your strap "tail" when tying down a vehicle to be transported, keeping it in position and out of the way of possible drag or other damage. Simple and Easy solution for neatly storing your towing equipment when not in use.



Part #	Non Member	Member	Weight
38-S1	\$12.95 ea*	\$10.85 ea*	1 lb
(10) 38-S1	\$37.85/10*	\$32.70/10*	10 lbs

*FREE SHIPPING TO US, HAWAII, PUERTO RICO & VIRGIN ISLAND ADDRESSES ONLY!



Spreader Bar Straps

A quick way to lift a vehicle. This kit contains 4 straps and was created to help you professionally lift a vehicle up to 13,320 lbs carefully and securely from an accident scene using a spreader bar. There are multiple ways to attach to the casualty using terminal connections. The straps have 36" of ¼" grade 80 chain on one end to pass through the small holes of import vehicles and connect back to our exclusive Twist Lock Grab Hook. Set of 4 adjustable straps with chain.

Part #	Non Member	Member	WLL	Weight
38-LL8450Kit	\$1,053.11 ea*	\$914.41 ea*	3300 lbs per strap	32 lbs

Round Sling Kit for Spreader Bar Straps



Kit includes (4) 4' Green Round Slings, (4) Cordura Sleeves and (4) Round Sling Hooks to pass through rims of larger vehicles creating a terminal connection. There are 4 loops to quickly adjust length of varying weights.

Part #	Non Member	Member	WLL	Weight
38-LLRK	\$635.19 ea*	\$551.65 ea*	4200 lbs per strap	18 lbs

15' Quick Load Height Measuring Stick with Standard & Metric Measurements



- Load Height Measuring Stick. New and Improved!
- Comes with convenient Velcro closure carry bag with handle
- Extends to a height of 15' with a 4' Cross Arm
- Marked with both Standard and Metric Measurements
- 4 stage telescopic design collapses down to 53" for easy storage

Part #	Non Member	Member	Weight
BA-MS15	\$194.44 ea*	\$169.87 ea*	5 lbs

20' Load Height Measuring Stick with Standard & Metric Measurements



- Load Height Measuring Stick. New and Improved!
- Comes with convenient Velcro closure carry bag with handle
- Extends to a height of 20' with a 4' Cross Arm
- Marked with both Standard and Metric Measurements
- 4 stage telescopic design collapses down to 58" for easy storage

Part #	Non Member	Member	Weight
BA-MS20	\$250.94 ea*	\$218.64 ea*	5 lbs

Aluminum Angle Iron



1/2" x 56" angle iron is great for protection when sling towing or for use during recovery of trailers.



Part #	Non Member	Member
45-1	\$219.29 ea*	\$193.37 ea*

Guardian Angle with Catch Strap – Light Weight Aluminum

Provides reinforcement to the corners of trailers or box trucks.



Part #	Description	Non Member	Member
45-3A24	24"	\$301.63 ea*	\$268.76 ea*
45-3B42	42"	\$459.29 ea*	\$400.52 ea*

Balldog Plus

The Balldog Plus Hitch Attachment Device is the newest innovation in hitch attachment. Multiplr use hitch attachment device made with exclusive twist lock technology. Pear Link fits over 1-7/8", 2" and 2-5/16" Tow Balls, Large Oblong fits into 2" and 2-1/2" Receiver Tubes.

Example A: Place Pear Link over tow ball and secure with supplied safety hitch pin. Securely attach 5/16" chain using our patented Twist Lock™ Safety Latch Grab Hook. **Example B:** Place large oblong into receiver tube and secure with supplied safety hitch pin. Securely attach 5/16" chain using our Patented Twist Lock™ Safety Latch Grab Hook. **Example C:** Place large oblong into receiver tube and secure with supplied safety hitch pin. Use a latched slip hook, shackle or synthetic sling to securely connect to the pear link.



Example A



Example B



Example C

Part #	Non Member	Member
balldog	\$49.56 ea*	\$43.87 ea*

7 Piece Air Fitting Quick Connect Kit



International –To connect directly to primary air tank via factory installed fitting.



Volvo & Mack- To connect directly to the Factory installed fitting mounted on the driver side firewall.




Paccar KW & Pete – To connect to factory installed fitting mounted on frame rail new jump post or metal line behind compressor.



Compressor & Air Dryer



3/8 Quick Connect – idea to connect or inflate air ride suspension directly.



Buses & RVs – or vehicles with Schrader valve.



Each 7 pc kit comes in durable, compartment carrying case

Part #	Non Member	Member
QuickConnect	\$179.75 ea*	\$147.95 ea*

Drive Line Wrenches – 1/2" & 12mm



This driveline tool makes even the most difficult driveline bolt easy to loosen.

Part #	Description	Non Member	Member
DLW-12	1/2"	\$120.50 ea*	\$109.45 ea*
DLW-12mm	12 mm	\$120.50 ea*	\$109.45 ea*

*FREE SHIPPING TO US, HAWAII, PUERTO RICO & VIRGIN ISLAND ADDRESSES ONLY!

Driveline Buddy



Driveline buddy is a convenient and hassle free tool to secure the driveline of a truck. Instead of needing to completely uninstall a driveline, the handy tool allows towers to easily and quickly secure the driveline when towing.



Part #	Non Member	Member	Weight
52-DLB-1	\$534.46 ea*	\$463.34 ea*	11 lbs

Redi-Jack Auto Positioning Dolly



Redi-jack auto positioning dolly from BA Products makes it easy to move disabled vehicles and wrecks into position simply and easily. Available in both left and right hand units

- 1,600 lbs maximum lb capacity per unit (up to 6,400 lbs with 4 units)
- 36" maximum tire height
- 13" maximum tire width
- 2 heavy duty 4" casters helps Redi-jack roll smoothly
- For effective use a minimum of 2 units are required

Part #	Description	Non Member	Member	Weight
J-1	Right Hand	\$466.72 ea*	\$409.67 ea*	43 lbs
J-1LH	Left Hand	\$466.72 ea*	\$409.67 ea*	43 lbs

BA Products 30 Foot 500 AMP Jumper Cable Kit

Extra Long 30' Cables with 5' Truck Harness

Made with Tangle-Free Vutron Cable, Fits Top and Side Post Batteries, Protective Coated Steel Clamps.



Ergonomically Designed Handles. All Terminals are Shrink Wrapped. Heavy 4 Gauge Conductors Made with 100% Copper Wire. Designed for Heavy-Duty Demands. 500 AMP Capacity. All Mounting Hardware and Instructions are Included. Built in Polarity Indicator.

When Green Indicator Light is Lit the Cables are Properly Connected.

If Indicator is Not Lit, Check for Proper Connection.

Part #	Non Member	Member	Weight
T3-PRO30	\$360.30 ea*	\$313.71 ea*	18 lbs

Pre-charged Power Pack, Smarty Clamps® with
Bypass Button to Jump Start 0V batteries,
OBDII 12V Memory Saver, Wall & Car Chargers, Hook & Lanyard,
Weather-Resistant Zippered Pouch, Quick Start Guide
660 AMPS IN THE PALM OF YOUR HAND

Part #	Non Member	Member	Weight
41-662PP	\$289.42 ea*	\$213.43 ea*	4 lbs

Part #	Non Member	Member	Weight
26-10	\$47.38 ea*	\$41.99 ea*	2 lbs

Plunger and Spring Design is easier and more reliable to use than the old style locking pins. Allows for one hand operation to open the assembly and put it into the automatic locking position. Pin will fully engage once the holes in your bar line up. Used on sling arms, stabilizer legs, wheel lift forks and more.

Part #	Description	A	B	C	Non Member	Member	Weight
16-CL12	1/2"	1/2"	2.57"	0.98"	\$33.37 ea*	\$29.90 ea*	1 lb
16-CL58	5/8"	5/8"	2.989"	1.18"	\$33.37 ea*	\$29.90 ea*	1 lb
16-CL34	3/4"	3/4"	2.989"	1.18"	\$33.97 ea*	\$30.42 ea*	1 lb
16-CL1	1"	1"	3.66"	1.38"	\$47.04 ea*	\$41.70 ea*	2 lbs

Rubber Chock

Rubber Chock with Eye Bolt "H x 10"W x 7.5"D Wheel Chock is made from heavy-duty rubber. Anchored eye allows you to attach a line to keep blocks together.



Part #	Non Member	Member	Weight
5-RWC1	\$41.33 ea*	\$37.32 ea*	7 lbs



Curved Forged D Ring

38-DR355 1" Forged Curved Steel D Ring with Mounting Bracket. This D Ring is formed as a 55 degree angle extending out from the mounting surface.

38-DR355

38-DR2

38-DR2 1" Forged Curved Steel D Ring

Part #	Description	Non Member	Member	WLL	Weight
38-DR355	1" w/Mounting Bracket	\$28.68 ea*	\$26.83 ea*	15,580 lbs	6 lbs
38-DR2	1"	\$27.54 ea*	\$25.14 ea*	15,580 lbs	5 lbs



Weld On D Ring

Part #	Description	Non Member	Member	WLL	Weight
38-DR58	5/8"	\$18.80 ea*	\$17.60 ea*	6130 lbs	2 lbs
38-DR34	3/4"	\$22.85 ea*	\$21.09 ea*	9120 lbs	3 lbs



38-DR1



38-DR1SC

V Bolt on D Ring

Part #	Description	Non Member	Member	WLL	Weight
38-DR1	1/2" Zinc Plated	\$16.80 ea*	\$15.60 ea*	4080 lbs	1 lbs
38-DR1SC	3/4" Self Colored	\$20.85 ea*	\$19.09 ea*	4080 lbs	1 lbs

Outrigger Pads – Plastic Ultra Pad

Made in the USA Full Lifetime Guarantee

Outrigger pads provide a very strong, durable and cost effective footing for all your rigging applications.

These pads feature:

- Non-conductive
- Easy to clean
- Chemical & oil resistant
- Storage friendly
- Durable & long lasting
- Manufactured in many shapes, including round
- Available in 1", 1.5", 2", 2.5", 3" & 4" thickness
- Sizes 12"x12" to 60"x60"
- Handle is rope or chain (5/16", grade 80)
- Safety Grip
- Made in USA product



Personalize just like Wes uses:



Our Most Popular Plastic Ultra pad Sizes!

24" x 24" x 2" 40 lbs each
Vertical Load Capacity 62,000 lbs
45 Degree Load Capacity 40,000 lbs
 Standard Black \$250.76 ea Non Member
\$219.99 ea Member
 Standard Orange \$273.71 ea Non Member
\$238.88 ea Member

30" x 30" x 2" 62 lbs each
Vertical Load Capacity 95,000 lbs
45 Degree Load Capacity
 Standard Black \$393.96 ea Non Member
\$341.43 ea Member
 Standard Orange \$433.37 ea Non Member
\$375.58 ea Member

To Personalize with your logo - Add \$15 each pad for engraving


Other Sizes Available:

Size	Part #	Verticle Load Capacity	45 Load Capacity	Black Non Member	Black Member	Orange Non Member	Orange Member	Weight
14"x14"x2"	P141420	52,000 lbs	26,000 lbs	\$127.09 ea	\$119.95 ea	\$137.29 ea	\$129.47 ea	13 lbs
15"x15"x2"	P151520	65000 lbs	32,000 lbs	\$127.09 ea	\$119.95 ea	\$137.29 ea	\$129.47 ea	14 lbs
18"x18"x2"	P181820	70,000 lbs	35,000 lbs	\$153.86 ea	\$144.94 ea	\$166.61 ea	\$156.84 ea	23 lbs
22"x24"x2	P222420	78,000 lbs	39,000 lbs	\$250.76 ea	\$235.38 ea	\$273.71 ea	\$256.80 ea	38 lbs
36"x36"x2	P363620	110,000 lbs	55,000 lbs	\$555.49 ea	\$519.79 ea	\$609.04 ea	\$569.77 ea	90 lbs
12"x48"x2	P124820	65,000 lbs	32,000 lbs	\$232.91 ea	\$218.72 ea	\$234.59 ea	\$238.95 ea	40 lbs
18"x48"x2	P184820	75,000 lbs	37,000 lbs	\$450.94 ea	\$422.49 ea	\$460.26 ea	\$449.58 ea	60 lbs
42"x42"x2"	P424220	125,000 lbs	62,000 lbs	\$733.99 ea	\$686.39 ea	\$784.99 ea	\$733.99 ea	125 lbs
48"x48"x2	P484820	140,000 lbs	70,000 lbs	\$821.96 ea	\$768.50 ea	\$861.49 ea	\$804.21 ea	160 lbs
60"x60"x2	P606020	165,000 lbs	82,000 lbs	\$1263.13 ea	\$1180.25 ea	\$1387.45 ea	\$1296.28 ea	250 lbs

Price includes safety grip on each pad. To personalize with your logo, please submit your logo and add \$15 each pad for engraving.

Shipping is not included in price, please call 910 747 9000 or email sales@americantowingandrecoveryinstitute.org for shipping

ROTATOR RECOVERY SPECIALITY



Lifting Beam/Tanker Tube & (3) 1-1/8" 9.5t Shackles

BA Products Tanker Tube measures 48 inches. Its non-sparking & a lightweight 45 lbs. Also included are 3 BA Products 1-1/8" 9.5 ton Carbon Screw Pin Anchor Shackles that works with this tube. (\$78.75 value)

These lifting beams can be used to upright takers, tank trailers or buses... simply insert through man-ways, attach rigging and lift.

2 Main Purposes/uses of Lifting Beam/24.269* Tube:

1. Lifting Beam – a working load limit of 10,000 lbs
2. Tanker Tube – a working load limit of 18,000 lbs

Part #	Non Member	Member	Weight
TT-1	\$1,895.00 ea*	\$1,650.00 ea*	45 lbs



Buy Lifting Beam/Tanker Tube



TOW LIGHTS - HEAVY DUTY WIRELESS TOW LIGHTS

37" Lithium Wireless Tow Light, Strobe & Work Light

The newest member of the next generation of TowMate wireless tow lights... This 37" wireless truck bar system provides stop, tail, and turn w/ side marker lights on each end and three DOT lights in the center of the bar. Further direct traffic with its powerful sequential traffic control arrows or strobe modes. The unit also features a powerful work light mode to light up any work scene. Driven by our new Heavy Duty Lithium power supply, this is the longest lasting heavy duty light bar on the market!

This system comes complete with your choice of transmitter and heavy duty charging cradle for the removable lithium power pack. Range 1000+ feet. Made in the USA. Lifetime warranty on electronics and LED's.

(Uses one Heavy Duty Lithium Power system)

Part #	Description	Non Member	Member
MO37	37" Wireless Tow Light	\$1260.00 ea	\$1025.00 ea



#MO37

36" Lithium Powered Wireless Tow Light

36" wireless truck bar system provides stop, tail, and turn w/ side marker lights on each end and three DOT lights in the center of the bar. Powered with our new Heavy Duty Lithium power supply, this is the longest lasting heavy duty light bar on the market! This system comes complete with your choice of transmitter and heavy duty charge cradle for the removable lithium power pack. Range 1000 feet.

(Uses one Heavy Duty Lithium Power system) includes:

Durable poly-plastic housing

Recharges from 12V

Lifetime warranty on electronics & LED's

Up to 60+ hours of use between recharge

Approx. 1000' range

Systems come complete with transmitter, light, charge cradle and instructions

7-Pin truck, 7-Pin RV, 6-Pin round, 4-Pin flat, and hardwire transmitters are also available at no additional cost

Plug the transmitter into your truck. Flip the ON/OFF switch on the unit to turn it on.

Part #	Description	Non Member	Member
TM36LI-Y	36" Wireless Tow Light - Yellow	\$890.00 ea	\$768.50 ea
TM36LI-B	36" Wireless Tow Light - Black Skulls	\$890.00 ea	\$768.50 ea



#TM36LI-Y



#TM36LI-B

Shipping is not included in price, please call 910 747 9000 or email sales@americantowingandrecoveryinstitute.org for shipping

48" Wireless Tow Light

48" wireless truck bar system provides stop, tail, and turn w/ side marker lights on each end and three DOT lights in the center of the bar. This system comes complete with a 7-pin truck style transmitter and a 7-pin plug to be used to connect 12VDC power to recharge the truck bar. Uses (two 6V7Ah Batteries) included –

Durable poly-plastic housing

Recharges from 12V

Lifetime warranty on electronics & LED's

Up to 10 hours of use between recharge

Approx. 1000' range

Systems come complete with transmitter, light, charge cord, and instructions

7-Pin truck, 7-Pin RV, 6-Pin round, 4-Pin flat, and hardwire transmitters are also available at no additional cost

Part #	Description	Non Member	Member
TM48-D	48" Wireless Tow Light – Diamond Tread	\$772.80 ea	\$667.00 ea
TM48-B	48" Wireless Tow Light – Black Carbon Fiber	\$772.80 ea	\$667.00 ea
TM48-Y	48" Wireless Tow Light – Yellow	\$772.80 ea	\$667.00 ea



#TM48-D



#TM48-B



#TM48-Y

36" Pink Breast Cancer Awareness Wireless Tow Light

36" Heavy Duty Tow Light today! \$50 each purchase will be donated to breast cancer research and awareness. This system provides stop, tail and turn signals with side marker lights on each side and three DOT lights in the center of the bar. It also comes with a 7 Pin Plug to be used to connect 12VDC power to recharge the bar. Choose from any transmitter at no additional charge. The transmitter options include 4-PIN Round (Standard), 4-PIN Flat, 6-PIN Round, 7-PIN Round, 7-PIN RV Style, and a Hardwire Transmitter. (Uses two 6V7Ah Batteries) included.

Durable poly-plastic housing

Recharges from 12V

Lifetime warranty on electronics & LED's

Up to 10 hours of use between recharge

Approx. 1000' range

Systems come complete with transmitter, light, charge cord and instructions

7-Pin truck, 7-Pin RV, 6-Pin round, 4-Pin flat, and hardwire transmitters are also available at no additional cost

Part #	Description	Non Member	Member
BCA36	36" Wireless Tow Light – Pink Breast Cancer Awareness	\$722.40 ea	\$623.50 ea



Shipping is not included in price, please call 910 747 9000 or email sales@americantowingandrecoveryinstitute.org for shipping

TOW LIGHTS - LIGHT DUTY WIRELESS TOW LIGHTS

17" Wireless Tow Light – With Rear Mounted Strobe

17" wireless magnetic taillight system provides stop, tail, turn and includes side marker lights on each end. This system includes a charge cord to allow recharge from a cigarette socket and a 4-pin transmitter. Range 1000 feet. Shipping weight 5Lbs. (17 x 3½ x 2½) Uses one 12V1.2AH battery.

Durable PVC housing

Recharges from 12V

Lifetime warranty on electronics & LED's

Up to 10 hours of use between recharge

Approx. 1000' range

Systems come complete with transmitter, light, charge cord, foot covers and instructions

7-Pin truck, 7-Pin RV, 6-Pin round, 4-Pin flat, and hardwire transmitters are also available at no additional cost

Comes standard compatible w/ iMon

*If purchasing an iMon, back up lights are not available on the light bar in which the iMon is being used.

Part #	Description	Non Member	Member
TM2SC	17" Wireless Tow Light – Carbon Fiber	\$512.40 ea	\$442.25 ea
TM2SD	17" Wireless Tow Light – Diamond Thread	\$512.40 ea	\$442.25 ea
IMON -ADD	IMON Monitoring System (ADD ON)	\$140.00 ea	\$125.00 ea



#TM2SC



#TM2SD

17" Wireless Tow Light

17" wireless magnetic taillight system provides stop, tail, turn and includes side marker lights on each end. This system includes a charge cord to allow recharge from a cigarette socket and a 4-pin transmitter. Range 1000 feet. Shipping weight 5Lbs. (17 x 3½ x 2½) Uses one 12V1.2AH battery.

Durable PVC housing

Recharges from 12V

Lifetime warranty on electronics & LED's

Up to 10 hours of use between recharge

Approx. 1000' range

Systems come complete with transmitter, light, charge cord, foot covers and instructions

7-Pin truck, 7-Pin RV, 6-Pin round, 4-Pin flat, and hardwire transmitters are also available at no additional cost

Comes standard compatible w/ iMon

*If purchasing an iMon, back up lights are not available on the light bar in which the iMon is being used.

Part #	Description	Non Member	Member
TM2MC	17" Wireless Tow Light – Carbon Fiber	\$369.60 ea	\$319.00 ea
IMON -ADD	IMON Monitoring System (ADD ON)	\$140.00 ea	\$125.00 ea



#TM2MC

Shipping is not included in price, please call 910 747 9000 or
email sales@americantowingandrecoveryinstitute.org for shipping

22" Wireless Tow Light Bar "Lime Light" **TOW MATE BEST SELLER**

"Lime Light" is TowMate's BEST SELLING wireless tow light measuring in at 22" wide and contains 14 LED's providing stop, tail, and turn signals wirelessly. This is a basic unit, meaning that it is not compatible with the iMON reminder system. The TM22G has 90LB pull magnets with rubber boots and is non-upgradeable. It carries the same great TowMate lifetime warranty as all our other wireless light bars and is proudly made in the USA.

(Uses one 12V1.3Ah Battery)

Durable PVC housing

Recharges from 12V

Lifetime warranty on electronics & LED's

Up to 10 hours of use between recharge

Approx. 1000' range

Systems come complete with transmitter, light, charge cord, foot covers and instructions.

7-Pin truck, 7-Pin RV, 6-Pin round, 4-Pin flat, and hardwire transmitters are also available at no additional cost.

Part #	Description	Non Member	Member
TMSSG	22" Wireless Tow Light	\$285.60 ea	\$246.50 ea



#TM22G

21" Pink Breast Cancer Awareness Wireless Tow Light

21" Pink wireless magnetic taillight system w/ supplemental amber indicators provides stop, tail, and turn signals with ease. Brake function will illuminate the red light while the turn signal will illuminate the appropriate left or right side of the red strip and the correlating amber light. This system includes a charge cord to allow recharge from a cigarette socket and a 4-pin transmitter. Lifetime warranty on electronics and LED's. Range 1000 feet. Uses one 12V1.2AH battery. \$20 from each unit purchased will be donated to the Susan G. Komen foundation for breast cancer research and awareness.

Features include:

Durable PVC housing

Recharges from 12V

Lifetime warranty on electronics & LED's

Up to 10 hours of use between recharge

Approx. 1000' range

Systems come complete with transmitter, light, charge cord, foot covers and instructions

7-Pin truck, 7-Pin RV, 6-Pin round, 4-Pin flat, and hardwire transmitters are also available at no additional cost

Comes standard compatible w/ iMon

*If purchasing an iMon, back up lights are not available on the light bar in which the iMon is being used.

Part #	Description	Non Member	Member
BCA21	21" Wireless Tow Light – Pink Breast Cancer Awareness	\$394.80 ea	\$340.75 ea
IMON -ADD	IMON Monitoring System (ADD ON)	\$140.00 ea	\$125.00 ea



#BCA21



Shipping is not included in price, please call 910 747 9000 or email sales@americantowingandrecoveryinstitute.org for shipping

TOW LIGHTS -WIRED TOW LIGHTS

30' Wired Tow Lights with Side Markers

Wired Tow Lights With Side Markers

Two stop, tail, turn lights with high-intensity LED's

Side marker lights for optimal visibility

90LB pull magnets with included protective rubber boots

30' long arctic cord (rated at -40°C) w/7' spread between lights

4-Pin round plug

Part #	Description	Non Member	Member
24-TB34	30' Wired Tow Lights	\$138.92 ea	\$119.90 ea



#24-TB34

36" Wired Towing Light Bar

TowMate's wired lighting solution designed for the competitive market of wired towing lights. Simple plug and play install and operation; plug your trailer control wire into the TB36 light bar 4 or 7 PIN receptacle, attach the TB36 lightbar on the back of your towed vehicle and you are ready for the trip. Specifications: L 36" x W 10" x H 4" Weight: 17LB

Benefits:

High intensity LED's providing powerful Turn, Tail and Stop Functions with low amp draw

Can mount virtually anywhere using the included rubber straps

Connect easily to the vehicle via trailer light plug

Heavy Duty Poly housing is weatherproof

Control cable not included

Made in the USA

Lifetime Warranty

Part #	Description	Non Member	Member
TB36	36' Wired Tow Lights	\$252.00 ea	\$217.50 ea



#TB36

Shipping is not included in price, please call 910 747 9000 or email sales@americantowingandrecoveryinstitute.org for shipping



The American Towing & Recovery Institute

in conjunction with **Wes Wilburn Consulting**

We offer the following continuing education classes:

- One day light duty
- One Day Light Duty – Towing Only
- One Day Heavy Duty – Towing Only
- Two day Light and Medium Duty
- Two Day Medium and Heavy Duty
- Two Day Rotator/ Heavy Rigging, OSHA Level 1 Riggers Course
- Two day Air Cushion Recovery
- One, Two or Three day fire fighter-Tower Cross training (Taught to NFPA standards)
- 2-hour hybrid vehicle Seminar

Are you interested in hosting a public class or having a private class at your location? **Please call Wes at (910)747-9000**

We offer private on-site training sessions for light, medium, heavy & Fire-Rescue Cross Training classes.

These sessions focus on specific topics & can be very cost-effective method to get everyone on the same page!

Call or write for more information on a class quote today!

Each class is filled with some theory and LOTS of hands-on sessions. We will focus on many different aspects of towing & recovery, including quicker safer methods & new ideas from all across North America.

Do you want the complete class details? Or to register online...

www.americantowingandrecoveryinstitute.org

Class dates are tentative and subject to change.



2021 Towing & Recovery Continuing Education Schedule

The American Towing & Recovery Institute

in conjunction with **Wes Wilburn Consulting**

- 1 Day Advanced Level Light Duty Towing & Recovery September 23, 2021 Mason, OH
(IN conjunction with Midwest Regional Tow Show in Mason, OH September 23-26)
- 2 Day Heavy Recovery, Rigging Rotator Course October 2-3 ,2021 San Francisco, CA
- 1 Day Advanced Level Light Duty Towing & Recovery October 15, 2021 St Louis, MO
- 2 Day Heavy Duty Towing & Recovery October 16-17, 2021 St Louis, MO
- TRAO Tow & Treat, we will be there with a booth October 23, 2021 Cincinnati, OH
- 1 Day Advanced Level Light Duty Towing & Recovery October 24, 2021 Cincinnati, OH
- 2 Day Light & Medium Duty Towing & Recovery December 4-5, 2021 New Orleans, LA

Are you interested in hosting a public class or having a private class at your location?

Please call Wes @ 910-747-9000

We also offer private on-site continuing education sessions for light, heavy and Fire-Rescue Cross Training classes. These can focus on specific topics and can be very cost effective methods to get everyone on the same page! Call or write for more information on a class quote today!

Do you want the complete class details? Or to register online?

Visit...www.american towing and recovery institute.org

Or Call (910) 747-9000 or Email register@american towing and recovery institute.org

Class Registration Form

Please Specify City, State:

Registration at the door for 1 Day Advanced Level Light Duty \$295

Pre-Register 30 days in advanced and pay \$225 per attendee

☐ 1 Day Class How Many _____

Students Attending: -----

Registration at the door for 2 Day Light/Medium or Medium/Heavy Duty \$545

Pre-Register 30 days in advanced and pay \$445 per attendee

☐ 2 Day Class How Many _____

Students Attending: -----

Registration at the door for 2 Day Heavy Rigging/Rotator Class \$595

Pre-Register 30 days in advance and pay \$495 per attendee

☐ 2 Day Class How Many _____

Students Attending: -----

Company Name: Manager/Owner Name:

Address:

City: State: Zip code:

Phone Number: Fax:

Email:

Payment Info

Credit Card Info: American Express Visa Mastercard Discover

Card Number: Exp 3 Digit Code

Signature of Card Holder:

Name as it appears on card

Billing address if different from above:

Checks: Make payable to ATRI, PO Box 007, Wade NC 28395

Send completed registration form to:

The American Towing & Recovery Institute

Email: register@americantowingandrecoveryinstitute.org or

FAX 910 486 8930

Or USPS Mail: ATRI, PO Box 007, Wade NC 28395

Call (910) 747-9000



The American Towing & Recovery Institute Presents:

T.C.E.R.T Program

Towing Continuing Education & Recovery Training



Wes Wilburn, Founder

Delivered Right To Your Front Door!

Convenient Learning at Your Own Pace



T.C.E.R.T. PACKAGE

Once an individual earns enough credits for each level; he/she will receive an identification card, wall certificate and patch for each level achieved.

- Towing Awareness Level: 12 Credit Hours
- Towing Operations Level: 24 Credit Hours
- Towing Technician Level: 36 Credit Hours
- Towing and Recovery Specialist Level: 48 Credit Hours



ATRI MEMBERS RECEIVE 1 DVD PLUS 3 WORKBOOKS & 3 EXAMS AT NO COST

- | | |
|---|-----------------------------------|
| • DVD PLUS 1 WORKBOOK & EXAM | \$99.95 |
| • EACH ADDITIONAL WORKBOOKS & EXAMS | \$34.95 |
| • 3 WORKBOOKS & 3 EXAMS | \$89.50 |
| • 6 WORKBOOKS & 6 EXAMS | \$169.95 |
| • DVD PLUS 3 WORKBOOKS & 3 EXAMS (FREE WITH MEMBERSHIP) | \$149.85 (\$20.00 SAVINGS) |
| • DVD PLUS 6 WORKBOOKS & 6 EXAMS | \$224.70 (\$50.00 SAVINGS) |
| • LIVE TESTING VIA SKYPE VIDEO CONFERENCING | \$19.95 PER EXAM PLUS TEST |



The American Towing & Recovery Institute

www.american towing and recovery institute.org

PO Box 007 Wade, NC 28395

Office (910) 747-9000 Fax (910) 486-8930

Email: tcert@american towing and recovery institute.org

This Entire T.C.E.R.T. Package was Filmed, Edited & Reproduced in the USA.



The American Towing and Recovery Institute's

T.C.E.R.T. Program

Order Form

Company Information

Company Name: _____

Contact Name: _____

Address: _____

City: _____ State: _____ Zipcode: _____

Phone Number: _____ Fax Number: _____

Email Address: _____

Description	Price	Quantity	Total
DVD plus 1 Work & 1 Exam	\$99.95		
Each Additional Workbooks & Exams	\$34.95		
3 Workbooks & 3 Exams	\$89.50		
6 Workbooks & 6 Exams	\$169.95		
DVD Plus 3 Workbooks & 3 Exams	\$149.85 (\$20.00 savings)		
DVD plus 6 Workbooks & 6 Exams	\$224.70 (\$50.00 savings)		
Live Testing via Skype Video Conferencing	\$19.95 per exam plus cost of exam		
Join as an ATRI Member & Receive DVD plus 3 Workbooks & 3 Exams & all member benefits	\$225.00 (including all member benefits & discounts – see catalog for special member pricing)		

Billing Information

Billing Address if different than company address:

Address: _____

City: _____ State: _____ Zipcode: _____

Credit Card #: _____

Expiration Date: _____ 3 Digit Code: _____ Amount to be billed: _____

The American Towing & Recovery Institute
www.american towing and recovery institute.org
PO Box 007 Wade, NC 28395
Office (910) 747-9000 Fax (910) 486-8930
Email: tcert@american towing and recovery institute.org

ERNEST HOLMES MUDFLAPS & PATCHES

Ernest Holmes Wrecker Mudflaps

A pair of 2 Ernest Holmes Wrecker Mudflaps. Each mudflap measures 24" x 24" – 3/8" thick. These are brand new, reproduction mudflaps with rubber back and white lettering.. These have never been mounted to a truck.

Part #	Description	Non Member	Member
EHC-Mud	24" x 24" Mudflap	\$125.00/pr*	\$103.00/pr*



#EHC-Mud

Ernest Holmes Wrecker Back Patch

These are brand new reproduction back patches. Measures 9 1/4" x 6 1/2"

Part #	Description	Non Member	Member
EHC-BP	9-1/4" x 6-1/2" Patch	\$32.00 ea*	\$27.00 ea*
EHC-BP-12	Set of 12 Patches	\$268.50/12*	\$205.80/12*



#EHC-BP

Ernest Holmes Arm Patch

Brand new reproduction arm patch Measures 3-1/2" x 2"

Part #	Description	Non Member	Member
EHC-Patch	1 Patch	\$16.55 ea*	\$12.85 ea*
EHC-Patch-12	Set of 12	\$100.80/12*	\$75.21/12*



#EHC-Patch

Ernest Holmes Official Wrecker Staff Arm Patch

Brand new reproduction arm patch. Measures 2-1/2" x 4-1/2"

Part #	Description	Non Member	Member
EHC-BP	1 Patch	\$16.55 ea*	\$12.85 ea*
EHC-BP-12	Set of 12	\$100.80/12*	\$75.21/12*



#EHC-WSPatch

REPRODUCTION ERNEST HOLMES OPERATION/INSTALLATION MANUALS

Wrecker Model	Price	Wrecker Model	Price
220	\$40.00	850 – 1971	\$60.00
400-RW	\$40.00	1000 – 1978	\$40.00
440 Hi Power – 1979	\$40.00	1100 – 1978	\$40.00
440-0, 440-1 & 440-2 – 1991	\$45.00	1200 – 1978	\$40.00
440 – 1967	\$40.00	1101/1201 – 1985	\$40.00
440 – 1973	\$40.00	1401 – 1980	\$40.00
460 – 1958	\$40.00	1501/1502 – 1983	\$40.00
470 – 1985	\$40.00	1601 – 1982	\$55.00
H475 – 1975	\$40.00	1625 – 1985	\$60.00
480 – 1969	\$40.00	1701 – 1985	\$65.00
480 – 1973	\$40.00	1801 – 1984	\$65.00
500 – 1977	\$40.00	Fw-25 – 1981	\$35.00
500 – 1962	\$45.00	MD6216, 6220, 6225 - 1990	\$40.00
515 – 1958	\$40.00	Underlift Model 85K – 1987	\$40.00
525 – 1950	\$40.00	UTC – 100 – 1983	\$35.00
600 – 1973	\$40.00	Universal Tow Sling – 1958	\$40.00
650 – 1973	\$40.00	Replacement Parts – 1965	\$60.00
650 – 1958	\$40.00	Car & Equipment Wrecker – 1976	\$35.00
750 – 1963	\$52.00	Garage Shop W-35 HD – 1949	\$35.00
750 – 1977	\$55.00	Garage Shop 485, 110 – 1930	\$30.00

REPRODUCTION ERNEST HOLMES CARRIER MANUAL

Wrecker Model	Price
C170 – 1978	\$40.00
C171 – 1981	\$40.00
C190 191, 193, 210, 212, 213 – 1976	\$40.00
C172 – 1982	\$40.00
175 – 1988	\$40.00
TC-Series – 1978	\$40.00
C170 – 1978	\$40.00
C171 – 1981	\$40.00

All reproductions were reproduced under agreement with Miller Industries and cannot be reproduced without written permission from Miller Industries and TowCo-Op.com

A donation is made to International Towing and Recovery Hall of Fame and Museum in Chattanooga TN with the purchase of each reproduction

AMERICAN TOWING & RECOVERY INSTITUTE CERTIFIED OPERATOR PATCHES & DECALS

American Towing & Recovery Institute Certified Operator Arm Patch

4" – Iron on or sew on patch

Part #	Description	Non Member	Member
ATRI-OP	1 Patch	\$10.25 ea*	\$11.58 ea*
ATRI-OP-10	Set of 10 Patches	\$50.50/10*	\$47.20/10*



#ATRI-OP

Rocker Patches

Have you received a towing and recovery certification from American Towing & Recovery Institute and need additional patches to place on your uniform? You can purchase them here, sew on or iron on with these class specific rocker patches.

Part #	Description	Non Member	Member	Description	Non Member	Member
Rocker-LD	1 Patch	\$8.25/ea*	\$7.25/ ea*	Set of 10 Patches	\$25.50/10*	\$20.75/10*
Rocker-LDMD	1 Patch	\$8.25/ea*	\$7.25/ ea*	Set of 10 Patches	\$25.50/10*	\$20.75/10*
Rocker-MDHD	1 Patch	\$8.25/ea*	\$7.25/ ea*	Set of 10 Patches	\$25.50/10*	\$20.75/10*
Rocker-HD	1 Patch	\$8.25/ea*	\$7.25/ ea*	Set of 10 Patches	\$25.50/10*	\$20.75/10*
Rocker-Rotator	1 Patch	\$8.25/ea*	\$7.25/ ea*	Set of 10 Patches	\$25.50/10*	\$20.75/10*
Rocker-ADVHD	1 Patch	\$8.25/ea*	\$7.25/ ea*	Set of 10 Patches	\$25.50/10*	\$20.75/10*



American Towing & Recovery Institute Decals

5" American Towing & Recovery Institute Decal and 2" Hard Hat Decal.

Part #	Description	Non Member	Member
ATRI-Decal	1 Decal	\$9.25 ea*	\$9.00 ea*
ATRI-Decal-5	Set of 5 Decals	\$22.25/5*	\$21.00/5*

Part #	Description	Non Member	Member
ATRI-HardHatDecal	1 Decal	\$8.05 ea*	\$8.00 ea*
ATRI-HardHatDecal-5	Set of 5 Decals	\$16.25/5*	\$16.00/5*



ATRI-Decal



#ATRI-HardHatDecal

***FREE SHIPPING TO US, HAWAII, PUERTO RICO & VIRGIN ISLAND ADDRESSES ONLY!**

MOVE OVER SLOW DOWN & HAVE YOU FORGOTTEN ... DECALS

Uncle Sam "I Want You To Move Over Slow Down It's the Law" Decal

This bright and patriotic decal measures 10" x 15".

Part #	Description	Non Member	Member
UncleSam	1 Patch	\$21.00 ea*	\$19.00 ea*
UncleSam-5	Set of 5 Patches	\$37.25/5*	\$63.50/5*



#UncleSam

"Have You Forgotten Your... Light Bar, Steering Wheel Lock, Safety Chain" Decal

This decal is a good reminder to your driver... measures 16" x 6".

Part #	Description	Non Member	Member
Forgotten	1 Patch	\$18.50 ea*	\$18.00 ea*
Forgotten-5	Set of 5 Patches	\$57.00/5*	\$53.50/5*

HAVE YOU FORGOTTEN YOUR...

- Light Bar
- Steering Wheel Lock
- Safety Chains



#Forgotten

Follow us!!!!



THE AMERICAN TOWING &
RECOVERY INSTITUTE



BIG enough to serve YOU & small enough to know YOU!

Visit our website for training schedule, product catalog,
podcast updates and much more...

www.amtowri.org or
scan the following QR Code



Check out American Towing & Recovery Institute on
the Go Podcast

http://bit.ly/ATRIontheGoPodcasts
or scan the following QR Code



Business Page: American Towing &
Recovery Institute &
Personal Page: Wes Wilburn



**Follow us on
Instagram**

@wes_wilburn_atri

Add Us on Snap Chat



Username: weswilburn_atri



eBay seller name: weswilburn



Amazon Seller Name:
Wes Wilburn's TOWco-op