

2021 Spring Product Catalog

AMERICAN TOWING & RECOVERY INSTITUTE



Rim Slings Page 5-6



Lasso Straps pg 23
8 Point Tie Down pg 15-20



Quick Connect Air Fitting Kit
Page 30



Domestic & Import Snatchblocks
Page 70-72



Outrigger Ultra Plastic Pads
Page 7



American Steel Made in USA
High Stands & Receivers
Page 8-11



Low Profile Exotic Car/Tesla Strap
Page 21, 37



Grade 100 Gunnebo Johnson Blue
Powder Coated Chain Assemblies
Page 52-56



V Chains 39-42

WWW.AMTOWRI.ORG

(910) 747-9000

PO Box 007 Wade NC 28395

sales@americantowingandrecoveryrinstitute.org

We Carry the Following Quality Manufacturers of Products:




Thank you to our Sponsors:

PLATINUM LEVEL SPONSORS



GOLD LEVEL SPONSORS:



SILVER LEVEL SPONSORS:

Towing Insurance Specialist



Table of Contents

Heavy Duty Towing Forks/Tie Downs

Item	Page Number
Heavy Duty Forks, High Stands & Receivers	8-11
Heavy Duty Tie Downs	27
Binders with Underreach Tie Downs	58

Continuing Education - Towing/Recovery Courses

Item	Page Number
2020-2021 Training Schedule/Registration Form	12-13, 86
TCERT Towing Continuing Education & Recovery Training Home Study Program	14, 88

Chain

Item	Page Number
Grade 70 Chain Assemblies, V Chains	39-42
Safety Chains, Binder Chains	44
Hooks, Fittings & Clusters	42-46
Grade 80 Chain Slings & Connectors	47-48
Grade 100 Chain Assemblies	52,54-58
Hooks & Fittings	49-53
Grabiq Chain & Masterlinks	512-565
Heavy Duty Chain Package	61
Load Binders	58-59

Straps

Item	Page Number
8 Point Tie Down Systems	15-20
Lasso Straps – O Ring Straps	23
Steering Wheel Locks & Baskets	22
Ratchets	26-29
Rim Slings	5-6
Spreader Bar, Straps	74
V Straps	36-38
Underreach Tie Down Kits, Straps & Underlifts	27
Round Slings & Accessories	28-30
Recovery Straps & Accessories	31-33
Recovery Strap Shackles	34-35

Wire Rope/Cable

Item	Page Number
Cable/Wire Roper Assemblies, Wedge Socket	63-69
Synthetic Plasma Winch Line	69
Snatch Blocks	70-72

Accessories

Item	Page Number
Air Bags, Air Cushions	79
Angle Iron, Brake Buddy, Drive Line Buddy, Guardian Angle	73-75
Dollies (Towing, Wheel)	76
Door Tools/Lockout Tools	73
Drive Line Wrench	78
Ernest Holmes Reproduction Ads, Manuals, Mudflaps, Patches	84-85
First Aid Kit	72
Lifting Beam/Tanker Tube	74
Measuring Height Stick	75
Motorcycle Dollies & Straps	81
Outrigger Pads	7
Quick Connect Air Fitting Kit	30
Tire Skates	77-78
Trash Cans & Mounts	81
Wireless Tow Lights	80
Worlds Greatest Tow Truck Books by Earl Johnson	82



To promote safety, education, positive public relations and networking within the professional and business minded Towing & Recovery Industry.

We will provide and promote;

- *Live hands-on traditional towing and recovery education seminars held in every state in the Union on a requested and supported basis.*
- *Internet theory sessions and DVD training.*
- *Provide certification on different levels as requested by our members, including “Real Towing & Recovery Certification” and “Day-1 Towing Certification”*
- *Develop and distribute a series of Public Service Announcements promoting issues of common concerns between the motoring public and the professional towing industry.*
- *Exclusive for members; substantial purchase discounts set forth for programs currently set up. If there is an interest, we will move forward with the following programs; health care, diesel fuel & tires. We will need membership numbers & participation to make these programs work.*
- *Exclusive member discounts for business consulting, expert witness, recovery bill mediation or review.*
- *Networking opportunities between members and outside clients, including supporting other towing companies when a natural disaster or large influx of towing work happens in one area.*
- *Developing response teams to help member companies with death-illness- in family situations.*
- *Foster multiple toy gathering events with towing companies United States-wide during holidays.*
- *Overall purpose is to work on common issues of professional and business minded towing companies, working together as a group to make good common sense and dollar and cents!*

Service to others is the rent you pay for your room here on earth.

Membership is \$225.00 per year with many cost savings benefits!

For more information on AT&RI contact us Call: 910 747 9000 Or

Email:info@americantowingandrecoveryinstitute.org

www.americantowingandrecoveryinstitute.org

RIM SLINGS MADE IN USA

Protective cover is black.
Load bearing strap standard color purple,
other colors available.



Size	Part#	Verticle WLL	Basket WLL	Choker WLL	Standard Purple	Standard Purple Member	Other Color	Other Color Member
3/8"x4'	RS380004-1	3500#	7000#	2000#	\$125.98 ea	\$104.99 ea	\$138.58 ea	\$115.49 ea
3/8"x6'	RS380006-1	3500#	7000#	2000#	138.58 ea	115.49 ea	151.18 ea	125.99 ea
1/2"x4'	RS120004-1	6260#	12,520#	5008#	144.88 ea	120.74 ea	157.48 ea	131.24 ea
1/2"x6'	RS120006-1	6260#	12,520#	5008#	163.78 ea	136.49 ea	176.38 ea	146.99 ea
1/2"x10'	RS120010-1	6260#	12,520#	5008#	195.28 ea	162.74 ea	207.46 ea	172.89 ea
1/2"x20'	RS120020-1	6260#	12,520#	5008#	358.66 ea	298.89 ea	346.48 ea	288.74 ea
5/8"x8'	RS580008-1	10,280#	20,560#	8224#	226.78 ea	188.99 ea	239.38 ea	199.49 ea
5/8"x10'	RS580010-1	10,280#	20,560#	8224#	264.58 ea	220.49 ea	277.18 ea	230.99 ea
3/4"x4'	RS340004-1	13,700#	27,400#	10,960#	207.88 ea	173.24 ea	220.48 ea	183.74 ea
3/4"x8'	RS340008-1	13,700#	27,400#	10,960#	277.18 ea	230.99 ea	289.78 ea	241.49 ea
3/4"x10'	RS340010-1	13,700#	27,400#	10,960#	308.68 ea	257.24 ea	321.28 ea	267.74 ea

Other Colors Available for the Load Bearing Strap:

Protective Strap is always black



Rim Sling Synthetic Shipping Container Sling

The Rim Sling Synthetic Shipping Container Slings #CS780006-1 are specifically designed for container pocket lifting or pulling. They can be inserted in both the top or bottom pockets of shipping containers and utilized even while on its side, without performing a double pick necessary with other types of rigging

7/8" diameter x 6' length with 6" eye at either side of the sling

WLL: Basket - 37,040 lbs | Vertical - 18,520 lbs | Chocker - 14,816 lbs

5:1 Safety Factor – Available in 11 different colors (purple is standard)

(Purple) \$371.23 Non member or **\$303.74 Member**

(Other colors) \$383.61 Non Member or **\$313.86 Member**

Synthetic Rope Color Options



Outrigger Pads – Plastic Ultra Pad

Made in the USA Full Lifetime Guarantee

Outrigger pads provide a very strong, durable and cost effective footing for all your rigging applications. These pads feature:

- Non-conductive
- Easy to clean
- Chemical & oil resistant
- Storage friendly
- Durable & long lasting
- Manufactured in many shapes, including round
- Available in 1", 1.5", 2", 2.5", 3" & 4" thickness
- Sizes 12"x12" to 60"x60"
- Handle is rope or chain (5/16", grade 80)
- Safety Grip
- Made in USA product

Personalize just like Wes uses:



OUR MOST POPULAR PLASTIC ULTRA PAD SIZES!

24" x 24" x 2" 40 lbs each

Vertical Load Capacity 62,000 lbs

45 Degree Load Capacity 40,000 lbs

Standard Black \$250.76 ea Non Member

\$219.99 ea Member

Standard Orange \$273.71 ea Non Member

\$238.88 ea Member

30" x 30" x 2" 62 lbs each

Vertical Load Capacity 95,000 lbs

45 Degree Load Capacity

Standard Black \$393.96 ea Non Member

\$341.43 ea Member

Standard Orange \$433.37 ea Non Member

\$375.58 ea Member

To Personalize with your logo - Add \$15 each pad for engraving

Other Sizes Available:

Size	Part #	Verticle Load Capacity	45 Load Capacity	Black Non Member	Black Member	Orange Non Member	Orange Member	Weight
14"x14"x2"	P141420	52,000 lbs	26,000 lbs	\$127.09 ea	\$119.95 ea	\$137.29 ea	\$129.47 ea	13 lbs
15"x15"x2"	P151520	65000 lbs	32,000 lbs	\$127.09 ea	\$119.95 ea	\$137.29 ea	\$129.47 ea	14 lbs
18"x18"x2"	P181820	70,000 lbs	35,000 lbs	\$153.86 ea	\$144.94 ea	\$166.61 ea	\$156.84 ea	23 lbs
22"x24"x2	P222420	78,000 lbs	39,000 lbs	\$250.76 ea	\$235.38 ea	\$273.71 ea	\$256.80 ea	38 lbs
36"x36"x2	P363620	110,000 lbs	55,000 lbs	\$555.49 ea	\$519.79 ea	\$609.04 ea	\$569.77 ea	90 lbs
12"x48"x2	P124820	65,000 lbs	32,000 lbs	\$232.91 ea	\$218.72 ea	\$234.59 ea	\$238.95 ea	40 lbs
18"x48"x2	P184820	75,000 lbs	37,000 lbs	\$450.94 ea	\$422.49 ea	\$460.26 ea	\$449.58 ea	60 lbs
42"x42"x2"	P424220	125,000 lbs	62,000 lbs	\$733.99 ea	\$686.39 ea	\$784.99 ea	\$733.99 ea	125 lbs
48"x48"x2	P484820	140,000 lbs	70,000 lbs	\$821.96 ea	\$768.50 ea	\$861.49 ea	\$804.21 ea	160 lbs
60"x60"x2	P606020	165,000 lbs	82,000 lbs	\$1263.13 ea	\$1180.25 ea	\$1387.45 ea	\$1296.28 ea	250 lbs










Price includes safety grip on each pad. To personalize with your logo, please submit your logo and add \$15 each pad for engraving.

***Shipping not included in prices above.**

Fork, High Stands & Receivers

From Bro Towing Equipment, the people who INVENTED the Heavy Duty Lift... and brought it to America in the 1980s.

CERTIFIED Made in the USA with American Steel!!

<p><u>3.25" Low Profile Standard Lifting Fork</u> #82200801 Low profile type designed to slide under the low bumper & engage the axle with the longer finger.</p>  <p>\$190.51 ea Non Member \$158.75 ea Member</p>	<p><u>Extra Low Profile Lifting Fork</u> #82200150 Pair of extra low profile fork 2-3/4" x 2-1/4" x 1-1/2"</p>  <p>\$305.75 pr Non Member \$354.80 pr Member</p>	<p><u>U Bolt Fork, Rear Lift</u> #300500000, Rear Lift Only</p>  <p>\$162.29 ea Non Member \$135.24 ea Member</p>
<p><u>Super Duty Fork</u> #250213800 the tube axle on the Ford Super Duty model 2002 require a special fork that prevents the axle from denting. This half round fork fits snug around the axle and is designed to prevent this from happening. Using regular frame forks will damage or dent the axle.</p>  <p>\$179.93 ea Non Member \$149.94 ea Member</p>	<p><u>Volvo Axle Bracket Fork – SteerTek Fork</u> #150513900, Hendrickson STEERTEK AXLES doesn't allow use of forks on the axle itself. Freightliner & Volvo trucks use the new axle. School busses have been equipped with same axle since July 2003. Most trucks will have this type of axle & can only be lifted by the lower axle wraps. Towing the vehicle by the axle will cause scarring & resultant damage to the axle and void warranty.</p>  <p>\$212.27 ea Non Member \$176.89 ea Member</p>	
<p><u>Gillig Bus Fork</u> #300520000, Gillig bus fork</p>  <p>\$178.75 ea Non Member \$148.96 ea Member</p>	<p><u>Bus Fork Tow Eye Pin</u> #300100000, Bus fork clevis type bus fork to lift bus models equipped with lift & tow eyes like GMC, Nova, RTC & MCI busses. Picture shows front snow plow brackets pick-up.</p>  <p>\$276.36 ea Non Member \$230.30 ea Member</p>	
<p><u>V Shaped Deep Fork</u> #82200806, This fork was designed for heavy construction trucks lifting by the axle. When nothing really fits try this very versatile tool.</p>  <p>\$192.86 ea Non Member \$160.72 ea Member</p>	<p><u>4" Bus Fork</u> #250213500, 4" bus and tube fork is designed to lift at the 4" torsion tube on the newer MCI & other busses. This fork is used to lift trucks with tail gate lift.</p>  <p>\$176.40 ea Non Member \$147.25 ea Member</p>	

Nova Fork for Flat Towing

#26100000, Nova fork for flat towing



\$286.94 ea Non Member
\$239.12 ea Member

2.5" U-Bolt Fork

#250513600, This fork is designed to fit between the U-bolts. This type of lift will prevent the truck from sliding since the U-bolts prevents the fork from moving along the axle. The fork opening is 2.5" which fits the typical light to medium size truck axle. International 47/4900 series are a typical chassis for this fork.



\$182.28 ea Non Member
\$151.90 ea Member

Spring Fork


#82200814, The self-aligning spring fork is one of the most popular forks and attaches to the spring itself. Four different positions for the fork lock pin ensure a snug fit. The fork hinging feature permits alignment with the spring during lift. The spring hangers are always located up front or close to the bumper. This will decrease the load on the tow truck's axle, i.e. the closer you can pull in the towed vehicle the less weight on your rear axles. Always secure the towed vehicle with safety chains on both sides before towing. Make sure the chains are damage free and have the correct grade and size.



\$364.56 ea Non Member
\$303.80 ea Member

Self Loading Fork

#82200816, Picture shows (left to right), the self loading fork in operating mode. When the trigger contacts the axle (middle picture) the spring loaded fork finger rotates into position behind the axle. 2 7/8"



\$484.51 ea Non Member
\$403.76 ea Member



Half Round Fork

#82200802, Half round fork is used mostly to lift trucks with tailgates & construction trucks where big cross tubes are part of the body.



\$206.98 ea Non Member
\$172.48 ea Member

Volvo 5" Axle Fork

#3004000000, This volvo axle fork has a 5" opening at the top.



\$221.09 ea Non Member
\$184.24 ea Member

7" Tall 4.25" Wide Fork

#250213400, 7" tall wide fork with 4.25" wide opening



\$235.20 ea Non Member
\$196.50 ea Member

6" Tall 2.5" Wide Fork

#250230000, 6" tall wide fork is taller version of U Bolt Fork 2.5" wide opening.



\$192.86 ea Non Member
\$160.72 ea Member

Chain Fork

#82200813, Chain fork is used in many ways. The chain fork lifts a completely wrecked truck -no axles or tires -and the under reach functions as a tow bar. The chain forks are milled from one high tensile steel bar and accept 1/2" to 5/8" chain.



\$298.70 ea Non Member
\$248.92 ea Member

Detroit Low Oil Pan Fork

#300200000, Detroit low oil pan fork, allow clearance for the oil pan.3.5" wide opening



\$216.38 ea Non Member
\$180.32 ea Member

9" Tall Fork

#250212900, When you can't find the right fork try our versatile 9" tall fork and use the chassis frame as lifting point. One finger of the fork enters a hole in the cross member and prevents the towed vehicle from sliding. Attach your safety chains accordingly.

4 3/4" x 9 5/16"



\$229.32 ea Non Member
\$191.10 ea Member

6.5" Wide Rear Axle Fork

#250512600, Lifting trucks from the rear can sometimes be difficult. Newer trucks are equipped with air ride or air bags which limit the lifting sites. The axle housing is one of the more popular places, however forks must be wide and tall enough. Some trucks such as Peterbilt have unequal width housings. We designed the 5.5" and 6" forks to "fit them all" so that you can use them on most trucks without using high stands to get clearances.



\$226.97 ea Non Member
\$189.14 ea Member

5.5" Wide Rear Axle Fork

#250212500, Lifting trucks from the rear can sometimes be difficult. Newer trucks are equipped with air ride or air bags which limit the lifting sites. The axle housing is one of the more popular places, however forks must be wide and tall enough. Some trucks such as Peterbilt have unequal width housings. We designed the 5.5" and 6" forks to "fit them all" so that you can use them on most trucks without using high stands to get clearance.



\$196.39 ea Non Member
\$163.66 ea Member

4.5" Wide Tall Fork

#82200805, When lifting the axle make sure that the forks are positioned as close as possible to the U-bolts. This to avoid a sliding effect in turns. Bottom photo shows how the fork is lifted behind the spring hangers. This method allows the operator to reduce stinger extension to effect a reduced rear axle weight.



\$209.33 ea Non Member
\$174.44 ea Member

4.5" Short Wide Fork

#82200807, When lifting the axle make sure that the forks are positioned as close as possible to the U-bolts. This to avoid a sliding effect in turns.



\$195.22 ea Non Member
\$162.68 ea Member

5 x 5 Receiver (driver side)

#250231000, 5 x 5 receivers have 2 fork holes for easy hook-up. The outer hole is offset and gives you extra width during axle or frame lift. Shifting one receiver from passenger side to the driver's side will decrease the distance between receivers. The receiver is a low-mount design which enables the fork to "sneak" under low bumpers and, when inverted, gives you extra height.



\$350.45 ea Non Member
\$292.04 ea Member

3.5" x 3.5" Receiver

#250260000D (driverside) or #250260000P (passengerside), 3 1/2" x 3 1/2" receivers have 2 fork holes for easy hook-up. The outer hole is offset and gives you extra width during axle or frame lift. Shifting one receiver from passenger side to the driver's side will decrease the distance between receivers. (see middle pictures). The receiver is a low-mount design which enables the fork to "sneak" under low bumpers and, when inverted, gives you extra height.



\$350.45 ea Non Member
\$292.04 ea Member

4" x 4" Receiver

#25025000, 4" x 4" receivers have 2 fork holes for easy hook-up. The outer hole is offset and gives you extra width during axle or frame lift. Shifting one receiver from passenger side to the driver's side will decrease the distance between receivers. (see middle pictures). The receiver is a low-mount design which enables the fork to "sneak" under low bumpers and, when inverted, gives you extra height.



\$350.45 ea Non Member
\$292.04 ea Member

7" High Stand

#250213100, High Stands raise the fork to a higher position. The need may arise when the suitable fork is not tall enough to reach the desired lift point, that the stinger hits the bumper before the fork is in position, or in similar situations. The high stands are 7" tall and are available in two models. One has the standard 2" shaft and the other is a "slide on" type for 4x4, 5x5, 6x4 or 6x6 inches cross bars. (see part # 250213100).

We recommend the slide on style since it is more rigid than the 2" shaft model. When high stands are used, make sure the towed vehicle is secured by extra safety chains and that the "swaying motion" is limited as much as possible.



\$228.14 ea Non Member
\$190.12 ea Member

6 x 6 High Stand

#250213300



\$395.14 ea Non Member
\$329.29 ea Member

6 x 4 High Stand

#250213100



\$395.14 ea Non Member
\$329.29 ea Member

5 x 5 High Stand

#250213200



\$395.14 ea Non Member
\$329.29 ea Member



The American Towing & Recovery Institute

in conjunction with **Wes Wilburn Consulting**

We offer the following continuing education classes:

- One day light duty
- One Day Light Duty – Towing Only
- One Day Heavy Duty – Towing Only
- Two day Light and Medium Duty
- Two Day Medium and Heavy Duty
- Two Day Rotator/ Heavy Rigging, OSHA Level 1 Riggers Course
- Two day Air Cushion Recovery
- One, Two or Three day fire fighter-Tower Cross training (Taught to NFPA standards)
- 2-hour hybrid vehicle Seminar

Are you interested in hosting a public class or having a private class at your location? **Please call Wes at (910)747-9000**

We offer private on-site training sessions for light, medium, heavy & Fire-Rescue Cross Training classes.

These sessions focus on specific topics & can be very cost-effective method to get everyone on the same page!

Call or write for more information on a class quote today!

Each class is filled with some theory and LOTS of hands-on sessions. We will focus on many different aspects of towing & recovery, including quicker safer methods & new ideas from all across North America.

Do you want the complete class details? Or to register online...

www.americantowingandrecoveryinstitute.org

Class dates are tentative and subject to change.



2021 Towing & Recovery Continuing Education Schedule The American Towing & Recovery Institute

in conjunction with **Wes Wilburn Consulting**

- 2 Day Rotator Recovery & Specialized Ultra Heavy Towing Jun 5-6, 2021 Indianapolis, IN
- 1 Day Advanced Level Light Duty Towing & Recovery June 25, 2021 Kansas City, KS
- 2 Day Heavy Duty Towing & Recovery June 26-27, 2021 Kansas City, KS
- 1 Day Advanced Level Light Duty Towing & Recovery July 23, 2021 Detroit, MI
- 2 Day Heavy Duty Towing & Recovery July 24-25, 2021 Detroit, MI
- Ohio Tow Show, September 23-26, 2021 Mason, OH (We will be there)
- 1 Day Advanced Level Light Duty Towing & Recovery October 15, 2021 St Louis, MO
- 2 Day Heavy Duty Towing & Recovery October 16-17, 2021 St Louis, MO
- TRAO Tow & Treat, we will be there with a booth October 23, 2021 Cincinnati, OH
- 1 Day Advanced Level Light Duty Towing & Recovery October 24, 2021 Cincinnati, OH
- 2 Day Light & Medium Duty Towing & Recovery December 4-5, 2021 New Orleans, LA

Are you interested in hosting a public class or having a private class at your location? Please call Wes @ 910-747-9000

We also offer private on-site continuing education sessions for light, heavy and Fire-Rescue Cross Training classes. These can focus on specific topics and can be very cost effective methods to get everyone on the same page! Call or write for more information on a class quote today!

Do you want the complete class details? Or to register online?

Visit... www.americantowingandrecoveryinstitute.org

Or Call (910) 747-9000 or Email register@americantowingandrecoveryinstitute.org



The American Towing & Recovery Institute Presents:

T.C.E.R.T Program

Towing Continuing Education & Recovery Training



Wes Wilburn, Founder

Delivered Right To Your Front Door!

Convenient Learning at Your Own Pace



T.C.E.R.T. PACKAGE

Once an individual earns enough credits for each level; he/she will receive an identification card, wall certificate and patch for each level achieved.

- Towing Awareness Level: 12 Credit Hours
- Towing Operations Level: 24 Credit Hours
- Towing Technician Level: 36 Credit Hours
- Towing and Recovery Specialist Level: 48 Credit Hours



ATRI MEMBERS RECEIVE 1 DVD PLUS 3 WORKBOOKS & 3 EXAMS AT NO COST

- | | |
|---|----------------------------|
| • DVD PLUS 1 WORKBOOK & EXAM | \$99.95 |
| • EACH ADDITIONAL WORKBOOKS & EXAMS | \$34.95 |
| • 3 WORKBOOKS & 3 EXAMS | \$89.50 |
| • 6 WORKBOOKS & 6 EXAMS | \$169.95 |
| • DVD PLUS 3 WORKBOOKS & 3 EXAMS (FREE WITH MEMBERSHIP) | \$149.85 (\$20.00 SAVINGS) |
| • DVD PLUS 6 WORKBOOKS & 6 EXAMS | \$224.70 (\$50.00 SAVINGS) |
| • LIVE TESTING VIA SKYPE VIDEO CONFERENCING | \$19.95 PER EXAM PLUS TEST |



The American Towing & Recovery Institute
www.americantowingandrecoveryinstitute.org
 PO Box 007 Wade, NC 28395
 Office (910) 747-9000 Fax (910) 486-8930
 Email: tcert@americantowingandrecoveryinstitute.org

This Entire T.C.E.R.T. Package was Filmed, Edited & Reproduced in the USA.

Eight Point Rollback Tie Down Systems

Each strap has a Working Load Limit (WLL) 4000 lbs

Available in Classic Polyester, Tower's Edge & Heavy Duty Webbing in 14 foot & 18 foot

BA Products Polyester Class Webbing

Available in **Yellow**, **red**, **purple**, **pink**, **hi-viz**

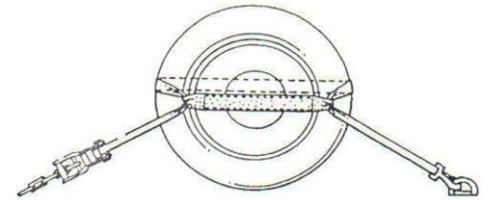
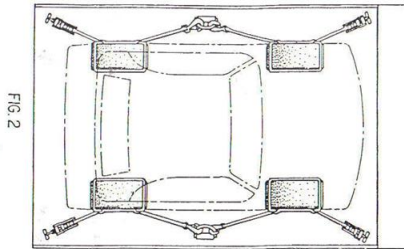
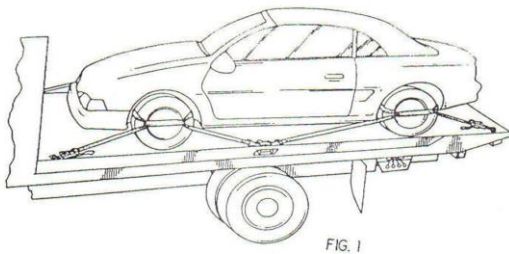
Our quality classic webbing has been chosen as the tower's workhorse strap for decades and has become the standard for everyday use in the towing industry.

BA Products Tower's Edge Webbing

Web is PVB impregnated to give maximum protection against the elements, resisting water & other fluids up to 50% more than standard web. Modified acrylic web coating provides further protection from the elements and a more durable permanent finish. We have also chosen a slightly tighter weaver for this webbing adding increased flexibility & tear resistance. Best available edge protection for extreme resistance with black thermoplastic coated polymer yarns.

BA Products Heavy Duty Webbing (B.A.H.D)

Feel the difference with this Heavy Duty Webbing. Over 50% more fibers than our classic webbing. The added benefits for this thicker, heavier design is longevity, durability and superior abrasion resistance.



Eight Point Tie Down Systems

Each kit is available in Standard Yellow, Red, Purple, Pink webbing & 14 or 18 foot straps with different options of extensions. We have available ...

- Straps with Snap Hooks
- Straps with Chain Tails
- Straps with Chain Tails & Mini J Hooks

Pricing is provided below.

Straps with Snap Hooks & ratchets with chain tail

#38-200 – Complete set of 14 foot straps includes :

- 4 ratchets with chains
- 4 - 14 foot long straps with snap hooks
- 4 heavy duty reinforced short straps (dog bones) no metal rings to contact car

\$142.24 ea Non Member or \$137.01 ea Member

#38-218 – Complete set of 18 foot straps includes:

- 4 ratchets with chains
- 4- 18 foot long straps with snap hooks
- 4 heavy duty reinforced short straps (dog bones) no metal rings to contact car

\$146.85 ea Non Member or \$141.65 ea Member



Upgrade Gradual Release Rubber Handle Ratchets



Upgrade the standard ratchet with chain tails to gradual release rubber handles ratchets...

#38-8200 for 14 foot straps \$148.25 ea Non Member or \$144.20 ea Member

#38-2818 for 18 foot straps \$152.25 ea Non Member or \$149.97 ea Member

Straps & ratchets with chain tail

#38-200C – Complete set of 14 foot straps includes :

- 4 ratchets with chains
- 4 - 14 foot long straps with chain tails
- 4 heavy duty reinforced short straps (dog bones) no metal rings to contact car

\$149.24 ea Non Member or \$141.01 ea Member

#38-218C – Complete set of 18 foot straps includes:

- 4 ratchets with chains
- 4- 18 foot long straps with chain tails
- 4 heavy duty reinforced short straps (dog bones) no metal rings to contact car

\$153.85 ea Non Member or \$145.65 ea Member



Upgrade Gradual Release Rubber Handle Ratchets



Upgrade the standard ratchet with chain tails to gradual release rubber handles ratchets...

#38-8200C for 14 foot straps \$155.25 ea Non Member or \$148.20 ea Member

#38-2818C for 18 foot straps \$161.25 ea Non Member or \$153.97 ea Member

Straps with Snap Hooks, ratchets with chain tail & D-Rings

#38-200D – Complete set of 14 foot straps includes :

- 4 ratchets with chains
- 4 - 14 foot long straps with snap hooks
- 4 heavy duty reinforced short straps (dog bones) no metal rings to contact car

\$160.14 ea Non Member or 147.01 ea Member



#38-218D – Complete set of 18 foot straps includes:

- 4 ratchets with chains
- 4- 18 foot long straps with snap hooks
- 4 heavy duty reinforced short straps (dog bones) no metal rings to contact car

\$164.07 ea Non Member or \$151.65 ea Member

Upgrade Gradual Release Rubber Handle Ratchets



Upgrade the standard ratchet with chain tails to gradual release rubber handles ratchets...

#38-8200D for 14 foot straps \$166.25 ea Non Member or \$153.20 ea Member

#38-2818D for 18 foot straps \$168.92 ea Non Member or \$158.97 ea Member

Straps & ratchets with Snap Hooks

#38-200SH – Complete set of 14 foot straps includes :

- 4 ratchets with snap hooks
- 4 - 14 foot long straps with snap hooks
- 4 heavy duty reinforced short straps (dog bones) no metal rings to contact car

\$151.21 ea Non Member or \$138.01 ea Member



#38-218SH – Complete set of 18 foot straps includes:

- 4 ratchets with snap hooks
- 4- 18 foot long straps with snap hooks
- 4 heavy duty reinforced short straps (dog bones) no metal rings to contact car

\$154.07 ea Non Member or \$141.65 ea Member

Upgrade Gradual Release Rubber Handle Ratchets



Upgrade the standard ratchet with snap hooks to gradual release rubber handles ratchets...

#38-8200D for 14 foot straps \$157.25 ea Non Member or \$144.20 ea Member

#38-2818D for 18 foot straps \$160.92 ea Non Member or \$149.97 ea Member

Straps with chain tails & mini j hooks & ratchets with chain tail

#38-200C-J – Complete set of 14 foot straps includes :

- 4 ratchets with chains
- 4 - 14 foot long straps with chain & mini j hooks
- 4 heavy duty reinforced short straps (dog bones) no metal rings to conta

\$160.14 ea Non Member or 147.01 ea Member



#38-218D – Complete set of 18 foot straps includes:

- 4 ratchets with chains
- 4- 18 foot long straps with snap hooks
- 4 heavy duty reinforced short straps (dog bones) no metal rings to contact car
- 2 D Rings.

\$164.07 ea Non Member or 151.65 ea Member

Upgrade Gradual Release Rubber Handle Ratchets



Upgrade the standard ratchet with chain tails to gradual release rubber handles ratchets...

#38-8200D for 14 foot straps \$166.25 ea Non Member or 153.20 ea Member

#38-2818D for 18 foot straps \$168.92 ea Non Member or 158.97 ea Member

Replacement Straps

#38-200C-L 14 foot strap with chain tail



\$23.28 ea Non Member or 20.18 ea Member

#38-200-L 14 foot strap & snap hook



\$22.72 ea Non Member or 19.44 ea Member

#38-200-S Heavy Duty Reinforced Short Strap (dog bone)



\$13.65 ea Non Member or 10.32 ea Member

#38-100-R 2" Wide Handle Ratchet with Chain Tail



\$24.31 ea Non Member 20.98 ea Member

#38-82 2" Gradual Release Rubber Handle Ratchet with Snap Hook

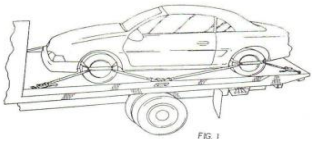


\$21.45 ea Non Member 18.52 ea Member

#38-8100-R 2" Gradual Release Rubber Handle Ratchet with Chain Tail



\$23.54 ea Non Member 20.31 ea Member



Eight Point Rollback Tie Down Systems

Each strap has a Working Load Limit (WLL) 4000 lbs

Hi Viz

Hi-Viz 8-point tie-down webbing has a green nylon edge, reflective threading and is high visibility for increased visibility on the roadside in both 14' and 18' straps

Hi-Viz Straps with Chain Tails available in both 14 & 18 foot lengths

#HV38-200C Set of 4 ratchets with chains, long straps with chains, heavy duty reinforced short straps, no metal rings to contact car Complete set of 4, 14' straps. \$152.79 each Non Member, **\$141.15 each Member**

#HV38-218C Set of 4 ratchets with chains, long straps with chains, heavy duty reinforced short straps, no metal rings to contact car Complete set of 4, 18' straps. \$156.26 each Non Member, **\$145.93 each Member**

Upgrade the standard handle ratchets with chain tails to gradual release rubber handle ratchets ...

#HV38-8200C for 14' straps \$167.79 non member, **\$156.15 member**

#HV38-8218C for 18' Straps \$171.26 non member, **\$160.93 member**



#HV38-200C 14' Straps
#HV38-218C 18' Straps

Upgrade gradual release rubber handle ratchets



Towing for a Cure – Breast Cancer

Since beginning the Towing for a Cure initiative 6 years ago, we have heard story after story of how Breast Cancer has either disrupted or taken the lives of our loved ones all over the world. We are proud to once again work alongside each of you in spreading awareness and donating to Breast Cancer Awareness and Research. ~ BA Products

#Cure38-200C Set of 4 ratchets with chains, long straps with chains, heavy duty reinforced short straps, no metal rings to contact car Complete set of 4, 14' straps. \$157.66 each Non Member, **\$139.30 each Member**

#Cure38-218C Set of 4 ratchets with chains, long straps with chains, heavy duty reinforced short straps, no metal rings to contact car Complete set of 4, 18' straps. \$163.84 each Non Member, **\$144.66 each Member**

Upgrade the standard handle ratchets with chain tails to gradual release rubber handle ratchets ...

#Cure38-8200C for 14' straps \$176.66 non member, **\$158.30 member**

#Cure38-8218C for 18' Straps \$182.81 non member, **\$163.66 member**

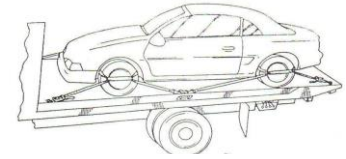


Upgrade gradual release rubber handle ratchets



Tower's Edge High Performance Webbing

- Edges are constructed of polymer yarns coated with an abrasion and cut resistant thermoplastic polymer
- More resistant to tears, cuts and abrasions
- Up to 50% less water absorption
- PVB impregnated for superior protection against the elements
- Web coating is a modified acrylic which is a durable and permanent finish
- Tighter weave style for superior flexibility and abrasion resistance



Eight Point Rollback Tie Down Systems

Made with Towers Edge High Performance Webbing Each strap has working load limit 4,000 lbs

#V38-200 Set of 4 ratchets with chains, long straps with snap hooks, heavy duty reinforced short straps, no metal rings to contact car Complete set of 4, 14' straps. \$169.80 each Non Member, **\$148.03 each Member**

#V38-218 Set of 4 ratchets with chains, long straps with snap hooks, heavy duty reinforced short straps, no metal rings to contact car Complete set of 4, 18' straps. \$178.75 each Non Member, **\$154.80 each Member**



#V38-200

#V38-200C Set of 4 ratchets with chains, long straps with chains, heavy duty reinforced short straps, no metal rings to contact car Complete set of 4, 14' straps. \$171.25 each Non Member, **\$150.85 each Member**

#V38-218C Set of 4 ratchets with chains, long straps with chains, heavy duty reinforced short straps, no metal rings to contact car Complete set of 4, 18' straps. \$181.75 each Non Member, **\$155.95 each Member**



#V38-200C

#V38-200D Set of 4 ratchets with chains, long straps with snap hooks, heavy duty reinforced short straps, no metal rings to contact car and 2 D Rings. Complete set of 4, 14' straps.

\$167.68 each Non Member, **\$148.39 each Member**

#V38-218D Set of 4 ratchets with chains, long straps with snap hooks, heavy duty reinforced short straps, no metal rings to contact car and 2 D Rings. Complete set of 4, 18' straps.

\$173.68 each Non Member, **\$154.85 each Member**



#V38-200D

Replacement Straps

#V38-200C-L 14' Strap with chain

\$29.75 each Non Member, **\$21.45 each Member**

#V38-200-L 14' Strap with Snap Hook

\$29.75 each Non Member, **\$21.45 each Member**

#V38-200-S Heavy Duty Reinforced short strap with no metal rings

\$17.90 each Non Member, **\$11.85 each Member**



#V38-200C-L



#V38-200-L



#V38-200-S

Car Carrier Tie Downs with Cluster

#38-100 – Grade 70 Transmission Cluster – 2” x 8’ Strap with ratchet & G70 5/16” chain 4000 lb WLL 7 lbs each \$45.85 ea Non Member **\$37.10 ea Member**

Set of 4 #38-100-4

\$172.73/4 Non Member **\$140.10/4 Member**

#38-100-S – Replacement Strap Only for #38-100

\$27.50 each Non Member **\$23.02 each Member**

#38-103 – Grade 70 Transmission Cluster – 2” x 8’ Strap with Ratchet and Snap Hook 4000 lb WLL 7 lbs each \$41.73 each Non Member **\$35.80 each Member**

Set of 4 #38-103

\$156.80/4 Non Member **\$137.80/4 Member**



Carrier Tie Downs with Lasso Straps

4 Tower’s Edge Lasso Straps (3330 lbs wll) **#V38-1**

4 Wide Handled Ratchets with gr 70 5/16” chain tail (4000 lbs wll) **#38-100-R**

4 Wear Pads/Strap Protectors **#38-SL2**

*each strap is 110” long w 2” ring (108” of strap + 9’ 2” long)

Set \$146.20 Non Member **\$126.80 Member**



Tow Eye Suggestions We now know a better way – Low Profile Exotic Straps



#LP11-EC44 – This strap was specifically designed for Tesla & most high end luxury automobiles where the tie rod end is very close to the lower control arm. This “soft touch” V strap allows you to load most cars without using the tow eye! WLL 5,400 lbs @ 60 degrees 2” strap with 4’5” reach \$89.50 each Non Member **\$78.75 ea Member**

This is a better way to reduce leverage on the “tow eye” & keeps hook away from the car.

The “OLD WAY” was using a purple loading strap.

Wes says stay away from these pull pins.

“I really feel like LOW PROFILE EXOTIC STRAP is the best choice” - Wes



Steering Wheel Locks

We recommend using a Steering Wheel Lock whenever towing any vehicle, whether you are towing forwards or backwards. If there is a failure, you want the vehicle straight behind you.



Top of Steering Wheel Lock is a loop

1. Hold loop against bottom of steering wheel with buckle facing dashboard
2. Pull entire steering wheel lock under steering wheel and thread it through the loop. (like putting on a necktie)
3. Place bottom hook of steering wheel lock under seat mount to seat strut and tighten with buckle.

Note 1. After you adjust belt to a snug fit when closing, the buckle will automatically tighten lock more

Note 2. Buckle releases by pressing "Push to Release" button on buckle.

#8-31 Lasso Style Steering Wheel Lock

Steering wheel lock with camlock for towing 2 lbs

\$20.39 each or 2 for \$38.98 Non Member

\$17.60 each or 2 for \$35.60 Member

#8-32 Hook Style Steering Wheel Lock

Steering wheel lock with camlock for towing 3 lbs

\$20.75 each or 2 for \$39.98 Non Member

\$18.75 each or 2 for \$32.53 Member

#8-R32 Hook Style Steering Wheel Lock

Steering wheel lock with ratchet for towing 4 lbs

\$24.50 each or 2 for \$48.80 Non Member

\$22.68 each or 2 for \$43.98 Member

#8-34CH Claw Hook Style Steering Wheel Lock

Steering wheel lock with 2 coated claw hooks & cam lock for towing 2 lbs

\$24.47 each or 2 for \$46.80 Non Member

\$20.76 each or 2 for \$39.98 Member

#8-R34CH Claw Hook Style Steering Wheel Lock

Steering wheel lock with 2 coated claw hooks & ratchet for towing 4 lbs

\$26.80 each or 2 for \$51.90 Non Member

\$23.10 each or 2 for \$45.08 Member



Lasso Straps

Single standard webbing available in purple, red & yellow

#38-1 Lasso Straps – each strap available in purple, red and yellow is 98” long with 2” O-Ring – 96” of strap
3300 lbs WLL each strap yellow, red, purple

\$8.75 each Non Member **\$6.95 each Member**

#Cure38-1 Cure – Breast Cancer Awareness Pink Lasso Straps – each strap is 98” long w/2” O Ring 3300 lbs wll. **\$10.75 ea Non Member \$9.28 ea Member**



Get a Pack of 10 Lasso Straps and Save

#P38-1x10 Pack of 10 **Purple** Lasso Straps \$80.75/10 Non Member **\$71.55/10 Member**

#R38-1x10 Pack of 10 **Red** Lasso Straps \$80.75/10 Non Member **\$71.55/10 Member**

#38-1x10 Pack of 10 **Yellow** Lasso Straps \$80.75/10 Non Member **\$71.55/10 Member**

#Cure38-1x10 Pack of 10 **Pink** Cure Lasso Straps \$100.65/10 Non Member **\$87.80/10 Member**

Lasso Straps are Available in Other Lengths

With 2” Strap with O-Ring

Part #	Size	Non Member	Member
#38-1	2” x 98”	\$8.75 each	\$6.95 each
#38-1-9	2” x 108”	\$11.90 each	\$9.93 each
#38-1-10	2” x 120”	\$12.75 each	\$10.60 each
#38-1-12	2” x 144”	\$14.45 each	\$11.80 each
#38-1-14	2” x 168”	\$16.50 each	\$13.15 each

Each strap has 3300 lbs WLL

Tower’s Edge High Performance Webbing

- Edges are constructed of polymer yarns coated with an abrasion and cut resistant thermoplastic polymer
- More resistant to tears, cuts and abrasions
- Up to 50% less water absorption
- PVB impregnated for superior protection against the elements
- Web coating is a modified acrylic which is a durable and permanent finish.

Tower’s Edge Lasso Straps: Single or 10 Pack

#V38-1 Tower’s Edge Lasso Strap - 110” Long with 2” O-Ring = 108” Strap \$13.50 each Non Member **\$11.50 each Member**







#V38-1x10 – Pack of 10 Tower’s Edge Lasso Strap \$102.75/10 Non Member **\$96.87/10 Member**







Each strap has 3300 lbs WLL



Cordura Wear Sleeve for above #38-SL2 \$4.33 ea Non Member **\$3.68 ea Member**

Wheel Lift Straps

	<p>#38-1A 2" x 100" Strap w/Grab Plate, 1 lb, 4000 lbs WLL. \$11.75 ea Non Member \$9.35 ea Member</p>
	<p>#38-2 2" x 100" Strap w/Heavy Duty Flat Hook, 2 lbs, 3300 lbs WLL \$12.25 ea Non Member \$10.13 ea Member</p>
	<p>#38-2N 2" x 100" Strap w/Narrow Hook, 1 lb, 1665 WLL \$13.50 ea Non Member \$10.65 ea Member</p>
	<p>#38-3 1.75" Eagle Strap w/Flat Snap Hook, Large D Ring & Cordura Sleeve, 2 lbs, 2000 lbs WLL \$24.85 ea Non Member \$20.76 ea Member</p>
	<p>#38-3/OEM 2" 4 Ply OEM Strap w/Flat Hook 2 lbs, 2000 lbs WLL \$24.98 ea Non Member \$21.27 ea Member</p>
	<p>#38-3D 2" x 100" Strap w/Snap Hook & Protective Sleeve 1 lb, 2000 lbs WLL \$15.75 ea Non Member \$12.65 ea Member</p>
	<p>#38-4 2" x 100" Strap w/Double J Hooks 2 lbs, 1665 lbs WLL \$14.15 ea Non Member \$10.75 ea Member</p>
	<p>#38-5 2" x 8' Wheel Lift Strap w/Sewn Loop 1 lb, 4000 lbs WLL \$11.12 ea Non Member \$9.60 ea Member</p>
	<p>#38-5H 2" x 96" Strap w/Hammerhead T-J Combo Hook 2 lbs, 4000 lbs WLL \$16.85 ea Non Member \$13.25 ea Member</p>
	<p>#38-5J 2" x 100" Strap w/Mini J Hook 2 lbs, 4000 lbs WLL \$17.51 ea Non Member \$14.55 ea Member</p>

	<p>#38-8 2" x 100" Strap w/Twisted Snap Hook 2 lbs, 3670 lbs WLL \$16.24 ea Non Member \$13.34 ea Member</p>
	<p>#38-B50 3" Heavy Duty Basket Strap Set This Basket Style Strap is used to hold the tire in place, just put the strap over the tire and secure it for a tight fit. Strap kit comes with two long straps with a flat snap hook attached to each and two short straps with a ratchet attached to each. Kit is commonly used on Miller Bus Lift Systems. 7 lbs, 3300 lbs WLL \$132.72 ea Non Member \$114.55 ea Member</p>
	<p>#38-JD2 2" Long Jerr-Dan Basket Strap 3 lbs, 7000 lbs WLL \$66.11 ea Non Member \$57.06 ea Member</p>
	<p>#38-JD3 2" Short Jerr-Dan Basket Strap 3 lbs, 7000 WLL \$66.11 ea Non Member \$57.06 ea Member</p>
	<p>#38-JD5 2" x 10' Flat Hook 2 Piece Quick Pick Strap Used especially on Jerr-Dan Tow Trucks 2 lbs, 3000 lbs WLL \$53.79 ea Non Member \$46.43 ea Member</p>
	<p>#38-65A 2" Flat Hookside Rail Ratchet Tie Down Assembly 8 lbs, 3300 lbs WLL \$51.11 ea Non Member \$44.11 ea Member</p>

Ratchet Tie Down with Flat Hooks



Part #	Size	WLL	Non Member	Member
TD4-27F	27' 2 ply	3300 lbs	\$24.15	\$20.45
TD4-30F	30' 3 ply	5000 lbs	\$28.85	\$23.80
TD4-40F	40' 4 ply	5400 lbs	\$31.45	\$27.35

#38-6 Holmes Basket Strap
WLL 1,665 lbs
\$28.75 each Non Member
\$24.85 each Member




#38-61 Coated Basket Strap
WLL 1,500 lbs
\$52.40 each Non Member
\$45.85 each Member



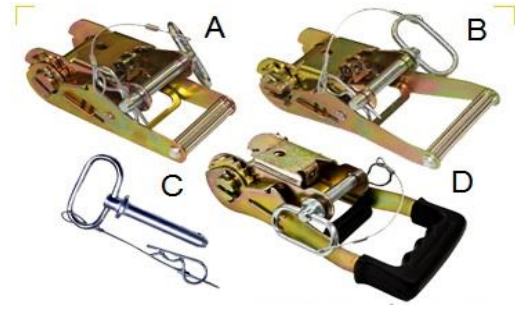
2" Ratchets & Attachments

2 inch Ratchets with Side Hook



- A. **#38-14** 2" Standard Handle Ratchet
1000 lb WLL 3 lbs
\$19.04 ea Non Member **\$15.58 ea Member**
- B. **#38-24** 2" Wide Handle Ratchet
1000 lbs WLL 3 lbs
\$20.99 ea Non Member **\$17.17 ea Member**
- C. **#38-14-H** Side Hook Attachment Only
\$6.45 ea Non Member **\$5.28 ea Member**
- D. **#38-84** 2" Gradual Release Rubber Handle Ratchet 1000 lb WLL 4 lbs
\$20.74 ea Non Member **\$16.93 ea Member**

2 inch Ratchets with Hitch Pin




- A. **#38-13** 2" Standard Handle Ratchet
3670 lb WLL 2 lbs
\$21.66 ea Non Member **\$17.73 ea Member**
- B. **#38-23** 2" Wide Handle Ratchet
3670 lbs WLL 3 lbs
\$23.36 ea Non Member **\$19.11 ea Member**
- C. **#38-13-H** Hitch Pin Attachment Only
\$9.01 ea Non Member **\$7.37 ea Member**
- D. **#38-83** 2" Gradual Release Rubber Handle Ratchet 3670 lb WLL 4 lbs
\$23.03 ea Non Member **\$18.85 ea Member**

2 inch Ratchets with Looped Hook



- A. **#38-15J** 2" Standard Handle Ratchet
1000 lb WLL 3 lbs
\$21.66 ea Non Member **\$17.73 ea Member**
- B. **#38-25J** 2" Wide Handle Ratchet
1000 lbs WLL 3 lbs
\$23.55 ea Non Member **\$19.26 ea Member**
- C. **#38-15J-H** Looped Hook Attachment Only
\$9.17 ea Non Member **\$7.51 ea Member**
- D. **#38-85J** 2" Gradual Release Rubber Handle Ratchet 1000 lb WLL 4 lbs
\$23.12 ea Non Member **\$18.91 ea Member**


2 inch Ratchets with Flat Hook



- A. **#38-11** 2" Standard Handle Ratchet
3670 lb WLL 3 lbs
\$19.21 ea Non Member **\$15.71 ea Member**
- B. **#38-21** 2" Wide Handle Ratchet
3670 lbs WLL 3 lbs
\$21.15 ea Non Member **\$17.31 ea Member**
- C. **#38-11-H** Flat Hook Attachment Only
\$6.72 ea Non Member **\$5.49 ea Member**
- D. **#38-81** 2" Gradual Release Rubber Handle Ratchet 3670 lb WLL 4 lbs
\$20.82 ea Non Member **\$17.04 ea Member**


2" Ratchets & Attachments

2 inch Ratchets with A Bracket




- A. #38-10B 2" Standard Handle Ratchet**
1665 lb WLL 3 lbs
\$18.27 ea Non Member **\$14.94 ea Member**
- B. #38-20B 2" Wide Handle Ratchet**
1665 lbs WLL 3 lbs
\$20.31 ea Non Member **\$16.62 ea Member**
- C. #38-10B-H A Bracket Attachment Only**
\$5.78 ea Non Member **\$4.73 ea Member**
- D. #38-80B 2" Gradual Release Rubber Handle Ratchet** 1665 lb WLL 4 lbs
\$18.40 ea Non Member **\$15.05 ea Member**

2 inch Ratchets - Forged Finger Hook




- A. #38-17 2" Standard Handle Ratchet**
2570 lb WLL 3 lbs
\$19.72 ea Non Member **\$16.13 ea Member**
- B. #38-27 2" Wide Handle Ratchet**
2570 lbs WLL 3 lbs
\$21.50 ea Non Member **\$17.59 ea Member**
- C. #38-17-H Forged Finger Hook Attachment Only**
\$7.14 ea Non Member **\$5.85 ea Member**
- D. #38-87 2" Gradual Release Rubber Handle Ratchet** 2570 lb WLL 4 lbs
\$21.25 ea Non Member **\$17.39 ea Member**

2 inch Ratchets with Double J Hook




- A. #38-10C 2" Standard Handle Ratchet**
1665 lb WLL 3 lbs
\$19.04 ea Non Member **\$15.58 ea Member**
- B. #38-20C 2" Wide Handle Ratchet**
1665 lbs WLL 3 lbs
\$20.91 ea Non Member **\$17.10 ea Member**
- C. #38-10C-H Double J Hook Attachment Only**
\$6.45 ea Non Member **\$5.28ea Member**
- D. #38-80C 2" Gradual Release Rubber Handle Ratchet** 1665 lb WLL 4 lbs
\$19.44 ea Non Member **\$15.90 ea Member**

2 inch Wide Handle Ratchets w Chain




- A. #38-100-R 2" Wide Handle Ratchet**
4000 lb WLL 4 lbs
\$23.88 ea Non Member **\$19.53 ea Member**
- B. #38-8100-R 2" Gradual Release with Rubber Handle**
4000 lbs WLL 5 lbs
\$23.12 ea Non Member **\$18.91 ea Member**
- C. #38-100R-H Chain with U Bracket & Pins Attachment Only**
\$10.03 ea Non Member **\$8.21 ea Member**

2 Inch Ratchets with Finger Hook




- A. #38-10A 2" Standard Handle Ratchet**
1000 lb WLL 3 lbs
\$16.72 ea Non Member **\$14.43 ea Member**
- B. #38-20A 2" Wide Handle Ratchet**
1000 lbs WLL 3 lbs
\$16.97 ea Non Member **\$14.65 ea Member**
- C. #38-10A-H Finger Hook Attachment Only**
\$3.61 ea Non Member **\$3.12 ea Member**
- D. #38-80A 2" Gradual Release Rubber Handle Ratchet** 1000 lb WLL 4 lbs
\$20.71 ea Non Member **\$17.88 ea Member**

2 Inch Ratchets with Double J Hook



- A. #38-10C 2" Standard Handle Ratchet**
1665 lb WLL 3 lbs
\$19.92 ea Non Member **\$17.20 ea Member**
- B. #38-20C 2" Wide Handle Ratchet**
1665 lbs WLL 3 lbs
\$21.87 ea Non Member **\$18.88 ea Member**
- C. #38-10C-H Finger Hook Attachment Only**
\$6.57 ea Non Member **\$5.67 ea Member**
- D. #38-80C 2" Gradual Release Rubber Handle Ratchet** 1665 lb WLL 4 lbs
\$24.46 ea Non Member **\$21.11 ea Member**

2 Inch Ratchets with Bent Finger Hook



- A. #38-10F 2" Standard Handle Ratchet**
2000 lb WLL 3 lbs
\$20.18 ea Non Member **\$17.41 ea Member**
- B. #38-20F 2" Wide Handle Ratchet**
2000 lbs WLL 3 lbs
\$22.23 ea Non Member **\$19.68 ea Member**
- C. #38-10F-H Finger Hook Attachment Only**
\$7.19 ea Non Member **\$6.21 ea Member**
- D. #38-80F 2" Gradual Release Rubber Handle Ratchet** 2000 lb WLL 4 lbs
\$25.56 ea Non Member **\$22.28 ea Member**

2 Inch Ratchets with Snap Hook



- A. #38-12 2" Standard Handle Ratchet**
2000 lb WLL 3 lbs
\$21.46ea Non Member **\$18.66 ea Member**
- B. #38-222D 2" Wide Handle Ratchet**
2000 lbs WLL 3 lbs
\$23.44 ea Non Member **\$20.78 ea Member**
- C. #38-12-H Finger Hook Attachment Only**
\$7.19 ea Non Member **\$6.21 ea Member**
- D. #38-82 2" Gradual Release Rubber Handle Ratchet** 2000 lb WLL 4 lbs
\$26.16 ea Non Member **\$23.18 ea Member**

Under Lift Tie-Down Straps

 <p style="text-align: right;">#38-104</p>  <p style="text-align: right;">#38-104-S</p>	<p>#38-104 2" Medium Duty Under Reach Tie Downs WLL 7000 lbs/pair \$52.17 pair Non Member or \$44.27 Pair Member</p> <p>#38-104-S Replacement Strap for 2" Medium Duty Under Reach Tie Down \$18.75 each Non Member or \$14.75 each Member</p>																
 <p style="text-align: right;">#38-104HD</p>  <p style="text-align: right;">#38-104HD-S</p>	<p>#38-104HD 2" Heavy Duty Under Reach Tie Downs WLL 7300 lbs/pair \$64.95 pair Non Member or \$54.25 Pair Member</p> <p>#38-104HD-S Replacement Strap for 2" Heavy Duty Under Reach Tie Down \$22.50 each Non Member or \$18.75 each Member</p>																
 <p style="text-align: right;">#38-105DJ</p>  <p style="text-align: right;">#38-105DJ-S</p>	<p>#38-105DJ 2" Medium Duty Under Reach Tie Downs with J Hooks WLL 7300 lbs/pair \$59.83 pair Non Member or \$50.76 Pair Member</p> <p>#38-105DJ-S Replacement Strap for 2" Medium Duty Under Reach Tie Down with J Hooks \$19.55 each Non Member or \$16.95 each Member</p>																
 <p style="text-align: right;">#38-106</p>  <p style="text-align: right;">#38-106-S</p>	<p>#38-106 3" Heavy Duty Under Reach Tie Downs with Long Ratchets WLL 11000 lbs/pair \$175.81 pair Non Member or \$151.75 Pair Member</p> <p>#38-106-S Replacement Strap for 3" Heavy Duty Under Reach Tie Down \$27.62 each Non Member or \$23.44 each Member</p>																
 <p style="text-align: right;">#38-107</p>  <p style="text-align: right;">#38-107-S</p>	<p>#38-107 3" Heavy Duty Under Reach Tie Downs with Short Ratchets WLL 11000 lbs/pair \$175.81 pair Non Member or \$157.17 Pair Member</p> <p>#38-107-S Replacement Strap for 3" Heavy Duty Under Reach Tie Down \$27.62 each Non Member or \$23.44 each Member</p>																
 <p style="text-align: right;">A. #38-30L</p>  <p style="text-align: right;">B. #38-30S</p>  <p style="text-align: right;">C. #38-40L</p>	<table border="1" style="width: 100%; border-collapse: collapse;"> <thead> <tr> <th style="text-align: left;">Part #</th> <th style="text-align: left;">Description</th> <th style="text-align: left;">Non Member</th> <th style="text-align: left;">Member</th> </tr> </thead> <tbody> <tr> <td>#38-30L</td> <td>3" Ratchet – Long Handle</td> <td>\$38.15 ea</td> <td>\$32.37 ea</td> </tr> <tr> <td>#38-30S</td> <td>3" Ratchet – Short Handle</td> <td>\$41.30 ea</td> <td>\$35.04 ea</td> </tr> <tr> <td>#38-40L</td> <td>4" Ratchet – Long Handle</td> <td>\$48.53 ea</td> <td>\$41.17 ea</td> </tr> </tbody> </table>	Part #	Description	Non Member	Member	#38-30L	3" Ratchet – Long Handle	\$38.15 ea	\$32.37 ea	#38-30S	3" Ratchet – Short Handle	\$41.30 ea	\$35.04 ea	#38-40L	4" Ratchet – Long Handle	\$48.53 ea	\$41.17 ea
Part #	Description	Non Member	Member														
#38-30L	3" Ratchet – Long Handle	\$38.15 ea	\$32.37 ea														
#38-30S	3" Ratchet – Short Handle	\$41.30 ea	\$35.04 ea														
#38-40L	4" Ratchet – Long Handle	\$48.53 ea	\$41.17 ea														
	<p>#11-RT100 Adjustable Ratchet Tie Down Grade 70 chain and forged J & Mini J Hooks, forged grab hooks at the ends of the chain for quick and easy adjustment. Ratchet Load Binder takes up to 6 1/4" slack WLL 4700 lbs 23 lbs</p> <p>\$150.58 Non Member or \$127.76 Member</p>																

Round Slings



Orange Poly Round Slings

WLL 80,000 lbs Basket
WLL 40,000 lbs Verticle

Part #	Description	Non Member	Member	Weight
38-ENR10-5	5' Orange Round Sling	\$91.55 ea	\$82.39 ea	19 ;bs
38-ENR10-8	8' Orange Round Sling	\$177.69 ea	\$150.77 ea	21 lbs
38-ENR10-10	10' Orange Round Sling	\$221.61 ea	\$188.03 ea	26 lbs
38-ENR10-12	12' Orange Round Sling	\$265.37 ea	\$225.16 ea	33 lbs
38-ENR10-16	16' Orange Round Sling	\$352.82 ea	\$299.36 ea	45 lbs
38-ENR10-20	20' Orange Round Sling	\$437.20 ea	\$370.96 ea	52 lbs



Blue Poly Round Slings

WLL 42,400 lbs Basket
WLL 21,200 lbs Verticle

Part #	Description	Non Member	Member	Weight
38-RSB-6	6' Blue Round Sling	\$54.44 ea	\$44.71 ea	7 lbs
38-RSB-10	10' Blue Round Sling	\$81.06 ea	\$68.78 ea	13 lbs
38-RSB-12	12' Blue Round Sling	\$107.15 ea	\$90.92 ea	15 lbs
38-RSB-16	16' Blue Round Sling	\$141.57 ea	\$120.12 ea	15 lbs
38-RSB-20	20' Blue Round Sling	\$170.03 ea	\$144.27 ea	22 lbs



Red Poly Round Slings

WLL 26,400 lbs Basket
WLL 13,200 lbs Verticle

Part #	Description	Non Member	Member	Weight
38-RSR-4	4' Red Round Sling	\$33.56 ea	\$28.48 ea	4 lbs
38-RSR-6	6' Red Round Sling	\$40.03 ea	\$33.96 ea	6 lbs
38-RSR-8	8' Red Round Sling	\$51.33 ea	\$43.55 ea	8 lbs
38-RSR-10	10' Red Round Sling	\$52.29 ea	\$52.85 ea	10 lbs
38-RSR-12	12' Red Round Sling	\$78.18 ea	\$66.33 ea	11 lbs
38-RSR-20	20' Red Round Sling	\$135.96 ea	\$115.36 ea	16 lbs



Yellow Poly Round Slings

WLL 16,800 lbs Basket
WLL 8,400 lbs Verticle

Part #	Description	Non Member	Member	Weight
38-RSY-3	3' Yellow Round Sling	\$19.97 ea	\$16.94 ea	2 lbs
38-RSY-4	4' Yellow Round Sling	\$22.61 ea	\$19.18 ea	2 lbs
38-RSY-6	6' Yellow Round Sling	\$31.19 ea	\$26.46 ea	3 lbs
38-RSY-8	8' Yellow Round Sling	\$39.52 ea	\$33.53 ea	4 lbs
38-RSY-10	10' Yellow Round Sling	\$46.65 ea	\$39.58 ea	5 lbs
38-RSY-12	12' Yellow Round Sling	\$58.54 ea	\$49.67 ea	6 lbs
38-RSY-20	20' Yellow Round Sling	\$94.33 ea	\$74.32 ea	11 lbs



Green Poly Round Slings

WLL 10,600 lbs Basket
WLL 5,300 lbs Verticle

Part #	Description	Non Member	Member	Weight
38-RSG-3	3' Green Round Sling	\$12.24 ea	\$10.14 ea	2 lbs
38-RSG-4	4' Green Round Sling	\$14.27 ea	\$12.11 ea	2 lbs
38-RSG-6	6' Green Round Sling	\$20.82 ea	\$17.67 ea	3 lbs
38-RSG-8	8' Green Round Sling	\$27.27 ea	\$23.14 ea	3 lbs
38-RSG-10	10' Green Round Sling	\$30.43 ea	\$25.82 ea	4 lbs
38-RSG-12	12' Green Round Sling	\$40.44 ea	\$34.31 ea	5 lbs



Purple Poly Round Slings

WLL 10,600 lbs Basket
WLL 5,300 lbs Verticle

Part #	Description	Non Member	Member	Weight
38-RSP-2	2' Purple Round Sling	\$11.39 ea	\$9.66 ea	1 lb
38-RSP-4	4' Purple Round Sling	\$13.51 ea	\$11.47 ea	1 lb
38-RSP-6	6' Purple Round Sling	\$18.94 ea	\$16.07 ea	2 lbs
38-RSP-8	8' Purple Round Sling	\$24.90 ea	\$21.13 ea	2 lbs
38-RSP-10	10' Purple Round Sling	\$27.87 ea	\$23.65 ea	3 lbs
38-RSP-12	12' Purple Round Sling	\$32.80 ea	\$27.83 ea	3 lbs



2 Ply 2 Inch Polyester Endless Loop Lifting

Working Load Limit:

12,400 lbs Vertical

9,900 lbs Choker

24,800 lbs Basket



The rated capacities are based on sling web with a minimum certified tensile strength of 9,800 lbs. per inch of webbing width.

Part #	Length	Non Member	Member	Weight
9-2EL2P4	4 foot	\$26.52 ea	\$22.50 ea	2 lbs
9-2EL2P6	6 foot	\$30.01 ea	\$26.45 ea	3 lbs
9-2EL2P8	8 foot	\$34.93 ea	\$29.64 ea	4 lbs
9-2EL2P12	12 foot	\$54.55 ea	\$46.28 ea	6 lbs
9-2EL2P16	16 foot	\$60.79 ea	\$51.58 ea	8 lbs
9-2EL2P20	20 foot	\$58.92 ea	\$58.48 ea	9 lbs

Sling Hooks – Designed for Round Slings

Part #	Description	WLL	Non Member	Member	Weight
#38-RSH-P	Purple Round Sling Hook	2600 lbs	\$66.28 ea	\$56.24 ea	2 lbs
#38-RSH-G	Green Round Sling Hook	5300 lbs	\$86.16 ea	\$73.11 ea	4 lbs
#38-RSH-Y	Yellow Round Sling Hook	8400 lbs	\$116.84 ea	\$99.12 ea	5 lbs
#38-RSH-R	Red Round Sling Hook	13,200 lbs	\$289.86 ea	\$245.94ea	8 lbs



Domestic Round Sling - These are the slings that we stock & drop ship



Part #	Description	Non Member	Member	WLL
#VR2x6	Green 6 foot Round Sling	\$22.01 ea	\$18.68 ea	5300 Vertical, 4200 Choker, 10,600 Basket
#VR2x10	Green 10 foot Round Sling	\$33.11 ea	\$28.69 ea	5300 Vertical, 4200 Choker, 10,600 Basket
#VR2x12	Green 12 foot Round Sling	\$41.10 ea	\$34.81 ea	5300 Vertical, 4200 Choker, 10,600 Basket
#VR3x6	Yellow 6 foot Round Sling	\$29.27 ea	\$24.84 ea	8400 Vertical, 6700 Choker, 16,800 Basket
#VR3x10	Yellow 10 foot Round Sling	\$46.28 ea	\$39.27 ea	8400 Vertical, 6700 Choker, 16,800 Basket
#VR5x6	Red 6 foot Round Sling	\$39.44 ea	\$33.46 ea	13,200 Vertical, 10,600 Choker, 26,400 Basket
#VR5x10	Red 10 foot Round Sling	\$60.47 ea	\$51.31 ea	13,200 Vertical, 10,600 Choker, 26,400 Basket
#VR5x12	Red 12 foot Round Sling	\$75.90 ea	\$64.40 ea	13,200 Vertical, 10,600 Choker, 26,400 Basket
#VR7x10	Blue 10 foot Round Sling	\$78.33 ea	\$66.50 ea	21,200 Vertical, 17,000 Choker, 42,400 Basket
#VR7x12	Blue 12 foot Round Sling	\$103.95 ea	\$88.20 ea	21,200 Vertical, 17,000 Choker, 42,400 Basket
#VR7x16	Blue 16 foot Round Sling	\$136.95 ea	\$116.20ea	21,200 Vertical, 17,000 Choker, 42,400 Basket
#VR7x20	Blue 20 foot Round Sling	\$165.11 ea	\$140.10 ea	21,200 Vertical, 17,000 Choker, 42,400 Basket
#VR10x10	Orange 10 foot Round Sling	\$216.15 ea	\$183.40 ea	40,000 Vertical, 32,000 Choker, 80,000 Basket
#VR10x12	Orange 12 foot Round Sling	\$255.75 ea	\$217.01 ea	40,000 Vertical, 32,000 Choker, 80,000 Basket
#VR10x16	Orange 16 foot Orange Sling	\$333.30 ea	\$282.80 ea	40,000 Vertical, 32,000 Choker, 80,000 Basket
#VR10x20	Orange 20 foot Orange Sling	\$414.15 ea	\$351.40 ea	40,000 Vertical, 32,000 Choker, 80,000 Basket

Polyester Round Sling Eye to Eye – American Made

- All-Grip Polyester Round Sling consists of multiple polyester fibers encased in a double thick woven tube of polyester web.
- Made in America
- They are soft and pliable and grab the load securely.
- Their ability to conform to the load helps make stable lifts and their lack of stretch (approximately 3%) helps to eliminate load bouncing.
- An excellent sling for many uses.
- Tagged per A.S.M.E. B30.9 specifications.



Part #	Size	Working Load Limit	Non Member	Member	Weight
EEVR3x06 Yellow	6'	8,400 lbs WLL @90 degree vertical	\$40.03 ea	\$33.96 ea	1 lb
EEVR5x06 Red	6'	13,200 lbs WLL @ 90 degree vertical	\$58.72 ea	\$49.83 ea	5 lbs
EEVR5x12 Red	12'	13,200 lbs WLL @ 90 degree vertical	\$117.89 ea	\$100.03 ea	8 lbs
EEVR5x20 Red	20'	13,200 lbs WLL @ 90 degree vertical	\$196.68 ea	\$166.88 ea	14 lbs
EEVR7x06 Blue	6'	21,200 lbs WLL @ 90 degree vertical	\$78.33 ea	\$66.46 ea	5 lbs
EEVR7x10 Blue	10'	21,200 lbs WLL @ 90 degree vertical	\$131.24 ea	\$111.36 ea	10 lbs
EEVR7x12 Blue	12'	21,200 lbs WLL @ 90 degree vertical	\$174.50 ea	\$147.50 ea	15 lbs
EEVR7x16 Blue	16'	21,200 lbs WLL @ 90 degree vertical	\$210.59 ea	\$178.68 ea	17 lbs

Updated 7 Piece Air Fitting Quick Connect Kit



International –To connect directly to primary air tank via factory installed fitting.



Volvo & Mack- To connect directly to the Factory installed fitting mounted on the driver side firewall.




Paccar KW & Pete – To connect to factory installed fitting mounted on frame rail new jump post or metal line behind compressor.



Compressor & Air Dryer



3/8 Quick Connect – idea to connect or inflate air ride suspension directly.



Each 7 pc kit comes in durable, compartment carrying case



Buses & RVs – or vehicles with Schrader valve.

\$169.75 ea Non Member

\$137.95 ea Member

Recovery Straps – Cordura Covered (Wrapped)



These are the recovery straps that Wes uses in demonstrations all over the country. The straps are wrapped on 3 sides (front face and both edges) with cordura, which gives an extra layer of protection.

Recovery Straps 6 inch 2 ply WLL: Basket 32,600 lbs, Vertical 16,300 lbs, Choker 13,000 lbs

Part #	Description	Non Member	Member	Weight
#9-dc6/14	2 ply 6" x 14'	\$260.78 ea	\$221.27 ea	16 lbs
#9-dc6/16	2 ply 6" x 16'	\$295.80 ea	\$250.98 ea	18 lbs
#9-dc6/20	2 ply 6" x 20'	\$365.82 ea	\$310.39 ea	25 lbs
#9-dc6/26	2 ply 6" x 26'	\$470.84 ea	\$399.50 ea	30 lbs
#9-dc6/30	2 ply 6" x 30'	\$540.87 ea	\$458.92 ea	37 lbs
#9-dc6/36	2 ply 6" x 36'	\$608.50 ea	\$532.22 ea	43 lbs
#9-dc6/40	2 ply 6" x 40'	\$664.599 ea	\$592.31 ea	48 lbs

Add \$25 per wear pad per handle

Slide on Wear Pads for 6 inch straps 48 inches long #9-8x48-pad \$65.75 ea Non Member **\$52.50 ea Member** 5 lbs

Slide on Wear Pads for 6 inch straps 24 inches long #9-6-pad \$35.85 ea Non Member **\$30.75 ea Member** 2 lbs

Recovery Straps 8 inch 2 ply WLL: Basket 38,400 lbs, Vertical 19,200 lbs, Choker 15,400 lbs

Part #	Description	Non Member	Member	Weight
#9-dc8/12	2 ply 8" x 12'	\$245.50 ea	\$250.10 ea	16 lbs
#9-dc8/14	2 ply 8" x 14'	\$325.50 ea	\$289.60 ea	19 lbs
#9-dc8/16	2 ply 8" x 16'	\$393.86 ea	\$334.18 ea	22 lbs
#9-dc8/20	2 ply 8" x 20'	\$477.91 ea	\$405.50 ea	26 lbs
#9-dc8/26	2 ply 8" x 26'	\$582.93 ea	\$494.61 ea	30 lbs
#9-dc8/36	2 ply 8" x 36'	\$764.50 ea	\$679.70 ea	45 lbs
#9-dc8/40	2 ply 8" x 40'	\$835.50 ea	\$742.10 ea	53 lbs

Add \$25 per wear pad per handle

Slide on Wear Pads for 8 inch straps 48 inches long #9-10x48-pad \$68.90 ea Non Member **\$54.75 ea Member** 7 lbs

Slide on Wear Pads for 8 inch straps 24 inches long #9-10x24-pad \$42.25 ea Non Member **\$35.25 ea Member** 6 lbs

Recovery Straps 10 inch 2 ply WLL: Basket 44,800 lbs, Vertical 22,400 lbs, Choker 17,900 lbs

Part #	Description	Non Member	Member	Weight
#9-dc10/10	2 ply 10" x 10'	\$356.21 ea	\$312.50 ea	19 lbs
#9-dc10/12	2 ply 10" x 12'	\$399.14 ea	\$338.21 ea	22 lbs
#9-dc10/14	2 ply 10" x 14'	\$451.64 ea	\$383.21 ea	26 lbs
#9-dc10/16	2 ply 10" x 16'	\$504.16 ea	\$427.77 ea	29 lbs
#9-dc10/20	2 ply 10" x 20'	\$609.18 ea	\$516.88 ea	34 lbs
#9-dc10/26	2 ply 10" x 26'	\$766.72 ea	\$650.55 ea	40 lbs
#9-dc10/30	2 ply 10" x 30'	\$871.76 ea	\$739.68 ea	48 lbs

Add \$25 per wear pad per handle

Slide on Wear Pads for 10 inch straps 48 inches long #9-12x48-pad \$71.90 ea Non Member **\$63.75 ea Member** 7 lbs

Slide on Wear Pads for 8 inch straps 24 inches long #9-10x24-pad \$46.88 ea Non Member **\$39.65 ea Member** 6 lbs

Recovery Straps 12 inch 2 ply WLL: Basket 53,800 lbs, Vertical 26,900 lbs, Choker 21,000 lbs

Part #	Description	Non Member	Member	Weight
#9-dc12/12	2 ply 12" x 12'	\$455.12 ea	\$386.16 ea	25 lbs
#9-dc12/14	2 ply 12" x 14'	\$518.18ea	\$439.67ea	27 lbs
#9-dc12/16	2 ply 12" x 16'	\$581.15 ea	\$493.09 ea	31 lbs
#9-dc12/20	2 ply 12" x 20'	\$707.16 ea	\$600.01 ea	40 lbs
#9-dc12/26	2 ply 12" x 26'	\$896.23 ea	\$760.44 ea	50 lbs
#9-dc12/30	2 ply 12" x 30'	\$1022.26ea	\$867.37 ea	59 lbs

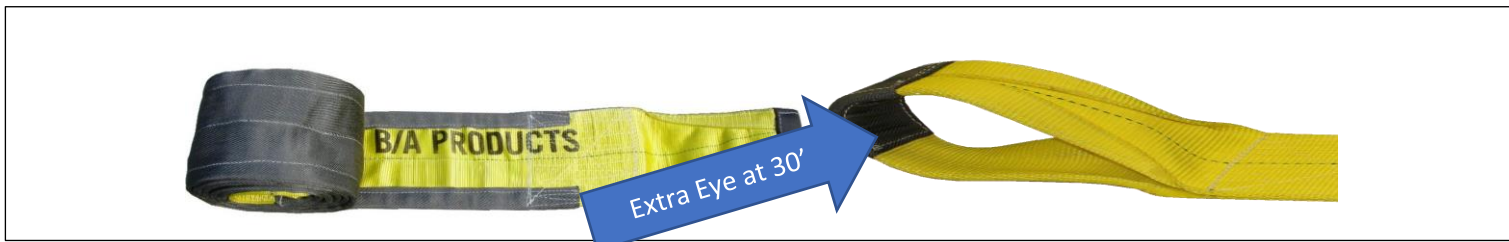
Add \$25 per wear pad per handle

Slide on Wear Pads for 10 inch straps 48 inches long #9-12x48-pad \$71.90 ea Non Member **\$63.75 ea Member** 7 lbs

Slide on Wear Pads for 8 inch straps 24 inches long #9-10x24-pad \$46.88 ea Non Member **\$39.65 ea Member** 6 lbs

Monster Recovery Straps

Can be used as a 30 foot strap or a 40 foot strap! The extra eyes gives you added versatility.



Our Most Popular Size is 8 inches wide

#9-2P8/40i30 – 8” 2 ply 40’ w/an extra eye at 30’ WLL Basket 38,400 lbs, Vertical 19,200 lbs
\$578.85 ea Non Member or **\$488.25 ea Member**

Other Sizes Available

#9-2P6/40i30 – 6 inch 2 ply 40 foot w/an extra eye at 30’ WLL Basket 32,600 lbs, Vertical 16,300 lbs
\$516.40 ea Non Member or **\$428.85 ea Member**

#9-2P10/40i30 – 10 inch 2 ply 40 foot w/an extra eye at 30’ WLL Basket 44,000 lbs, Vertical 22,000 lbs
\$724.45 ea Non Member or **\$599.50 ea Member**

#9-2P12/40i30 – 12 inch 2 ply 40 foot w/an extra eye at 30’ WLL Basket 53,800 lbs, Vertical 26,900 lbs
\$966.70 ea Non Member or **\$799.45 ea Member**

2 Ply 24” Wide Wide Body Recovery Straps

#9w2-2412 – 24 inch 2 ply 12 foot WLL Basket Only 110,000 lbs
\$1521.30 ea Non Member or **\$1244.70 ea Member**

#9w2-2420 – 24 inch 2 ply 20 foot WLL Basket Only 110,000 lbs
\$2128.50 ea Non Member or **\$1741.50 ea Member**

Monster Recovery Strap Package

(2) **#9-2P8/40i30** - 8 inch 2 ply 40 foot Recovery Straps w/an extra eye at 30 foot

(4) **#9-10x48PADH** – 48 inch long Slide On Wear Pads with Handles

(2) **#9-10x120PADH** – 120 inch long Slide On Wear Pads with Handles

(4) **#9-w5** – 5 inch Alloy Shackles with Bolt & Nut



Purchased Separately \$2310.90 Non Member **\$1972.60 Member**

Special Price Special \$2155.90 Non Member or \$1911.30 Member

Add an Extra Eye to Any Recovery Strap

Part #	Description	Non Member	Member
#9-6/eye	6 inch extra eye	\$47.88 ea	\$36.55 ea
#9-8/eye	8 inch extra eye	\$51.80 ea	\$39.65 ea
#9-10/eye	10 inch extra eye	\$64.62 ea	\$55.68 ea
#9-12/eye	12 inch extra eye	\$68.88 ea	\$60.35 ea

Note: The extra eye only allows a one directional pull & has reduced WLL

Recovery Straps – Standard 2 Ply

Recovery Straps 6 inch wide 2 ply – WLL Basket 32,600 lbs, Vertical 16,300 lbs

Part #	Description	Non Member	Member	Weight
#9-2P6/12	2 ply 6 inch x 12 foot	\$150.58 ea	\$127.76 ea	14 lbs
#9-2P6/14	2 ply 6 inch x 14 foot	\$168.93 ea	\$143.33 ea	15 lbs
#9-2P6/16	2 ply 6 inch x 16 foot	\$187.29 ea	\$158.91 ea	16 lbs
#9-2P6/20	2 ply 6 inch x 20 foot	\$224.09 ea	\$190.13 ea	23 lbs
#9-2P6/26	2 ply 6 inch x 26 foot	\$279.23 ea	\$236.92 ea	26 lbs
#9-2P6/30	2 ply 6 inch x 30 foot	\$339.31 ea	\$287.90 ea	33 lbs
#9-2P6/36	2 ply 6 inch x 36 foot	\$396.25 ea	\$326.90 ea	43 lbs
#9-2P6/40	2 ply 6 inch x 40 foot	\$465.95 ea	\$392.10 ea	45 lbs

Slide on Wear Pads for 6" Straps 48" Long **#9-8x48Pad** \$65.75 ea Non Member or **\$52.50 ea Member** 5 lbs

Recovery Straps 8 inch wide 2 ply – WLL Basket 38,400 lbs, Vertical 19,200 lbs

Part #	Description	Non Member	Member	Weight
#9-2P8/16	2 ply 8 inch x 16 foot	\$295.80 ea	\$250.98 ea	15 lbs
#9-2P8/20	2 ply 8 inch x 20 foot	\$344.83 ea	\$292.59 ea	17 lbs
#9-2P8/26	2 ply 8 inch x 26 foot	\$418.32 ea	\$354.94 ea	28 lbs
#9-2P8/30	2 ply 8 inch x 30 foot	\$467.36 ea	\$396.55 ea	31 lbs
#9-2P8/36	2 ply 8 inch x 36 foot	\$561.35 ea	\$471.60 ea	40 lbs
#9-2P8/40	2 ply 8 inch x 40 foot	\$622.75 ea	\$550.15 ea	61 lbs

Slide on Wear Pads for 8" Straps 48" Long **#9-10x48Pad** \$68.90 ea Non Member or **\$54.75 ea Member** 7 lbs

Slide on Wear Pads for 8" Straps 120" Long **#9-10x120Pad** \$164.75 ea Non Member or **\$139.65 ea Member** 17 lbs

Recovery Straps 10 inch wide 2 ply – WLL Basket 44,000 lbs, Vertical 22,000 lbs

Part #	Description	Non Member	Member	Weight
#9-2P10/14	2 ply 10 inch x 14 foot	\$296.74 ea	\$251.78 ea	22 lbs
#9-2P10/16	2 ply 10 inch x 16 foot	\$331.75 ea	\$281.48 ea	24 lbs
#9-2P10/26	2 ply 10 inch x 26 foot	\$506.80 ea	\$430.01 ea	38 lbs
#9-2P10/30	2 ply 10 inch x 30 foot	\$576.81 ea	\$489.41 ea	42 lbs
#9-2P10/40	2 ply 10 inch x 40 foot	\$688.70 ea	\$567.30 ea	50 lbs

Slide on Wear Pads for 10" Straps 48" Long **#9-12x48Pad** \$73.88 ea Non Member or **\$58.40 ea Member** 10 lbs

Recovery Straps 12 inch wide 2 ply – WLL Basket 53,800 lbs, Vertical 26,900 lbs

Part #	Description	Non Member	Member	Weight
#9-2P12/12	2 ply 12 inch x 12 foot	\$325.63 ea	\$276.29 ea	22 lbs
#9-2P12/14	2 ply 12 inch x 14 foot	\$367.60 ea	\$311.91 ea	25 lbs
#9-2P12/16	2 ply 12 inch x 16 foot	\$409.58 ea	\$347.52 ea	27 lbs
#9-2P12/20	2 ply 12 inch x 20 foot	\$493.61 ea	\$418.82 ea	33 lbs
#9-2P12/26	2 ply 12 inch x 26 foot	\$590.52 ea	\$525.76 ea	42 lbs
#9-2P12/30	2 ply 12 inch x 30 foot	\$703.68 ea	\$597.06 ea	47 lbs

Slide on Wear Pads for 12" Straps 48" Long **#9-14x48Pad** \$79.88 ea Non Member or **\$63.65 ea Member** 14 lbs

Wear Pad for 12" Strap 24" w/Velcro Opening **#9-12-PAD** \$54.80 ea Non Member or **\$45.60 ea Member** 5 lbs

Yoke Super High Quality Alloy Steel Screw Pin Shackles

8-807 / Forged Alloy Anchor shackle



#8-807-13 1/2" WLL 3.3 ton, (carbon steel is rated at 2 ton)

\$16.95 ea Non Member \$13.50 ea Member

#8-807-19 3/4" WLL 7 ton, (carbon steel is rated at 4.75 ton)

\$39.99 ea Non Member \$34.50 ea Member

#8-807-22 7/8" WLL 9.5 ton (carbon steel is rated at 6.5 ton)

\$58.08 ea Non Member \$52.67 ea Member

-Shackles are Type Approved by DNV & ABS. -Shackles are forged alloy steel with alloy pin.

-Size & Working Load Limit permanently shown on each shackle. -All shackles with Batch Code which links to Test Certificate and quality traceability. -100% magnaflux crack detection during manufacturing.

Peerless 25 ton Alloy Steel Screw Pin Anchor Shackle Made in Italy

This Peerless 1.5 inch alloy steel shackle fits in container eyes the same as a 17 ton carbon steel shackle will but because it is made of higher quality steel it is much stronger.

Dim A 5.750"

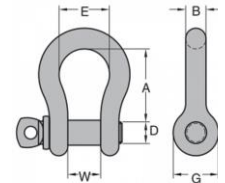
Pin Diameter (D) 1-5/8"

Dim B 1.420" Dim E 3.370"

Dim G 3.750" Dim W 2.380"

Working Load Limit: 25 tons

#9999-25 \$136.25 Non Member \$105.00 Member weight 17 lbs



New Style Alloy Web Shackles with Heavy Duty Bolt & Nut



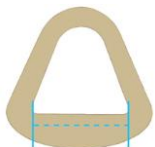
Part #	Description	WLL	Non Member	Member	Weight
#9-w4	4 inch Shackle	7.25 tons	\$38.84 ea	\$32.96 ea	4 lbs
#9-w5	5 inch Shackle	9.5 tons	\$50.90 ea	\$43.19 ea	7 lbs
#9-w6	6 inch Shackle	11.25 tons	\$71.81 ea	\$60.93 ea	10 lbs

Web Shackles with Grade 100 Cradle Grab Hook



Part #	Description	WLL	Non Member	Member	Weight
#9-w5g1012	5" Shackle - 1/2" Cradle Grab Hook	15,000 lbs	\$145.50 ea	\$123.45 ea	15 lbs
#9-w6g1012	6" Shackle - 1/2" Cradle Grab Hook	15,000 lbs	\$175.81 ea	\$155.03 ea	19 lbs
#9-w6g1058	6" Shackle - 5/8" Cradle Grab Hook	18,000 lbs	\$223.25 ea	\$175.89 ea	21 lbs

Steel Triangles



Part #	Description	WLL	Non Member	Member	Weight
#9-st6	6 inch Steel Triangle	16,800 lbs	\$114.63 ea	\$97.26 ea	6 lbs
#9-st8	8 inch Steel Triangle	22,400 lbs	\$168.33 ea	\$142.83 ea	12 lbs
#9-st12	12 inch Steel Triangle	32,400 lbs	\$328.43 ea	\$278.67 ea	19 lbs

Grade 100 Web Sling Hook



Part #	Description	WLL	Non Member	Member	Weight
G10-181-1	1 ton Web Sling Hook	2200 lbs	\$43.68 ea	\$39.95 ea	2 lbs
G10-181-2	2 ton Web Sling Hook	4400 lbs	\$73.08 ea	\$62.01 ea	4 lbs
G10-181-3	3 ton Web Sling Hook	6600 lbs	\$120.24 ea	\$102.02 ea	6 lbs

Recovery Straps – 1 Ply



Recovery Straps 6 inch 1 ply WLL Basket 19,200 lbs Vertical 9,600 lbs

Part #	Description	Non Member	Member	Weight
#9-6/12	1 ply 6 inch x 12 foot	\$91.43 ea	\$77.57 ea	6 lbs
#9-6/16	1 ply 6 inch x 16 foot	\$101.46 ea	\$86.09 ea	8 lbs
#9-6/20	1 ply 6 inch x 20 foot	\$118.04 ea	\$100.14 ea	11 lbs
#9-6/26	1 ply 6 inch x 26 foot	\$143.01 ea	\$121.34 ea	12 lbs
#9-6/30	1 ply 6 inch x 30 foot	\$159.67 ea	\$135.48 ea	14 lbs

Recovery Straps 8 inch 1 ply WLL Basket 25,600 lbs Vertical 12,800 lbs

Part #	Description	Non Member	Member	Weight
#9-8/12	1 ply 8 inch x 12 foot	\$129.67 ea	\$110.03 ea	10 lbs
#9-8/20	1 ply 8 inch x 20 foot	\$174.62 ea	\$148.16 ea	12 lbs
#9-8/26	1 ply 8 inch x 26 foot	\$214.57 ea	\$182.06 ea	16 lbs
#9-8/36	1 ply 8 inch x 36 foot	\$239.90 ea	\$212.65 ea	22 lbs
#9-8/40	1 ply 8 inch x 40 foot	\$269.25 ea	\$229.20 ea	28 lbs

Recovery Straps 12 inch 1 ply WLL Basket 28,400 lbs Vertical 19,200 lbs

Part #	Description	Non Member	Member	Weight
#9-12/16	1 ply 12 inch x 16 foot	\$195.44 ea	\$165.83 ea	18 lbs
#9-12/20	1 ply 12 inch x 20 foot	\$229.00 ea	\$194.31 ea	20 lbs
#9-12/26	1 ply 12 inch x 26 foot	\$278.55 ea	\$236.35 ea	26 lbs
#9-12/30	1 ply 12 inch x 30 foot	\$311.77 ea	\$264.53 ea	28 lbs

Never Exceed the
Working Load
Limit on Any
Rigging Product

Crosby Shackles



Part #	Description	WLL	Non Member	Member	Weight
#11-17TCrosby	1 1/2" Shackle	17 ton	\$156.75 ea	\$130.50 ea	18 lbs
#11-12TCrosby	1 1/4" Shackle	12 ton	\$112.50 ea	\$93.50 ea	10 lbs
#11-85TCrosby	1" Shackle	8.5 ton	\$84.50 ea	\$71.50 ea	5 lbs

Yoke Twist Lock Shackles



Part #	Description	WLL	Non Member	Member	Weight
#11-tls34	3/4" Twist Lock Shackle	7 tons	\$53.54 ea	\$45.73 ea	3 lbs
#11-tls1	1" Twist Lock Shackle	12.5 tons	\$74.70 ea	\$63.38 ea	6 lbs

Alloy Screw Pin Anchor Shackles - Import



Part #	Description	WLL	Non Member	Member	Weight
#11-AS58	5/8" Alloy Screen Pin Anchor Shackle	5 tons	\$13.94 ea	\$11.83 ea	2 lbs
#11-AS34	3/4" Alloy Screen Pin Anchor Shackle	7 tons	\$17.94 ea	\$15.22 ea	3 lbs
#11-AS78	7/8" Alloy Screen Pin Anchor Shackle	9.5 tons	\$20.39 ea	\$17.30 ea	4 lbs
#11-AS1	1" Alloy Screen Pin Anchor Shackle	12.5 tons	\$29.94 ea	\$25.28 ea	6 lbs
#11-AS125	1 1/4" Alloy Screen Pin Anchor Shackle	18 tons	\$54.47 ea	\$46.21 ea	11 lbs
#11-AS150	1 1/2" Alloy Screen Pin Anchor Shackle	30 tons	\$97.63 ea	\$82.84 ea	17 lbs

Yoke Carbon Screw Pin Shackle



Part# 8-837-28 1-1/8" 9.5 ton

\$76.40 ea Non Member

\$62.50 ea Member

Carbon Screw Pin Shackles Import



Part #	Description	WLL	Non Member	Member	Weight
#11-38spas	3/8"	1 ton	\$4.50 ea	\$3.82 ea	1 lb
#11-12spas	1/2"	2 tons	\$6.04 ea	\$5.12 ea	1 lb
#11-58spas	5/8"	3.25 tons	\$10.63 ea	\$9.02 ea	2 lbs
#11-34spas	3/4"	4.75 tons	\$14.87 ea	\$12.61 ea	3 lbs
#11-78spas	7/8"	6.5 tons	\$17.24 ea	\$14.63 ea	4 lbs
#11-1spas	1"	8.5 tons	\$19.64 ea	\$16.76 ea	6 lbs
#11-118spas	1 1/8"	9.5 tons	\$26.25 ea	\$22.27 ea	8 lbs
#11-125spas	1 1/4"	12 tons	\$37.04 ea	\$31.43 ea	10 lbs
#11-138spas	1 3/8"	13.5 tons	\$57.44 ea	\$48.73 ea	13 lbs
#11-150spas	1 1/2"	17 tons	\$67.38 ea	\$57.18 ea	18 lbs
#11-2spas	2"	35 tons	\$196.23 ea	\$166.98ea	48 lbs

All of these “OSHA Approved” Shackles have 50% “side load” Rating Capacity



#g10-125-125 Oblong Ring – 1 1/4” diameter WLL 48,400 lbs 8 lbs

\$96.79 ea Non Member **\$82.12 ea Member**

#11-17crosby 1 1/2” Crosby Carbon Steel Shackle – WLL 17 tons 18 lbs

\$144.13 ea Non Member **\$117.95 ea Member**

#9999-25– 1 1/2” 25 ton Peerless Alloy Steel Screw Pin Anchor Shackle
wll 25 ton 17 lbs

\$136.25 ea Non Member **\$105.00 ea Member**



Note: You give up significant leverage when attaching to the corners of a container. Always consider hooking to the chassis frame or other secure point for a better attachment.

Shackle Package

Shackle Package contains:

(4) **#8-807-22** – 7/8” Yoke Super High Quality Alloy Steel Screw Pin Shackles WLL 9.5 ton

(4) **#8-807-13**– 1/2” Yoke Super High Quality Alloy Steel Screw Pin Shackle WLL 3.3 ton

(4) **#8-807-19**– 3/4” Yoke Super High Quality Alloy Steel Screw Pin Shackle WLL 3.3 ton

(4) **Peerless 25 ton Shackle**

(2) **#g10-125-125** – 1 1/4” Grade 100 Oblong Master Link WLL 48,400 lbs

\$1150.66 Non Member **\$1019.40 Member**



Axle V Strap V Bridle – WLL 4700 lbs @ 60 degrees



Part #	Description	Non Member	Member	Weight
#N711-VAS4	4’ Legs	\$74.70 ea	\$63.38 ea	6 lbs
#N711-VAS6	6’ Legs	\$83.52 ea	\$70.87 ea	6 lbs
#N711-VAS8	8’ Legs	\$92.20 ea	\$78.23 ea	7 lbs

Part #	Description	Non Member	Member	Weight
#LP11-VAS4	4’ Legs	\$76.73 ea	\$65.10 ea	6 lbs
#LP11-VAS6	6’ Legs	\$85.65 ea	\$72.67 ea	7 lbs
#LP11-VAS8	8’ Legs	\$94.23 ea	\$79.95 ea	8 lbs

Grade 70 V Straps

Working Load Limit 5400 lbs at 60 degrees



V Strap with G70 Cluster – R, T & J Hooks

Part #	Description	Non Member	Member	Weight
#N711-8CMRT	24" Legs	\$83.95 ea	\$71.23 ea	8 lbs
#N711-8CMRT30	30" Legs	\$82.43 ea	\$74.19 ea	9 lbs



V Strap with G70 Cluster – Mini J, T & R Hooks

Part #	Description	Non Member	Member	Weight
#N711-8CLU	24" Legs	\$71.38 ea	\$60.56 ea	9 lbs
#N711-8CLU30	30" Legs	\$74.78 ea	\$63.45 ea	9 lbs
#N711-8CLU36	36" Legs	\$82.85 ea	\$70.29 ea	9 lbs
#N711-8CLU72	72" Legs	\$100.27 ea	\$85.08 ea	11 lbs



V Strap with G70- Mini J Hooks

Part #	Description	Non Member	Member	Weight
#N711-8CMJ	24" Legs	\$58.72 ea	\$49.83 ea	7 lbs
#N711-8CMJ 30	30" Legs	\$62.21 ea	\$52.78 ea	7 lbs



V Strap with G70- Mini Datsun Hooks

Part #	Description	Non Member	Member	Weight
#N711-8CMD	24" Legs	\$58.72 ea	\$49.83 ea	9 lbs
#N711-8CMD30	30" Legs	\$62.21 ea	\$52.78 ea	9 lbs



Adjustable V Strap with Hook Cluster Chain Leg Ends

Part #	Description	Non Member	Member	Weight
#N711-AV-WP	47" Legs	\$93.56 ea	\$79.38 ea	11 lbs
#N711-AV-CP	40" Legs	\$93.98 ea	\$79.74 ea	12 lbs



Low Profile V Strap for Exotic Vehicles



#LP11-EC44 This strap was specifically designed for Tesla and most high end luxury automobiles where the tie-rod end is very close to the lower control arm. This "soft touch" V Strap allows you to load most cars without using a tow eye! WLL 5400 lbs @ 60 degrees 2' strap with 4'5" Reach.

\$89.50 ea Non Member or **\$78.75 ea Member**

This is a better way to reduce leverage on the "tow eye" & keeps hook away from the car. The old way was using a purple loading strap. Wes says stay away from these pull pins.

"I really feel like LOW PROFILE EXOTIC STRAP is the best choice" - Wes

Low Profile V Bridles



#LP11-8LU 5/16" V Chain with R, T & Mini J Hooks 3' Legs WLL 5400 @60 degrees 16 lbs
\$77.66 ea Non member or **\$65.57 ea Member**



Lp11-8

LP11-8H

#LP11-8 5/16" V Chain with 15" Large J Hooks 2' Legs WLL 5400 lbs @ 60 degrees 16 lbs
\$77.83 ea Non Member or **\$66.04 ea Member**

#LP11-8H Add Hammerhead hooks to above WLL 5400 lbs @ 60 degrees 16 lbs
\$88.46 ea Non Member or **\$75.05 ea Member**



LP11-8T

#LP11-8T 5/16" V Chain with 8" J Hooks 2' Legs 5400 lbs @ 60 degrees 16 lbs \$85.40 ea
Non Member or **\$72.46 ea Member**



LP11-8D

LP11-8DH

#LP11-8D 5/16" V Chain with 8" J Hooks 2' Legs WLL 5400 lbs @ 60 degrees
16 lbs \$73.16 ea Non Member or **\$62.08 ea Member**

#LP11-8DH Add hammerhead to above
\$80.12 ea Non Member or **\$67.98 ea Member**



LP11-8CLU

LP11-8CLU30

#LP11-8CLU 5/16" V Strap with R, T & Mini J Hooks 24" Legs WLL 5400 lbs @
60 degrees 10 lbs \$73.49 ea Non Member or **\$66.69 ea Member**

#LP11-8CLU30 5/16" V Strap with R, T & Mini J Hooks 30" Legs WLL 5400 lbs
@ 60 degrees 10 lbs \$84.63 ea Non Member or **\$71.81 ea Member**



LP11-8C

LP11-8FCH30

#LP11-8C 5/16" V Strap with 8" j Hooks 24" Legs WLL 5400 lbs @ 60 degrees
11 lbs \$79.88 ea Non Member or **\$67.77 ea Member**

#LP11-8C30 5/16" V Strap with 8" j Hooks 30" Legs WLL 5400 lbs @ 60 degrees
11 lbs \$83.36 ea Non Member or **\$70.73 ea Member**

#LP11-8FCH30 Add Hammerhead to above 5400 lbs @ 60 degrees 11 lbs
\$94.07 ea Non Member or **\$97.81 ea Member**



LP11-8FCT30

#LP11-8FCT30 5/16" V Strao with 8" J Hooks & T Hooks 30" Legs WLL 5400 lbs @
60 degrees 13 lbs \$90.75 ea Non Member or **\$77.36 ea Member**

CHAIN: Grade 70 – 80 – 100

Grade 70 V Chains Working Load Limit 5400 lbs @ 45 degrees

5/16" V Chain with R, T & Mini J Hooks

Part #	Description	Non Member	Member	Weight
#N711-8LU	3' Legs	\$78.50 ea	\$68.50 ea	14 lbs
#N711-8LU2	2' Legs	\$70.88 ea	\$60.35 ea	12 lbs
#N711-8LU6	6' Legs	\$107.41 ea	\$91.14 ea	19 lbs



#N711-8RH 5/16" V Chain with R & Hammerhead T-J Combo Hooks 3' Legs 13 lbs
\$78.34 ea Non Member or **\$66.47 ea Member**



#N711-8MJ 5/16" V Chain with Mini J Hooks 2' Legs 8 lbs
\$49.29 ea Non Member or **\$41.82 ea Member**



#N711-8MJT 5/16" V Chain with Mini J & T Hooks 3' Legs 13 lbs
\$73.59 ea Non Member or **\$62.44 ea Member**



#N711-8 5/16" V Chain with 15" Large J Hooks 2' Legs 14 lbs
\$75.88 ea Non Member or **\$64.39 ea Member**



#N711-8-3 5/16" V Chain with 15" Large J Hooks 3' Legs 17 lbs
\$84.30 ea Non Member or **\$71.53 ea Member**

#N711-8H 5/16" V Chain with 15" Large J & Hammerhead Hooks 2' Legs 17 lbs
\$84.03 ea Non Member or **\$71.30 ea Member**



#N711-8M2 5/16" V Chain with 15" Large J & Datsun Mini J Hooks 2' Legs 16 lbs
\$85.65ea Non Member or **\$72.67 ea Member**



#N711-8D 5/16" V Chain with 8" J Hooks 2' Legs 16 lbs
\$71.38 ea Non Member or **\$60.56 ea Member**



#N711-8DJ 5/16" V Chain with 8" J, grab hooks & Mini J Hooks 2' Legs 15 lbs
\$78.09 ea Non Member or **\$66.26 ea Member**

#N711-8DJ3 5/16" V Chain with 8" J, grab hooks, & Mini J Hooks 3' Legs 16 lbs
\$86.08 ea Non Member or **\$73.04 ea Member**

Grade 70 V Chains

Working Load Limit 5400 lbs @ 45 degrees



#N711-8DH 5/16" V Chain with 8" J & Hammerhead T-J Hooks 2' Legs 14 lbs
\$78.26 ea Non Member or **\$66.40 ea Member**



#N711-8DT 5/16" V Chain with 8" J & T Hooks 2' Legs 14 lbs
\$77.83 ea Non Member or **\$66.04 ea Member**

#N711-8DT3 5/16" V Chain with 8" J & T Hooks 3' Legs 16 lbs
\$86.08 ea Non Member or **\$73.04 ea Member**

5/16" Grade 70 Chain & Hook Assemblies

Working Load Limit 4700 lbs

15" J Hook, Grab & R, T & Mini J Hooks



Part #	Description	Non Member	Member	Weight
#N711-6Lug6	6' Chain	\$111.33 pr	\$94.46 pr	26 lbs
#N711-6Lug8	8' Chain	\$126.19 pr	\$107.07 pr	29 lbs
#N711-6Lug10	10' Chain	\$142.41 pr	\$120.83 pr	32 lbs

15" J Hook & Mini J & Grab Hooks



Part #	Description	Non Member	Member	Weight
#N711-6AJ6	6' Chain	\$101.38 pr	\$86.02 pr	26 lbs
#N711-6BJ	8' Chain	\$115.14 pr	\$97.69 pr	26 lbs
#N711-6J	10' Chain	\$125.70 pr	\$100.65 pr	32 lbs

15" J, Grab & Hammerhead T-J Hooks



Part #	Description	Non Member	Member	Weight
#N711-6BH	8' Chain	\$115.40pr	\$97.92 pr	26 lbs
#N711-6H	10' Chain	\$118.29 pr	\$100.37 pr	30 lbs

15" J, Mini J & Grab Hooks



#N711-6M10 10' Chain 29 lbs \$124.31 pr Non Member or **\$105.48 pr Member**

15" J & Grab Hook



#N711-1 8' Chain 25 lbs \$112.60 pr Non Member or **\$95.54 pr Member**

5/16" Grade 70 Chain & Hook Assemblies

Working Load Limit 4700 lbs



Grab Hook & Cluster Combo

Part #	Description	Non Member	Member	Weight
#N711-GCL4	4' Chain	\$72.24 pr	\$60.56 pr	15 lbs
#N711-GCL6	6' Chain	\$87.56 pr	\$73.40 pr	18 lbs
#N711-GCL8	8' Chain	\$102.25 pr	\$85.72 pr	22 lbs
#N711-GCL10	10' Chain	\$110.95 pr	\$93.02 pr	27 lbs



Mini J & T Hook Combo

#N711-MT1 6' Chain 15 lbs \$70.69 pr Non Member or **\$59.26 pr Member**



Grab & Grab with T Hooks

#N711-5V6 6' Chain 8 lbs \$38.44 ea Non Member or **\$32.23 ea Member**

#N711-5V10 10' Chain 12 lbs \$56.76 ea Non Member or **\$74.59 ea Member**



Hammerhead Hooks

#N711-RH10G 10' Chain 24 lbs \$105.61 pr Non Member or **\$88.54 ea Member**

#N711-RH12G 12' Chain 28 lbs \$123.16 pr Non Member or **\$103.25 pr**



Hammerhead Hooks 1 End Only

#N711-HG8 8' Chain 9 lbs \$40.25 ea Non Member or **\$33.74 ea Member**



Mini J & Grab Hook on 1 End Only

#N711-GJ8 8' Chain 19 lbs \$79.89 pr Non Member or **\$66.98 pr Member**



Grab & T Hook on 1 End Only

N711-TG8 8' Chain 19 lbs \$41.28 ea Non Member or **\$34.61 ea Member**



Cluster Combo with Pear Ring

Part #	Description	Non Member	Member	Weight
#N711-CLP2	2' Chain	\$37.60 ea	\$27.33 ea	8 lbs
#N711-CLP5	5' Chain	\$44.37 ea	\$37.20 ea	11 lbs

5/16" Grade 70 Chain & Hook Assemblies

Working Load Limit 4700 lbs

Heavy Duty Sling & Grab Hook

#N711-3213 12' Chain 13 lbs \$56.68 ea Non Member or **\$47.52 ea Member**



Safety Chains Heavy Duty Sling Hook 1 End Only

Part #	Description	Non Member	Member	Weight
#N711-11ALH	10' Chain	\$97.36 pr	\$81.62 pr	22 lbs
#N711-3212	12' Chain	\$52.37 ea	\$43.90 ea	13 lbs



Twist Lock Grab Hook on 1 End Only – 5/16" 4700 WLL

Part #	Description	Non Member	Member	Weight
#G7-51610ST	10' Chain	\$48.93 ea	\$41.02 ea	10 lbs
#G7-51615ST	15' Chain	\$60.12 ea	\$50.40 ea	15 lbs



Twist Lock Grab Hook on 1 End Only – 3/8" 6,600 WLL

Part #	Description	Non Member	Member	Weight
#G7-3810ST	10' Chain	\$57.97 ea	\$48.59 ea	16 lbs
#G7-3815ST	15' Chain	\$77.05 ea	\$64.60 ea	21 lbs
#G7-3820ST	20' Chain	\$97.28 ea	\$81.55 ea	26 lbs



Grade 70 Chain Assemblies with Twist Lock Grab Hooks on Both Ends

Part #	Description	Non Member	Member	Weight	WLL
#g7-51610TL	10' Chain	\$62.52 ea	\$52.42 ea	12 lbs	4700 lbs
#g7-51615TL	15' Chain	\$75.45 ea	\$64.02 ea	16 lbs	4700 lbs
#g7-51620TL	20' Chain	\$91.52 ea	\$75.71 ea	21 lbs	4700 lbs
#g7-3810TL	10' Chain	\$76.20 ea	\$63.88 ea	16 lbs	6600 lbs
#g7-3815TL	15' Chain	\$95.21 ea	\$79.81 ea	23 lbs	6600 lbs
#g7-3820TL	20' Chain	\$114.29 ea	\$95.82 ea	29 lbs	6600 lbs
#g7-1210TL	10' Chain	\$123.50 ea	\$103.53 ea	29 lbs	11,300 lbs
#g7-1215TL	15' Chain	\$160.22 ea	\$134.32 ea	39 lbs	11,300 lbs
#g7-1220TL	20' Chain	\$196.86 ea	\$165.03 ea	50 lbs	11,300 lbs



Twist Lock Slip Hooks

Strongest latch ever designed for use on a slip hook. Latch is constructed of heavy gauge steel & designed to withstand adverse conditions. Latch conveniently swivels 360 degrees. Helps prevent accident hooking or catching onto other objects.

Part #	Description	Non Member	Member	Weight	WLL
#g7-205-516	5/16"	\$15.65 ea	\$13.12 ea	2 lbs	4700 lbs
#g7-205-38	3/8"	\$17.65 ea	\$14.78 ea	2 lbs	6600 lbs
#g7-205-12	1/2"	\$24.08 ea	\$20.19 ea	4 lbs	11,300 lbs



Grade 80 Twist Lock Grab Hooks

Part #	Description	Non Member	Member	Weight	WLL
#g8-200-14	1/4"	\$13.41 ea	\$11.24 ea	1 lbs	3500 lbs
#g8-200-516	5/16"	\$15.65 ea	\$13.12 ea	1 lb	4500 lbs
#g8-200-38	3/8"	\$17.64 ea	\$14.78 ea	2 lbs	7100 lbs
#g8-200-12	1/2"	\$23.73 ea	\$19.89 ea	3 lbs	12,000 lbs
#g8-200-58	5/8"	\$36.21 ea	\$30.35 ea	5 lbs	18,100 lbs



5/16" Grade 70 Chain & Hook Assemblies

Grade 70 Binder Chain with Grab Hooks on each end

5/16" Grade 70 Chain – WLL 4700 lbs

Part #	Description	Non Member	Member	Weight
#11A-516G710	10' Chain	\$37.84 ea	\$31.72 ea	11 lbs
#11A-516G715	15' Chain	\$49.88 ea	\$41.82 ea	15 lbs
#11A-516G720	20' Chain	\$61.57 ea	\$51.62 ea	21 lbs

3/8" Grade 70 Chain – WLL 6600 lbs

Part #	Description	Non Member	Member	Weight
#11A-38G710	10' Chain	\$46.09 ea	\$38.64 ea	16 lbs
#11A-38G715	15' Chain	\$65.20 ea	\$54.66 ea	24 lbs
#11A-38G720	20' Chain	\$84.12 ea	\$70.52 ea	31 lbs

1/2" Grade 70 Chain – WLL 11,300 lbs

Part #	Description	Non Member	Member	Weight
#11A-12G710	10' Chain	\$81.10 ea	\$68.11 ea	27 lbs
#11A-12G715	15' Chain	\$113.31 ea	\$94.99 ea	40 lbs
#11A-12G720	20' Chain	\$146.13 ea	\$122.50 ea	50 lbs



Grade 70 Chain by the Foot

Part #	Description	Non member	Member	Weight	WLL
#11-14G7	1/4"	\$3.50/ft	\$2.31/ft	0.77 lbs	3150 lbs
#11-516G7	5/16"	\$4.15/ft	\$2.99/ft	1.02 lb	4750 lbs
#11-38G7	3/8"	\$5.19/ft	\$3.86/ft	1.10 lb	6600 lbs
#11-12G7	1/2"	\$7.14/ft	\$6.06/ft	2.62 lbs	11,300 lbs



Clevis Style Grab Hook

Part #	Description	Non Member	Member	WLL	Weight
#11-14g7H	1/4"	\$4.21 ea	\$3.53 ea	4700 lbs	2 lbs
#11-516g7H	5/16"	\$5.59 ea	\$4.69 ea	6600 lbs	2 lbs
#11-38g7H	3/8"	\$6.88 ea	\$5.77 ea	11,300 lbs	3 lbs
#11-12g7H	1/2"	\$13.16 ea	\$11.03 ea	15,800 lbs	5 lbs



Clevis Slip Hook with Latch

Part #	Description	Non Member	Member	WLL	Weight
#11-516g7shl	5/16"	\$8.25ea	\$6.92ea	4700 lbs	2 lbs
#11-38g7shl	3/8"	\$9.55 ea	\$8.01ea	6600 lbs	2 lbs
#11-12g7shl	1/2"	\$15.13 ea	\$12.68 ea	11,300 lbs	3 lbs















Weldable Hook

Part #	Description	Non Member	Member	WLL	Weight
#11-516wgh	5/16"	\$5.16 ea	\$4.33 ea	4700 lbs	0.55 lb
#11-38wgh	3/8"	\$5.85 ea	\$4.90 ea	6600 lbs	0.85 lb
#11-12wgh	1/2"	\$10.84 ea	\$9.09 ea	11,300 lbs	1.75 lbs
#11-58wgh	5/8"	\$17.28 ea	\$14.49 ea	15,800 lbs	2.46 lbs



5/16" Grade 70 Chain & Hook Assemblies

Working Load Limit 4700 lbs

 <p>#11-7CL R,T & Mini J Hook Cluster on Oblong 3 lbs \$19.65 ea Non Member or \$15.65 ea Member</p>	 <p>#11-7CL-G Grab, R,T & Mini J Hook Cluster 4 lbs \$22.85 ea Non Member or \$18.80 ea Member</p>
 <p>#11-7CL-P R,T & J Hook Cluster on Pear Link 3 lbs \$28.04 ea Non Member or \$23.51 ea Member</p>	 <p>#11-7MRT R,T & Compact J Hook Cluster on Oblong 3 lbs \$22.10 ea Non Member or \$18.60 ea Member</p>
 <p>#11-7GMT Grab, T & Mini J Hook Cluster on Oblong 3 lbs \$19.65 ea Non Member or \$15.72 ea Member</p>	 <p>#BAP-DGRT Grab, R, T & Compact Mini J Hook Cluster on Oblong 3 lbs \$21.29 ea Non Member or \$17.85 ea Member</p>
 <p>#11-7JTO T & Mini J Hook Cluster on Oblong 2 lbs \$18.85 ea Non Member or \$14.65 ea Member</p>	 <p>#11-7GH Grab & Hammerhead T-J Hooks on Oblong 3 lbs \$24.33 ea Non Member or \$20.40 ea Member</p>
 <p>#N711-8E Pear Link with 2 Grab Hooks 3 lbs \$18.75 ea Non Member or \$15.72 ea Member</p>	 <p>#11-7RH R & Hammerhead T-J Hooks on Oblong 3 lbs \$24.16 ea Non Member or \$20.26 ea Member</p>
 <p>#11-7HO Hammerhead T-J Hooks on Oblong 3 lbs \$16.52 ea Non Member or \$13.85 ea Member</p>	 <p>#BAP-DGT Grab, T & Compact Mini J Hook Cluster on Oblong 3 lbs \$14.88 ea Non Member or \$12.47 ea Member</p>

5/16" Grade 70 Chain & Hook Assemblies

Working Load Limit 4700 lbs



#BAP-GR Grab & R Hooks on Link 3 lbs
\$10.90 ea Non Member or **\$9.75 ea Member**



#BAP-GJRT Grab, J, R & T Hook Cluster 3 lbs
\$21.51 ea Non Member or **\$18.03 ea Member**



#11-398H Heavy Duty Sling Hook 3 lbs
\$10.32 ea Non Member or **\$8.65 ea Member**



#11-398H-L Heavy Duty Sling Hook on Link 3 lbs
\$16.43 ea Non Member or **\$13.78 ea Member**



#11-398H-LK Replacment Latch Kit for #11-398H-L
3 lbs \$3.52 ea Non Member or **\$2.94 ea Member**



#11-7A T Hook 3 lbs
\$5.25 ea Non Member or **\$4.15 ea Member**



#11-7H Hammerhead T-J Hook 3 lbs
\$7.75 ea Non Member or **\$5.84 ea Member**



#11-7J Mini J Hook 3 lbs
\$8.85 ea Non Member or **\$4.85 ea Member**



#11-7MD Compact J Hook 3 lbs
\$8.65 ea Non Member or **\$4.90 ea Member**



#11-7R R Hook 3 lbs
\$5.68 ea Non Member or **\$4.76 ea Member**



#11-7D T & Grab Hook 3 lbs
\$13.16 ea Non Member or **\$11.03 ea Member**



#11-7A-L T Hook on Link 3 lbs
\$9.45 ea Non Member or **\$6.85 ea Member**

5/16" Grade 70 Chain & Hook Assemblies

Working Load Limit 4700 lbs



#11-7J-L Mini J Hook with Link 3 lbs
\$10.65 ea Non Member or **\$7.25 ea Member**



#11-7H-L T Hook on Link 3 lbs
\$9.80 ea Non Member or **\$8.22 ea Member**



#11-MD-L Forged Mini J Datsun Hook with Link 3 lbs
\$10.85 ea Non Member or **\$7.35 ea Member**



#11-7R-L Hammerhead T-J Combo Hook On Link 3 lbs
\$9.25 ea Non Member or **\$7.21 ea Member**

J Hook with Eyelet



#N711-10 Forged 8" J Hook with eye 3 lbs WLL 5400 lbs
\$21.45 ea Non Member or **\$17.98 ea Member**

J Hook with Eyelet



#N711-2 Forged 15" J Hook with eye 4 lbs WLL 5400 lbs
\$25.90 ea Non Member or **\$18.38 ea Member**

J Hook with Extra Link



#N711-10-L Forged 8" J Hook with Link 3 lbs WLL 5400 lbs
\$23.45 ea Non Member or **\$19.98 ea Member**

J Hook with Extra Link



#N711-2-L Forged 15" J Hook with link 4 lbs WLL 5400 lbs
\$30.19 ea Non Member or **\$25.31 ea Member**

J Hook with Clevis Pin



#N711-10-CL Forged 8" J Hook with Clevis Pin 4 lbs
WLL 5400 lbs
\$23.23 ea Non Member or **\$19.47 ea Member**

J Hook with Clevis Pin



#N711-2-CL Forged 15" J Hook with Clevis Pin 4 lbs
WLL 5400 lbs
\$26.15 ea Non Member or **\$21.92 ea Member**

Grade 80 Connectors



Part #	Description	Non Member	Member	WLL	Weight
#g8-103-516	5/16"	\$12.24 ea	\$10.39 ea	4500 lbs	1 lb
#g8-103-38	3/8"	\$13.51 ea	\$11.33 ea	7100 lbs	1 lb
#g8-103-12	1/2"	\$20.64 ea	\$17.30 ea	12,000 lbs	2 lbs
#g8-103-58	5/8"	\$31.13 ea	\$26.10 ea	18,000 lbs	3 lbs



#BAP-G Grab Hook with Link 1 lbs WLL 4700 lbs
\$7.25 ea Non Member or **\$6.06 ea Member**



#BAP-GG 2 Grab Hooks with Plated Link
2 lbs WLL 4700 lbs
\$10.90 ea Non Member or **\$9.02 ea Member**



#HDW-8CLT 15" J Hook & T Hook on Oblong
6 lbs WLL 4700 lbs
\$29.07 ea Non Member or **\$24.37 ea Member**



#HDW-8CJ 15" J Hook & T Hook on Oblong
6 lbs WLL 4700 lbs
\$29.16 ea Non Member or **\$24.44 ea Member**



#HDW-8FCT 8" J Hook & T Hook on Oblong
4 lbs WLL 4700 lbs
\$25.97 ea Non Member or **\$21.33 ea Member**



#HDW-8FCH 8" J Hook & Hammerhead T-J Combo
Hook on Oblong
4 lbs WLL 4700 lbs
\$30.19 ea Non Member or **\$25.31 ea Member**



Grade 80 Double Leg Adjustable Sling

Part #	Description	Non Member	Member	WLL	Weight
#g8-6993282	9/32" x 8'	\$198.98 ea	\$175.23 ea	6100 lbs	21 lbs



Chain Saddle Ring – Saddle Grab Link – Keyhole Grabhook

#11-38-SGL – 3/8" Grade 70, Chain Saddle Grab Link or saddle ring allows you to grab a link of chain and pull from that point without the pulling hook sliding on the chain. WLL 6600 3 lbs
\$23.87 ea Non Member or **\$19.89 ea Member**

Light Duty Recovery Chains



Grade 80 Domestic Chain Assembly with Twist Lock Grab Hooks

Part #	Description	Non Member	Member	WLL	Weight
#g8-51615tl	5/16" x 15' w/twist lock grab hooks on each end	\$163.46 ea	\$133.51 ea	4500 lbs	17 lbs

Grade 80 J Hook Assemblies

Grade 80 - 3/8" V Chain Assemblies – 15" Clevis J Hook, Grab Hooks at Peak Link



Part #	Description	Price	Member Price	Weight
G8-118-3	3/8" x 3' – 15" J hooks on each leg, grab hooks at grab link	\$226.20	\$189.21	20 lbs
G8-118-4	3/8" x 4' – 15" J hooks on each leg, grab hooks at grab link	\$238.33	\$199.79	23 lbs
G8-118-5	3/8" x 5' – 15" J hooks on each leg, grab hooks at grab link	\$250.28	\$209.82	26 lbs
G8-118-6	3/8" x 6' – 15" J hooks on each leg, grab hooks at grab link	\$262.49	\$220.05	29 lbs
G8-118-8	3/8" x 8' – 15" J hooks on each leg, grab hooks at grab link	\$286.66	\$240.31	34 lbs
G8-118-10	3/8" x 10' – 15" J hooks on each leg, grab hooks at grab link	\$310.82	\$260.57	37 lbs

WLL - 7100 lbs straight pull, 12,000 lbs 60 degree angle

Grade 80 – Chain Assemblies – 15" Clevis J Hook; Grab & Master Link



Part #	Description	Price	Member Price	Weight	WLL
G8-3810GJ	3/8" x 10' – 15" J Hook one end, grab hook on other	\$135.89	\$113.92	22 lbs	7100 lbs
G8-3815GJ	3/8" x 15' – 15" J Hook one end, grab hook on other	\$165.00	\$139.16	28 lbs	7100 lbs
G8-3820GJ	3/8" x 20' – 15" J Hook one end, grab hook on other	\$196.09	\$164.39	34 lbs	7100 lbs

Grade 80 – Chain Assemblies – 15" Clevis J Hook on One End & Oblong Link w/Grab Hook on other end



Part #	Description	Price	Member Price	Weight	WLL
G8-3810JOG	3/8" x 10' Chain – 15" J Hook on one end, oblong ring w/grab hook on other	\$175.45	\$147.08	24 lbs	7100 lbs
G8-3815JOG	3/8" x 15' Chain – 15" J Hook on one end, oblong ring w/grab hook on other	\$205.73	\$172.47	31 lbs	7100 lbs
G8-3820JOG	3/8" x 20' Chain – 15" J Hook on one end, oblong ring w/grab hook on other	\$235.90	\$197.68	36 lbs	7100 lbs

#G8-15J 15" Clevis J Hook 7100 lbs WLL \$49.72 ea or **\$41.68 ea Member**



Grade 100 Chain, Hooks & Connectors

Grade 100 Chain by the Foot

Certified for Overhead



Part #	Description	Non Member	Member	WLL	Weight
#g10-101-932	9/32"	\$4.50/ft	\$3.75/ft	4300 lbs	1 lb/ft
#g10-101-516	5/16"	\$6.74/ft	\$4.95/ft	5700 lbs	1 lbs/ft
#g10-101-38	3/8"	\$7.25/ft	\$6.25/ft	8800 lbs	2 lbs/ft
#g10-101-12	1/2"	\$11.50/ft	\$9.50/ft	15,000 lbs	3 lbs/ft
#g10-101-58	5/8"	\$15.95/ft	\$13.50/ft	22,600 lbs	4 lbs/ft
#g10-101-34	3/4"	\$37.38/ft	\$32.50/ft	35,300 lbs	7 lbs/ft

Grabiq Grade 100 Blue Powder Coated Chain by the Foot



Part #	Description	Non Member	Member	WLL	Weight
#Q10-101-932	9/32"	\$6.40/ft	\$5.25/ft	4300 lbs	1 lb/ft
#Q10-101-516	5/16"	\$7.75/ft	\$6.15/ft	5700 lbs	1 lb/ft
#Q10-101-38	3/8"	\$9.18/ft	\$7.92/ft	8800 lbs	2 lbs/ft
#Q10-101-12	1/2"	\$12.95/ft	\$10.50/ft	15,000 lbs	3 lbs/ft
#Q10-101-58	5/8"	\$17.50/ft	\$15.25/ft	22,600 lbs	4 lbs/ft



Grade 100 Clevis Pin Grab Hook

Part #	Description	Non Member	Member	WLL	Weight
#g10-107-516	5/16"	\$25.50 ea	\$21.50 ea	5700 lbs	1 lb
#g10-107-38	3/8"	\$31.50 ea	\$25.95 ea	8800 lbs	2 lbs
#g10-107-12	1/2"	\$54.75 ea	\$45.25 ea	15,000 lbs	4 lbs
#g10-107-58	5/8"	\$85.50 ea	\$71.25 ea	22,600 lbs	7 lbs
#g10-107-34	3/4"	\$150.75 ea	\$125.95 ea	35,300 lbs	11 lbs

Grade 100 Eye Cradle Grab Hooks



Part #	Description	Non Member	Member	WLL	Weight
#g10-105-516	1/4" -5/16"	\$12.50 ea	\$10.45 ea	5700 lbs	1 lb
#g10-105-38	3/8"	\$23.25 ea	\$19.85 ea	8800 lbs	2 lbs
#g10-105-12	1/2"	\$47.75 ea	\$41.25 ea	15,000 lbs	2 lbs
#g10-105-58	5/8"	\$69.25 ea	\$59.95 ea	22,600 lbs	5 lbs
#g10-105-34	3/4"	\$129.95 ea	\$111.95 ea	35,300 lbs	15 lbs

Grade 100 Clevis Non Cradle Grab Hooks



Part #	Description	Non Member	Member	WLL	Weight
#g10-127-516	1/4" -5/16"	\$25.50 ea	\$21.95 ea	5700 lbs	1 lb
#g10-127-38	3/8"	\$31.25 ea	\$26.95 ea	8800 lbs	2 lbs
#g10-127-12	1/2"	\$54.25 ea	\$46.75 ea	15,000 lbs	3 lbs
#g10-127-58	5/8"	\$85.50 ea	\$73.75 ea	22,600 lbs	6 lbs

Grade 100 Twist Lock Cradle Grab Hook



Part #	Description	Non Member	Member	WLL	Weight
#g10-206-516	1/4" -5/16"	\$32.71 ea	\$28.23 ea	5700 lbs	1 lb
#g10-206-38	3/8"	\$44.01 ea	\$37.98 ea	8800 lbs	2 lbs
#g10-206-12	1/2"	\$72.98 ea	\$62.98 ea	15,000 lbs	4 lbs
#g10-206-58	5/8"	\$117.10ea	\$101.07 ea	22,600 lbs	7 lbs

Grade 100 Twist Lock Non Cradle Grab Hook



Part #	Description	Non Member	Member	WLL	Weight
#g10-208-516	1/4" -5/16"	\$32.71 ea	\$28.23 ea	5700 lbs	1 lb
#g10-208-38	3/8"	\$44.01 ea	\$37.98 ea	8800 lbs	2 lbs
#g10-208-12	1/2"	\$72.98 ea	\$62.98 ea	15,000 lbs	4 lbs
#g10-208-58	5/8"	\$117.10 ea	\$101.07 ea	22,600 lbs	7 lbs

Grade 100 Clevis Pin Foundry Hooks



Part #	Description	Non Member	Member	WLL	Weight
#g10-123-38	3/8"	\$84.54 ea	\$72.96 ea	8800 lbs	4 lbs
#g10-123-12	1/2"	\$107.45 ea	\$92.74 ea	15,000 lbs	6 lbs
#g10-123-58	5/8"	\$181.94 ea	\$157.04 ea	22,600 lbs	14 lbs
#g10-123-34	3/4"	\$382.42 ea	\$330.06 ea	35,300 lbs	25 lbs

Grade 100 Eye Foundry Hooks



Part #	Description	Non Member	Member	WLL	Weight
#g10-121-516	1/4" -5/16"	\$64.49 ea	\$53.91 ea	5700 lbs	2 lbs
#g10-121-38	3/8"	\$67.65 ea	\$58.39 ea	8800 lbs	4 lbs
#g10-121-12	1/2"	\$96.98 ea	\$83.71 ea	15,000 lbs	6 lbs
#g10-121-58	5/8"	\$158.42 ea	\$132.95 ea	22,600 lbs	11 lbs
#g10-121-34	3/4"	\$347.21 ea	\$299.67 ea	35,300 lbs	17 lbs

Grade 100 Clevis Pin Sling Hooks



Part #	Description	Non Member	Member	WLL	Weight
#g10-111-516	5/16"	\$24.23 ea	\$20.91 ea	5700 lbs	2 lbs
#g10-111-38	3/8"	\$38.67 ea	\$33.38 ea	8800 lbs	3 lbs
#g10-111-12	1/2"	\$73.79 ea	\$63.68 ea	15,000 lbs	5 lbs
#g10-111-58	5/8"	\$118.36 ea	\$102.15 ea	22,600 lbs	7 lbs

Grade 100 Clevis Pin Self Locking Hooks



Part #	Description	Non Member	Member	WLL	Weight
#g10-115-516	5/16"	\$58.67 ea	\$50.63 ea	5700 lbs	2 lbs
#g10-115-38	3/8"	\$73.97 ea	\$68.84 ea	8800 lbs	4 lbs
#g10-115-12	1/2"	\$156.26 ea	\$134.86 ea	15,000 lbs	8 lbs
#g10-115-58	5/8"	\$284.66 ea	\$245.69 ea	22,600 lbs	14 lbs

Grade 100 Grip Safe Clevis Pin Self Locking Hook



Part #	Description	Non Member	Member	WLL	Weight
#g10-777-38	3/8"	\$76.56 ea	\$66.08	8800 lbs	
#g10-777-12	1/2"	\$161.12 ea	\$139.58	15,000 lbs	

Grade 100 Eye Sling Hooks



Part #	Description	Non Member	Member	WLL	Weight
#g10-109-516	1/4" - 5/16"	\$21.29 ea	\$18.37 ea	5700 lbs	2 lbs
#g10-109-38	3/8"	\$31.06 ea	\$26.81 ea	8800 lbs	2 lbs
#g10-109-12	1/2"	\$64.19 ea	\$55.40 ea	15,000 lbs	4 lbs
#g10-109-58	5/8"	\$121.13 ea	\$104.55 ea	22,600 lbs	7 lbs



Grade 100 Eye Type Self Locking Sling Hooks

Part #	Description	Non Member	Member	WLL	Weight
#g10-113-38	3/8"	\$68.26 ea	\$58.91 ea	8800 lbs	4 lbs
#g10-113-12	1/2"	\$141.37 ea	\$122.02 ea	15,000 lbs	7 lbs



Grade 100 Clutch Sling Hooks

Part #	Description	Non Member	Member	WLL	Weight
#X-077-10	3/8"	\$151.50 ea	\$126.50 ea	8800 lbs	4 lbs
#X-077-13	1/2"	\$258.75 ea	\$224.95 ea	15,000 lbs	8 lbs
#X-077-16	5/8"	\$403.65 ea	\$336.75 ea	22,600 lbs	13 lbs



Grade 100 Clevis Pin Shortening Clutch

Part #	Description	Non Member	Member	WLL	Weight
G10-38SC	3/8"	\$87.15 ea	\$72.62 ea	8800 lbs	3 lbs
G10-12SC	1/2"	\$135.92 ea	\$113.26 ea	15,000 lbs	5 lbs
G10-58SC	5/8"	\$171.73 ea	\$143.45 ea	22,600 lbs	7 lbs



Grade 100 Eye Grab with Clevis Pin

Part #	Description	Non Member	Member	WLL	Weight
8420400	3/8"	\$51.42 ea	\$46.97 ea	8800 lbs	3 lbs
8420600	1/2"	\$104.88 ea	\$90.52 ea	15,000 lbs	6 lbs



Grade 100 Eye Swivel Grip Safe Self Locking Hook

Part #	Description	Non Member	Member	WLL	Weight
G10-119-38	3/8"	\$140.01 ea	\$114.71 ea	8800 lbs	
G10-119-12	1/2"	\$213.33 ea	\$159.56 ea	15,000 lbs	



Grade 100 Alloy Connector Link (ACL)

Part #	Description	Non Member	Member	WLL	Weight
#g10-103-516	1/4" -5/16"	\$15.75 ea	\$12.38 ea	5700 lbs	1 lb
#g10-103-38	3/8"	\$23.02 ea	\$19.87 ea	8800 lbs	1 lb
#g10-103-12	1/2"	\$33.97 ea	\$29.67 ea	15,000 lbs	2 lbs
#g10-103-58	5/8"	\$43.55 ea	\$39.35 ea	22,600 lbs	3 lbs
#g10-103-34	3/4"	\$60.85 ea	\$55.23 ea	35,300 lbs	6 lbs



Grade 100 Oblong Lift Ring

Part #	Description	Non Member	Member	WLL	Weight
#g10-125-12	1/2"	\$23.38 ea	\$17.55 ea	9900 lbs	1 lbs
#g10-125-34	3/4"	\$32.44 ea	\$29.09 ea	16,900 lbs	3 lbs
#g10-125-78	7/8"	\$45.43 ea	\$39.21 ea	23,100 lbs	4 lbs
#g10-125-1	1"	\$57.10 ea	\$50.29 ea	33,000 lbs	5 lbs
#g10-125-125	1.25"	\$100.25 ea	\$95.22 ea	48,400 lbs	8 lbs
#g10-125-150	1.50"	\$185.93 ea	\$160.47 ea	69,400 lbs	16 lbs
#g10-125-175	1.75"	\$328.61 ea	\$283.62 ea	105,700 lbs	28 lbs

Grabiq Grade 100 MasterGrab

SINGLE LEG GRABIQ HEAD MASTERGRAB

An all in one fitting combining masterlink connector & shortening function for single leg sling



Part #	Description	Non Member	Member	WLL
Q10-150-38	3/8"	\$157.31 ea	\$136.15 ea	8800 lbs
Q10-150-12	1/2"	\$193.02 ea	\$166.74 ea	15,000 lbs
Q10-150-58	5/8"	\$281.16 ea	\$238.57 ea	39,100 lbs

DOUBLE LEG GRABIQ HEAD MASTERGRAB

An all in one fitting combining masterlink connector & shortening function for double leg sling



Part #	Description	Non Member	Member	WLL
Q10-152-38	3/8"	\$232.79 ea	\$201.37 ea	8800 lbs
Q10-152-12	1/2"	\$318.81 ea	\$235.22 ea	15,000 lbs
Q10-152-58	5/8"	\$419.96 ea	\$363.96 ea	39,100 lbs

Grade 100 Crosby Double Eliminator



Part #	Description	Non Member	Member	WLL	Weight
#49859	1/4"	\$135.94 ea	\$117.33 ea	8600 lbs	5 lbs
#49868	5/16"	\$141.17 ea	\$121.84 ea	11,400 lbs	5 lbs
#49877	3/8"	\$270.13 ea	\$233.15 ea	17,600 lbs	8 lbs
#49886	1/2"	\$337.62 ea	\$291.40 ea	30,000 lbs	17 lbs
#49895	5/8"	\$541.42 ea	\$467.30 ea	45,200 lbs	31 lbs

Grade 100 Foundry & Grab Hook w/Oversized Oblong Ring



Part #	Description	Non Member	Member	WLL	Weight
#G10-58FGO	5/8"	\$531.24 ea	\$445.57 ea	39,100 lbs	19 lbs
#G10-12FGO	1/2"	\$328.33 ea	\$273.64 ea	26,000 lbs	18 lbs

We use an oversized oblong so both hooks can be used at once and stay within working load limit. This assembly has been custom created by Wes because its most versatile.

Grade 100 Foundry Hooks with Grabiq Grade 100 Blue Powder Coated Short Chain

Part #	Description	Non Member	Member	WLL	Weight
#q10-12fh1	1/2" x 1'	\$223.75 ea	\$188.75 ea	15,000 lbs	16 lbs
#q10-12fh3	1/2" x 3'	\$248.50 ea	\$207.50 ea	15,000 lbs	22 lbs
#q10-58fh1	5/8" x 1'	\$323.75 ea	\$297.65 ea	22,600 lbs	28 lbs
#q10-58fh3	5/8" x 3'	\$356.50 ea	\$327.75 ea	22,600 lbs	32 lbs



Q10-12fh1 & Q10-12fh3
hi viz oblong ring



Q10-58fh1 & Q10-58fh3 with
blue powder coated oblong ring

Grade 100 Chain Assemblies

Available in Black Grade 100 Chain & Grabiq Blue Powder Coated Chain

Grade 100 Chain Assemblies with Grab Hook on Each End

Grade 100 Black Chain



Grade 100 Grabiq Blue Powder Coated Chain

These pre-cut and assembled chain assemblies are a great value and all the labor is already done.

Grade 100 Domestic Chain Assembly with Grab Hooks 10 foot

Part #	Description	Non Member	Member	WLL	Weight
#g10-51610sgg	5/16" x 10' black Chain w/grab hooks on each end	\$162.71 ea	\$135.59 ea	5700 lbs	13 lbs
#g10-3810sgg	3/8" x 10' black Chain w/grab hooks on each end	\$194.64 ea	\$141.04 ea	8800 lbs	18 lbs
#g10-1210sgg	1/2" x 10' black Chain w/grab hooks on each end	\$280.31 ea	\$234.29 ea	15,000 lbs	32 lbs
#g10-5810sgg	5/8" x 10' black Chain w/grab hooks on each end	\$375.34 ea	\$314.70 ea	22,600 lbs	48 lbs

Grade 100 Domestic Grabiq Blue Powder Coated Chain Assembly with Grab Hooks 10 foot

Part #	Description	Non Member	Member	WLL	Weight
#q10-51610sgg	5/16" x 10' Grabiq Blue Chain w/grab hooks on each end	\$178.48 ea	\$146.43 ea	5700 lbs	13 lbs
#q10-3810sgg	3/8" x 10' Grabiq Blue Chain w/grab hooks on each end	\$212.84 ea	\$175.17 ea	8800 lbs	18 lbs
#q10-1210sgg	1/2" x 10' Grabiq Blue Chain w/grab hooks on each end	\$351.13 ea	\$290.97 ea	15,000 lbs	32 lbs
#q10-5810sgg	5/8" x 10' Grabiq Blue Chain w/grab hooks on each end	\$466.16 ea	\$385.71 ea	22,600 lbs	48 lbs

Grade 100 Domestic Chain Assembly with Grab Hooks 15 foot

Part #	Description	Non Member	Member	WLL	Weight
#g10-51615sgg	5/16" x 15' black Chain w/grab hooks on each end	\$205.86 ea	\$171.55 ea	5700 lbs	18 lbs
#g10-3815sgg	3/8" x 15' black Chain w/grab hooks on each end	\$246.13ea	\$205.10 ea	8800 lbs	26 lbs
#g10-1215sgg	1/2" x 15' black Chain w/grab hooks on each end	\$399.34 ea	\$332.80 ea	15,000 lbs	45 lbs
#g10-5815sgg	5/8" x 20' black Chain w/grab hooks on each end	\$542.83 ea	\$452.36 ea	22,600 lbs	66 lbs

Grade 100 Domestic Grabiq Blue Powder Coated Chain Assembly with Grab Hooks 15 foot

Part #	Description	Non Member	Member	WLL	Weight
#q10-51615sgg	5/16" x 15' Grabiq Blue Chain w/grab hooks on each end	\$195.62 ea	\$161.10 ea	5700 lbs	18 lbs
#q10-3815sgg	3/8" x 15' Grabiq Blue Chain w/grab hooks on each end	\$232.28 ea	\$192.63 ea	8800 lbs	26 lbs
#q10-1215sgg	1/2" x 15' Grabiq Blue Chain w/grab hooks on each end	\$380.59 ea	\$312.54 ea	15,000 lbs	45 lbs
#q10-5815sgg	5/8" x 15' Grabiq Blue Chain w/grab hooks on each end	\$513.26 ea	\$424.82 ea	22,600 lbs	66 lbs

Grade 100 Domestic Chain Assembly with Grab Hooks 20 foot

Part #	Description	Non Member	Member	WLL	Weight
#g10-51620sgg	5/16" x 20' black Chain w/grab hooks on each end	\$216.72 ea	\$174.14 ea	5700 lbs	23 lbs
#g10-3820sgg	3/8" x 20' black Chain w/grab hooks on each end	\$246.03 ea	\$197.66 ea	8800 lbs	32 lbs
#g10-1220sgg	1/2" x 20' black Chain w/grab hooks on each end	\$414.14 ea	\$345.34 ea	15,000 lbs	58 lbs
#g10-5820sgg	5/8" x 20' black Chain w/grab hooks on each end	\$566.44 ea	\$472.04 ea	22,600 lbs	85 lbs

Grade 100 Domestic Grabiq Blue Powder Coated Chain Assembly with Grab Hooks 20 foot

Part #	Description	Non Member	Member	WLL	Weight
#q10-51620sgg	5/16" x 20' Grabiq Blue Chain w/grab hooks on each end	\$236.36 ea	\$188.07 ea	5700 lbs	23 lbs
#q10-3820sgg	3/8" x 20' Grabiq Blue Chain w/grab hooks on each end	\$271.47 ea	\$213.47 ea	8800 lbs	32 lbs
#q10-1220sgg	1/2" x 20' Grabiq Blue Chain w/grab hooks on each end	\$455.11 ea	\$372.88 ea	15,000 lbs	58 lbs
#q10-5820sgg	5/8" x 20' Grabiq Blue Chain w/grab hooks on each end	\$621.93 ea	\$509.81 ea	22,600 lbs	85 lbs

Grade 100 Chain Assemblies Twist Lock Cradle Grab Hook on Each End
Available in Black Grade 100 Chain & Grabiq Blue Powder Coated Chain

Grade 100 Black Chain



Grade 100 Grabiq Blue Powder Coated Chain

The assemblies listed below are available in
Twist Lock Cradle or Twist Lock Non Cradle Grab Hooks

Cradle/Shoulder Twist Lock Grab Hook



Non Cradle/Non Shoulder Twist Lock Grab Hook



Grade 100 Chain Assembly with Twist Lock Grab Hooks – 10 foot Chain

Part #	Description	Non Member	Member	WLL	Weight
#g10-3810tl	3/8" x 10' w/ twist lock cradle grab hook on each end	\$194.13 ea	\$156.01 ea	8800 lbs	19 lbs
#g10-1210tl	1/2" x 10' w/ twist lock cradle grab hook on each end	\$313.98 ea	\$252.31 ea	15,000 lbs	45 lbs
#g10-5810tl	5/8" x 10' w/ twist lock cradle grab hook on each end	\$437.99 ea	\$364.99 ea	22,600 lbs	50 lbs

Grade 100 Domestic Grabiq Blue Powder Coated Chain Assembly with Twist Lock Grab Hooks 10 foot

Part #	Description	Non Member	Member	WLL	Weight
#q10-3810tl	3/8" x 10' Grabiq Blue Chain w/twist lock grab hooks on each end	\$209.66 ea	\$168.48 ea	8800 lbs	19 lbs
#q10-1210tl	1/2" x 10' Grabiq Blue Chain w/twist lock grab hooks on each end	\$339.10 ea	\$272.49 ea	15,000 lbs	45 lbs
§q10-5810tl	5/8" x 10' Grabiq Blue Chain w/twist lock grab hooks on each end	\$473.03 ea	\$394.19 ea	22,600 lbs	50 lbs

Grade 100 Chain Assembly with Twist Lock Cradle Grab Hooks – 15 foot Chain

Part#	Description	Non Member	Member	WLL	Weight
#g10-3815tl	3/8" x 15' w/twist lock cradle grab hook on each end	\$237.00 ea	\$197.50 ea	8800 lbs	14 lbs
#g10-1215tl	1/2" x 15' w/ twist lock cradle grab hook on each end	\$379.89 ea	\$316.57 ea	15,000 lbs	47 lbs
#g10-5810tl	5/8" x 10' w/ twist lock cradle grab hook on each end	\$437.99 ea	\$364.99 ea	22,600 lbs	50 lbs

Grade 100 Domestic Grabiq Blue Powder Coated Chain Assembly with Twist Lock Grab Hooks 15 foot

Part #	Description	Non Member	Member	WLL	Weight
#q10-3815tl	3/8" x 15' Grabiq Blue Chain w/twist lock grab hooks on each end	\$255.96 ea	\$213.30 ea	8800 lbs	14 lbs
#q10-1215tl	1/2" x 15' Grabiq Blue Chain w/twist lock grab hooks on each end	\$473.83 ea	\$341.90 ea	15,000 lbs	47 lbs
#q10-5810tl	5/8" x 15' Grabiq Blue Chain w/twist lock grab hooks on each end	\$473.03 ea	\$394.19 ea	22,600 lbs	50 lbs

Grade 100 Chain Assembly with Twist Lock Cradle Grab Hooks – 20 foot Chain

Part #	Description	Non Member	Member	WLL	Weight
#g10-3820tl	3/8" x 20' w/ twist lock cradle grab hook on each end	\$256.99 ea	\$214.16 ea	8800 lbs	33 lbs
#g10-1220tl	1/2" x 20' w/ twist lock cradle grab hook on each end	\$444.45 ea	\$370.38 ea	15,000 lbs	61 lbs
#g10-5820tl	5/8" x 20' w/ twist lock cradle grab hook on each end	\$619.88 ea	\$556.57 ea	22,600 lbs	86 lbs

Grade 100 Domestic Grabiq Blue Powder Coated Chain Assembly with Twist Lock Grab Hooks 20 foot

Part #	Description	Non Member	Member	WLL	Weight
#q10-3820tl	3/8" x 20' Grabiq Blue Chain w/twist lock grab hooks on each end	\$277.55 ea	\$231.30 ea	8800 lbs	33 lbs
#q10-1220tl	1/2" x 20' Grabiq Blue Chain w/twist lock grab hooks on each end	\$480.01 ea	\$400.02 ea	15,000 lbs	61 lbs
#q10-5820tl	3/8" x 15' Grabiq Blue Chain w/twist lock grab hooks on each end	\$669.47 ea	\$557.90 ea	22,600 lbs	86 lbs

Grade 100 Chain Assemblies w/Grab Hook on One End & Sling Hook on the Other

Available in Black Grade 100 Chain & Grabiq Blue Powder Coated Chain

Grade 100 Grabiq Blue Powder Coated Chain



Also available Grade 100 Standard Black Chain

Grade 100 Chain Assembly with Grab Hooks on one end, sling hook on other end – 10 ft Chain

Part #	Description	Non Member	Member	WLL	Weight
g10-51610ssg	5/16" x 10' black Chain w/grab hook on one end, sling on other	\$147.78 ea	\$125.93 ea	5700 lbs	13 lbs
g10-3810ssg	3/8" x 10' black Chain w/grab hook on one end, sling on other	\$179.11 ea	\$151.23 ea	8800 lbs	18 lbs
g10-1210ssg	1/2" x 10' black Chain w/grab hook on one end, sling on other	\$305.33ea	\$268.81 ea	15,000 lbs	32 lbs
g10-5810ssg	5/8" x 10' black Chain w/grab hook on one end, sling on other	\$411.41 ea	\$351.33ea	22,600 lbs	48 lbs

Grade 100 Grabiq Blue Powder Coated Chain Assembly w/Grab Hooks on one end, sling hook on other – 10 ft Chain

Part #	Description	Non Member	Member	WLL	Weight
q10-51610ssg	5/16" x 10' blue Chain w/grab hook on one end, sling on other	\$162.73 ea	\$135.13 ea	5700 lbs	13 lbs
q10-3810ssg	3/8" x 10' blue Chain w/grab hook on one end, sling on other	\$194.29 ea	\$152.32 ea	8800 lbs	18 lbs
q10-1210ssg	1/2" x 10' black Chain w/grab hook on one end, sling on other	\$330.91 ea	\$255.01 ea	15,000 lbs	32 lbs

Grade 100 Chain Assembly with Grab Hooks on one end, sling hook on other end – 15 ft Chain

Part #	Description	Non Member	Member	WLL	Weight
g10-51615ssg	5/16" x 15' black Chain w/grab hook on one end, sling on other	\$185.73 ea	\$154.96 ea	5700 lbs	18 lbs
g10-3815ssg	3/8" x 15' black Chain w/grab hook on one end, sling on other	\$225.11 ea	\$165.03 ea	8800 lbs	26 lbs
g10-1215ssg	1/2" x 15' black Chain w/grab hook on one end, sling on other	\$374.33 ea	\$313.66 ea	15,000 lbs	45 lbs

Grade 100 Grabiq Blue Powder Coated Chain Assembly w/Grab Hooks on one end, sling hook on other – 15 ft Chain

Part #	Description	Non Member	Member	WLL	Weight
q10-51615ssg	5/16" x 15' blue Chain w/grab hook on one end, sling on other	\$205.28 ea	\$169.01 ea	5700 lbs	18 lbs
q10-3815ssg	3/8" x 15' blue Chain w/grab hook on one end, sling on other	\$252.71 ea	\$202.11 ea	8800 lbs	26 lbs
q10-1215ssg	1/2" x 15' blue Chain w/grab hook on one end, sling on other	\$404.23 ea	\$344.71 ea	15,000 lbs	45 lbs

Grade 100 Chain Assembly with Grab Hooks on one end, sling hook on other end – 20 ft Chain

Part #	Description	Non Member	Member	WLL	Weight
g10-51620ssg	5/16" x 20' black Chain w/grab hook on one end, sling on other	\$223.68 ea	\$180.49 ea	5700 lbs	23 lbs
g10-3820ssg	3/8" x 20' black Chain w/grab hook on one end, sling on other	\$255.01 ea	\$206.43 ea	8800 lbs	32 lbs
g10-1220ssg	1/2" x 20' black Chain w/grab hook on one end, sling on other	\$439.88 ea	\$372.31 ea	15,000 lbs	58 lbs

Grade 100 Grabiq Blue Powder Coated Chain Assembly w/Grab Hooks on one end, sling hook on other – 20 ft Chain

Part #	Description	Non Member	Member	WLL	Weight
q10-51620ssg	5/16" x 20' blue Chain w/grab hook on one end, sling on other	\$244.66 ea	\$194.93 ea	5700 lbs	23 lbs
q10-3820ssg	3/8" x 20' blue Chain w/grab hook on one end, sling on other	\$282.61 ea	\$223.96 ea	8800 lbs	32 lbs
q10-1220ssg	1/2" x 20' blue Chain w/grab hook on one end, sling on other	\$480.41 ea	\$432.98 ea	15,000 lbs	58 lbs

Grade 100 Winching Chains with Chain Clutch



Part #	Description	Non Member	Member	WLL	Weight
#g10-12v8sc	1/2" x 8'	\$445.95 ea	\$371.75ea	26,000 lbs @ 60 degrees	48 lbs
#g10-12v12sc	1/2" x 12'	\$491.50 ea	\$409.50 ea	26,000 lbs @ 60 degrees	58 lbs
#g10-38v8sc	3/8" x 8'	\$241.95 ea	\$207.75 ea	15,200 lbs @ 60 degrees	45 lbs
#g10-38v12sc	3/8" x 12'	\$278.75 ea	\$239.50 ea	15,200 lbs @ 60 degrees	55 lbs

Grade 100 Winching Chains with Chain Clutch made with **Hi Viz Chain**

Part #	Description	Non Member	Member	WLL	Weight
#h10-12v8sc	Hi Viz 1/2" x 8'	\$529.69 ea	\$446.04 ea	26,000 lbs @ 60 degrees	48 lbs
#h10-12v12sc	Hi Viz 1/2" x 12'	\$587.01 ea	\$493.24 ea	26,000 lbs @ 60 degrees	58 lbs

Grade 100 - Chains with Clevis Pin Chain Shortening Clutch One End Only

Description	Non Member	Member	WLL
3/8" x 8' Chain w/one chain clutch	\$171.36 ea	\$143.51 ea	8800 lbs @ 90 degrees
3/8" x 12' Chain w/one chain clutch	\$211.44 ea	\$173.40 ea	8800 lbs @ 90 degrees
1/2" x 8' Chain w/one chain clutch	\$259.85 ea	\$213.06 ea	15,000 lbs @ 90 degrees
1/2" x 12' Chain w/one chain clutch	\$323.25 ea	\$265.05 ea	15,000 lbs @ 90 degrees
5/8" x 8' Chain w/one chain clutch	\$331.46 ea	\$276.53 ea	22,600 lbs @ 90 degrees
5/8" x 12' Chain w/one chain clutch	\$413.93 ea	\$339.49 ea	22,600 lbs @ 90 degrees



Grade 100 Hi Viz - Chains with Clevis Pin Shortening Chain Chain Clutch One

Description	Non Member	Member	WLL
3/8" x 8' Hi Viz Chain w/one chain clutch	\$182.79 ea	\$154.96 ea	8800 lbs @ 90 degrees
3/8" x 12' Hi Viz Chain w/one chain clutch	\$222.81 ea	\$183.43 ea	8800 lbs @ 90 degrees
1/2" x 8' Hi Viz Chain w/one chain clutch	\$270.19 ea	\$223.96 ea	15,000 lbs @ 90 degrees
1/2" x 12' Hi Viz Chain w/one chain clutch	\$334.36 ea	\$274.46 ea	15,000 lbs @ 90 degrees
5/8" x 8' Hi Viz Chain w/one chain clutch	\$342.13 ea	\$286.93 ea	22,600 lbs @ 90 degrees
5/8" x 12' Hi Viz Chain w/one chain clutch	\$425.44 ea	\$351.33ea	22,600 lbs @ 90 degrees

Grade 100 Oblong Ring with 2 Short Legs and Grab Hook on Each Leg



Part #	Description	Non Member	Member	WLL	Weight
#g10-38V1	3/8" x 1' Chain	\$196.20 ea	\$159.71 ea	15,200 lbs @ 60 degrees	12 lbs
#g10-12V1	1/2" x 1' Chain	\$350.84 ea	\$281.92 ea	26,000 lbs @ 60 degrees	22 lbs
#g10-58v1	5/8" x 1' Chain	\$536.30 ea	\$430.62 ea	39,100 lbs @ 60 degrees	34 lbs

Grade 100 Oblong Ring with 2 Short Legs and Chain Clutch on Each Leg



Part #	Description	Non Member	Member	WLL	Weight
#g10-38V1SC	3/8" x 1' Chain	\$299.07 ea	\$241.24 ea	15,200 lbs @ 60 degrees	12 lbs
#g10-12V1SC	1/2" x 1' Chain	\$469.67 ea	\$377.42ea	26,000 lbs @ 60 degrees	22 lbs
#g10-58V1SC	5/8" x 1' Chain	\$574.25 ea	\$474.29 ea	39,100 lbs @ 60 degrees	34 lbs

Grade 100 Hi-Viz Chain

Part #	Description	Non Member	Member	WLL	Weight
#h10-38V1SC	3/8" x 1' Hi Viz Chain	\$308.78ea	\$246.68 ea	15,200 lbs @60 degrees	12 lbs
#h10-12V1SC	1/2" x 1' Hi Viz Chain	\$478.98 ea	\$386.62 ea	26,000 lbs @ 60 degrees	22 lbs
#h10-58V1SC	5/8" x 1' Hi Viz Chain	\$583.45ea	\$483.49 ea	39,100 lbs @ 60 degrees	34 lbs

Grade 100 – Front Axle Chain with Omega Link



Part #	Description	Non Member	Member	WLL
#g10-fa5166	5'16" x 6'	\$98.84 ea	\$77.82 ea	5700 lbs
#g10-fa5168	5'16" x 8'	\$117.01 ea	\$96.31 ea	5700 lbs
#g10-fa386	3'8" x 6'	\$132.83 ea	\$113.02 ea	8800 lbs
#g10-fa388	3'8" x 8'	\$151.74 ea	\$128.74 ea	8800 lbs

Ratchet Chain Load Binders

Domestic Ratchets

Part #	Description	Non Member	Member	WLL	Weight
#11-RTL-4	Fits 5/16" – 3/8" chain	\$90.34 ea	\$75.28 ea	8800 lbs	13 lbs
#11-RTL-12	Fits 3/8" – 1/2" chain	\$97.91 ea	\$81.59 ea	15,000 lbs	14 lbs
#11-RTL-8	Fits 1/2" – 5/8" chain	\$120.50 ea	\$100.42 ea	16,000 lbs	16 lbs
#11-RTL-9	Fits 3/4" – 5/8" chain	\$206.16 ea	\$171.80 ea	18,100 lbs	31 lbs



Import Ratchets

Part #	Description	Non Member	Member	WLL	Weight
#11-RTL-14	Fits 3/16" – 1/4" chain	\$28.27 ea	\$23.55 ea	2600 lbs	4 lbs
#11-RTL-3	Fits 5/16" – 3/8" chain	\$41.39 ea	\$34.48 ea	6600 lbs	11 lbs
#11-RTL-1	Fits 3/8" – 1/2" chain	\$48.86 ea	\$40.72 ea	9200 lbs	12 lbs
#11-RTL-2	Fits 1/2" – 5/8" chain	\$59.20 ea	\$49.34 ea	13,000 lbs	16 lbs

Complete Axle Chains

Makes chaining up rear axle on a heavy duty tow easier!

#N711-AC3S 5/16" x 3' Chain provides an 8"

J hook on one end of grab & slip hook on other end This the is the version Wes created and it works better because the sling hook will grab double Frames fifth wheel plate assemblies, etc.
4700 lbs WLL

\$56.63 ea Non Member

\$48.87 ea Member

#N711-AC3 5/16" x 3' Chain provides an 8"

J Hook on one end & 2 standard grab hooks on the other end. 4700 lbs WLL

\$54.33 ea Non Member

\$46.89 ea Member



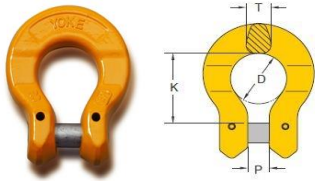
Quick Binder Plus



Part #	Description	Non Member	Member	WLL	Weight
#11-qbdr7100	5/16" – 3/8"	\$70.16 ea	\$61.02 ea	7100 lbs	12 lbs
#11-qbdr12	3/8" – 1/2"	\$90.83 ea	\$75.70 ea	12,000 lbs	14 lbs
#11-qbdr18	1/2" – 5/8"	\$153.23 ea	\$127.68 ea	18,000 lbs	18 lbs

Grade 100 Front Axle Chain with Omega Link & Quick Binder Packages

Part #	Description	Non Member	Member
#g10-fa386kit	(2) 6' x 3/8" front axle chain w/omega link & (1) quick binder	\$331.63 ea	\$276.36 ea
#g10-fa388kit	(2) 8' x 3/8" front axle chain w/omega link & (1) quick binder	\$383.07 ea	\$312.37 ea
#g10-fa126kit	(2) 6' x 1/2" front axle chain w/omega link & (1) quick binder	\$551.51 ea	\$459.89 ea



Grade 80 Omega

Part #	Description	WLL	Weight	K	D	T	P	Non Member	Member
g8-149-516	gr 80 5/16" chain	4500 lbs	0.44 lbs	1.42	1.06	0.44	0.35	\$13.41 ea	\$11.18 ea
g8-149-38	gr 80 3/8" chain	7100 lbs	1 lb	1.73	1.26	0.59	0.47	\$23.87 ea	\$19.89 ea
g8-149-12	gr 80 1/2" chain <i>*(Backorder)</i>	12,000 lbs	2 lbs	2.17	1.65	0.67	0.62	\$35.38 ea	\$29.48 ea
g8-149-58	gr 80 5/8" chain	18,100 lbs	4 lbs	2.72	1.96	0.89	0.71	\$48.70 ea	\$40.59 ea
g8-149-34	gr 80 3/4" Chain	28,300 lbs	5 lbs	3.15	2.28	1.08	0.85	\$71.94 ea	\$64.55 ea

Under Reach Chain Binder



#11-URLB 5/16" – 3/8" Chain WLL 6600 18 lbs

\$108.05 ea Non Member or \$90.05 ea Member

Sea Container Drag Chain

Chain loading bridle for sea containers. Our sea container loading bridle is a safe and secure method of loading containers. Made with dedicated pulling hooks that lock into either the forward or side eye of a sea container for secure attachment and built in shortening hooks for easy adjustment. **Note: Not for overhead lifting**



Available in 2 Sizes:

#g10-38DC 3/8" x 5' Chain WLL 8800 lbs @ 30 degrees 29 lbs

\$343.45 ea Non Member or \$255.62 ea Member

#g10-12DC 1/2" x 5' Chain WLL 15,000 lbs 46 lbs

\$471.18 ea Non Member or \$424.09 ea Member

BA Products Container Eye Link

Same time and effort when switching from a traditional hookup on shipping containers to BA Products' time saving hookup featuring standard or web sling container eye link. The container eye link is intended to be used in the corner eyes of shipping containers as an attachment point for rigging to assist in up righting overturned containers. By using a shoulder bolt, nut and in, it becomes a terminal connection.

Standard Container Eye Link



#CL-1034

35,300 lbs WLL

\$105.83 ea Non Member or

\$93.78 ea Member

Web Sling Container Eye Link



#CL-7034

35,300 lbs WLL

\$198.01 ea Non Member or

\$175.21 ea Member

Redi-Jack Auto Positioning Dolly

Redi-jack auto positioning dolly from BA Products makes it easy to move disabled vehicles and wrecks into position simply and easily. Available in both left and right hand units

- 1,600 lbs maximum lb capacity per unit (up to 6,400 lbs with 4 units)
- 36" maximum tire height
- 13" maximum tire width
- 2 heavy duty 4" casters helps Redi-jack roll smoothly
- For effective use a minimum of 2 units are required



#J-1 Redi-jack Right Hand Auto Positioning Dolly or

#J-1LH Redi-jack Left Hand Auto Positioning Dolly

\$347.04 ea Non Member or \$289.20 ea Member

Standard Grade 100 Heavy Duty Chain Kit

CRADLE TYPE INTEGRATED CHAIN POCKETS PERMIT SHORTENING OR CREATING LEG LOOPS FOR EACH LEG WITH NO REDUCTION IN WORKING LOAD LIMIT.

Domestic Grade 100 Heavy Duty Chain Kit. All chain is powder coated , which protects the raw steel from the weather without any reduction of working load limit. All grab hooks are cradle type attached with a clevis pin. For 5/16 & 5/8 Chain assemblies the grab hooks are Yoke brand.

The chain kit contains the following:

- (2) 5/16" x 10' Chain with cradle grab hooks on each end
- (2) 5/16" x 20' Chain with cradle grab hooks on each end
- (2) 3/8" x 10' Chain with cradle grab hooks on each end
- (2) 3/8" x 20' Chain with cradle grab hooks on each end
- (2) 1/2" x 10' Chain with cradle grab hooks on each end
- (2) 1/2" x 20' Chain with cradle grab hooks on each end
- (2) 5/8" x 10' Chain with cradle grab hooks on each end

2) Q10-12FH1 with 3 Foot of chain and oversized oblong
Regular Price \$4961.61 plus Shipping. Inventory reduction Price

\$3969.50 *Plus Shipping. Business addresses with loading dock or forklift**



This is not actual picture of the package you will receive. See contents on the left.

*** Call 910 747 9000 or email sales@americantowingandrecoveryinstitute.org

Ultimate Grade 100 Heavy Duty Chain Kit

Domestic Grade 100 Heavy Duty Chain Kit. All chain is powder coated , which protects the raw steel from the weather without any reduction of working load limit. All grab hooks are cradle type attached with a clevis pin. For 5/16 & 5/8 Chain assemblies the grab hooks are Yoke brand.

The chain kit contains the following:

- (2) 9/32" x 10' Chain with cradle grab hooks on each end

CRADLE TYPE INTEGRATED CHAIN POCKETS PERMIT SHORTENING OR CREATING LEG LOOPS FOR EACH LEG WITH NO REDUCTION IN WORKING LOAD LIMIT.

- (2) 9/32" x 20' Chain with cradle grab hooks on each end
- (2) 5/16" x 10' Chain with cradle grab hooks on each end
- (2) 5/16" x 20' Chain with cradle grab hooks on each end
- (2) 3/8" x 10' Chain with cradle grab hooks on each end
- (2) 3/8" x 20' Chain with cradle grab hooks on each end
- (2) 1/2" x 10' Chain with cradle grab hooks on each end
- (2) 1/2" x 20' Chain with cradle grab hooks on each end
- (2) 5/8" x 10' Chain with cradle grab hooks on each end

2) Q10-12FH1 with 3 Foot of chain and oversized oblong

2) Q10-58FH1 with short chain and oversized oblong



This is not actual picture of the package you will receive. See contents on the left.

Regular Price \$6340.75 plus Shipping. Inventory reduction Price

\$5425.50 *Plus Shipping. *** Business addresses with loading dock or forklift**

Call 910 747 9000 or email sales@americantowingandrecoveryinstitute.org.

Hi-Viz Chain Assemblies

Weather Resistant – With a powder coat finish your job will be kept safe & secure. High visibility for safety

G100 Hi-Viz Yellow Chain with Twist Lock Non Cradle Grab Hooks on Each End



Part #	Size	Price	Member Price	Weight	WLL
H10-3810NTL	3/8" x 10'	\$191.48 ea	\$160.52 ea	19 lbs	8800 lbs
H10-3815NTL	3/8" x 15'	\$233.92 ea	\$196.10 ea	28 lbs	8800 lbs
H10-3820NTL	3/8" x 20'	\$276.35 ea	\$231.67 ea	32 lbs	8800 lbs
H10-1210NTL	1/2" x 10'	\$311.06 ea	\$260.77 ea	34 lbs	15,000 lbs
H10-1215NTL	1/2" x 15'	\$374.36 ea	\$272.90 ea	48 lbs	15,000 lbs
H10-1220NTL	1/2" x 20'	\$437.67 ea	\$366.91 ea	61 lbs	15,000 lbs



G100 Hi-Viz Yellow Chain with Twist Lock Cradle Grab Hooks on Each End



Part #	Size	Price	Member Price	Weight	WLL
H10-3810TL	3/8" x 10'	\$191.48 ea	\$160.52 ea	19 lbs	8800 lbs
H10-3815TL	3/8" x 15'	\$233.92 ea	\$196.10 ea	28 lbs	8800 lbs
H10-3820TL	3/8" x 20'	\$276.35 ea	\$231.67 ea	32 lbs	8800 lbs
H10-1210TL	1/2" x 10'	\$311.06 ea	\$260.77 ea	34 lbs	15,000 lbs
H10-1215TL	1/2" x 15'	\$374.36 ea	\$272.90 ea	48 lbs	15,000 lbs
H10-1220TL	1/2" x 20'	\$437.67 ea	\$366.91 ea	61 lbs	15,000 lbs



G100 Hi-Viz Yellow Chain with Non Cradle Grab Hooks on Each End



Part #	Size	Price	Member Price	Weight	WLL
H10-3810NCG	3/8" x 10'	\$191.48 ea	\$160.52 ea	19 lbs	8800 lbs
H10-3815NCG	3/8" x 15'	\$233.92 ea	\$196.10 ea	26 lbs	8800 lbs
H10-3820NCG	3/8" x 20'	\$276.35 ea	\$231.67 ea	31 lbs	8800 lbs
H10-1210NCG	1/2" x 10'	\$311.06 ea	\$260.77 ea	33 lbs	15,000 lbs
H10-1215NCG	1/2" x 15'	\$374.36 ea	\$272.90 ea	44 lbs	15,000 lbs
H10-1220NCG	1/2" x 20'	\$437.67 ea	\$366.91 ea	58 lbs	15,000 lbs



G100 Hi-Viz Yellow Chain with Cradle Grab Hooks on Each End



Part #	Size	Price	Member Price	Weight	WLL
H10-3810SGG	3/8" x 10'	\$191.48 ea	\$160.52 ea	18 lbs	8800 lbs
H10-3815SGG	3/8" x 15'	\$233.92 ea	\$196.10 ea	25 lbs	8800 lbs
H10-3820SGG	3/8" x 20'	\$276.35 ea	\$231.67 ea	32 lbs	8800 lbs
H10-1210SGG	1/2" x 10'	\$311.06 ea	\$260.77 ea	32 lbs	15,000 lbs
H10-1215SGG	1/2" x 15'	\$374.36 ea	\$272.90 ea	44 lbs	15,000 lbs
H10-1220SGD	1/2" x 20'	\$437.67 ea	\$366.91 ea	58 lbs	15,000 lbs



NEVER!!!

Exceed Working Load Limit, Death or Injury Can Occur!

BA Products has always advertised the working load limits of their wire rope assemblies at a 5:1 ratio. This is the standard for overhead lifting wire rope. However, there is a national SAEJ standard that specifies a ratio specific to towing and recovery procedures for wire rope: SAEJ959. This code states that a ratio of 3.55:1 is to be used for all wire rope used on a towing and or a recovery unit. Below are the updated Working Load Limits for this 3.55:1 ratio.

All wire rope is 6 x 25 Extra Improved Plow Steel (EIPS) unless noted		
B/A Wire Type	Prior WLL (5:1)	Updated WLL (3.55:1)
3/8" PS Series Fiber Core	2,680 lbs.	3,780 lbs.
3/8" SC Series Steel Core	3,020 lbs.	4,250 lbs.
3/8" GC (7x19 Galvanized Aircraft Cable)	2,880 lbs.	4,050 lbs.
7/16" PS Series Fiber Core	3,640 lbs.	5,120 lbs.
7/16" SC Series Steel Core	4,080 lbs.	5,740 lbs.
1/2" PS Series Fiber Core	4,720 lbs.	6,650 lbs.
1/2" SC Series Steel Core	5,320 lbs.	7,490 lbs.
9/16" PS Series Fiber Core	5,400 lbs.	8,390 lbs.
9/16" SC Series Steel Core	5,800 lbs.	9,520 lbs.
5/8" PS Series Fiber Core	7,360 lbs.	10,360 lbs.
5/8" SC Series Steel Core	8,240 lbs.	11,600 lbs.
3/4" SC Series Steel Core (6x37 Class)	10,240 lbs.	16,560 lbs.



Industry Standard Cable Assemblies - 3/8" Cable Assemblies

Fiber Core - WLL 3780 lbs @ 3.55:1 & Minimum Breaking Strength 13,420 lbs



Swivel Hook



Swivel Self Locking

Part #	Size	Hook Type	Non Member	Member	Weight
#4-38PS35S	3/8" x 35'	Swivel Hook	\$60.89 ea	\$51.04 ea	13 lbs
#4-38PS35LH	3/8" x 35'	Swivel Self Locking Hook	\$79.48 ea	\$66.63 ea	13 lbs
#4-38PS50S	3/8" x 50'	Swivel Hook	\$67.85 ea	\$56.88 ea	16 lbs
#4-38PS50LH	3/8" x 50'	Swivel Self Locking Hook	\$85.65 ea	\$71.81 ea	16 lbs
#4-38PS75S	3/8" x 75'	Swivel Hook	\$83.43 ea	\$69.94 ea	21 lbs
#4-38PS75LH	3/8" x 75'	Swivel Self Locking Hook	\$101.24 ea	\$84.87 ea	21 lbs
#4-38PS100S	3/8" x 100'	Swivel Hook	\$110.00 ea	\$92.22 ea	27 lbs
#4-38PS100LH	3/8" x 100'	Swivel Self Locking Hook	\$127.89 ea	\$107.21 ea	27 lbs
#4-38PS125S	3/8" x 125'	Swivel Hook	\$126.44 ea	\$105.99 ea	32 lbs
#4-38PS125LH	3/8" x 125'	Swivel Self Locking Hook	\$144.93 ea	\$120.99 ea	32 lbs
#4-38PS150S	3/8" x 150'	Swivel Hook	\$138.81 ea	\$116.37 ea	38 lbs
#4-38PS150LH	3/8" x 150'	Swivel Self Locking Hook	\$156.70 ea	\$131.36 ea	38 lbs

All assemblies feature swaged eye with thimble. Every hook comes with a latch kit. You can choose between steel or fiber core cables and swivel alloy hook or swivel self locking hook.

Steel Core - WLL 4250 lbs @ 3.55:1 & Minimum Breaking Strength 15,100 lbs



Swivel Hook



Swivel Self Locking Hook

Part #	Size	Hook Type	Non Member	Member	Weight
#4-38SC35S	3/8" x 35'	Swivel Hook	\$63.04 ea	\$52.85 ea	14 lbs
#4-38SC35LH	3/8" x 35'	Swivel Self Locking Hook	\$81.45 ea	\$68.28 ea	14 lbs
#4-38SC50S	3/8" x 50'	Swivel Hook	\$67.85 ea	\$56.88 ea	18 lbs
#4-38SC50LH	3/8" x 50'	Swivel Self Locking Hook	\$85.49 ea	\$71.67 ea	18 lbs
#4-38SC75S	3/8" x 75'	Swivel Hook	\$88.16 ea	\$73.91 ea	22 lbs
#4-38SC75LH	3/8" x 75'	Swivel Self Locking Hook	\$105.79 ea	\$88.69 ea	22 lbs
#4-38SC100S	3/8" x 100'	Swivel Hook	\$110.20 ea	\$92.22 ea	30 lbs
#4-38SC100LH	3/8" x 100'	Swivel Self Locking Hook	\$127.89 ea	\$107.21 ea	30 lbs
#4-38SC125S	3/8" x 125'	Swivel Hook	\$130.13 ea	\$109.09 ea	36 lbs
#4-38SC125LH	3/8" x 125'	Swivel Self Locking Hook	\$147.93 ea	\$124.01 ea	36 lbs
#4-38SC150S	3/8" x 150'	Swivel Hook	\$150.60 ea	\$126.25 ea	43 lbs
#4-38SC150LOH	3/8" x 150'	Swivel Self Locking Hook	\$168.32 ea	\$141.11 ea	43 lbs

Industry Standard Cable Assemblies – 7/16” Cable Assemblies

Fiber Core - WLL 5,120 lbs @ 3.55:1 & Minimum Breaking Strength 18,200 lbs



Swivel Hook



Swivel Self Locking

Part #	Size	Hook Type	Non Member	Member	Weight
4-716PS50S	7/16" x 50'	Swivel Hook	\$82.73 ea	\$69.36 ea	20 lbs
4-716PS50LH	7/16" x 50'	Swivel Self Locking Hook	\$115.50 ea	\$96.82 ea	20 lbs
4-716PS75S	7/16" x 75'	Swivel Hook	\$104.16 ea	\$87.32 ea	28 lbs
4-716PS75LH	7/16" x 75'	Swivel Self Locking Hook	\$137.01 ea	\$114.86 ea	28 lbs
4-716PS100S	7/16" x 100'	Swivel Hook	\$130.56 ea	\$109.45 ea	37 lbs
4-716PS100LH	7/16" x 100'	Swivel Self Locking Hook	\$163.33 ea	\$136.92 ea	37 lbs
4-716PS125S	7/16" x 125'	Swivel Hook	\$158.17 ea	\$132.59 ea	45 lbs
4-716PS125LH	7/16" x 125'	Swivel Self Locking Hook	\$191.01 ea	\$160.13 ea	45 lbs
4-716PS150S	7/16" x 150'	Swivel Hook	\$176.74 ea	\$148.16 ea	54 lbs
4-716PS150LH	7/16" x 150'	Swivel Self Locking Hook	\$209.60 ea	\$175.71 ea	54 lbs

All assemblies feature swaged eye with thimble. Every hook comes with a latch kit. You can choose between steel or fiber core cables and swivel alloy hook or swivel self locking hook.

Steel Core - WLL 5,740 lbs @ 3.55:1 & Minimum Breaking Strength 20,400 lbs



Swivel Hook



Swivel Self Locking Hook

Part #	Size	Hook Type	Non Member	Member	Weight
4-716SC50S	7/16" x 50'	Swivel Hook	\$89.36 ea	\$74.91 ea	24 lbs
4-716SC50LH	7/16" x 50'	Swivel Self Locking Hook	\$122.21 ea	\$102.45 ea	24 lbs
4-716SC75S	7/16" x 75'	Swivel Hook	\$108.72 ea	\$91.14 ea	34 lbs
4-716SC75LH	7/16" x 75'	Swivel Self Locking Hook	\$141.40 ea	\$118.54 ea	34 lbs
4-716SC100S	7/16" x 100'	Swivel Hook	\$136.41 ea	\$114.35 ea	42 lbs
4-716SC100LH	7/16" x 100'	Swivel Self Locking Hook	\$168.72 ea	\$141.82 ea	42 lbs
4-716SC125S	7/16" x 125'	Swivel Hook	\$164.45 ea	\$137.86 ea	52 lbs
4-716SC125LH	7/16" x 125'	Swivel Self Locking Hook	\$197.29 ea	\$165.40 ea	52 lbs
4-716SC150S	7/16" x 150'	Swivel Hook	\$192.22 ea	\$161.14 ea	62 lbs
4-716SC150LH	7/16" x 150'	Swivel Self Locking Hook	\$224.90 ea	\$188.54 ea	62 lbs

Industry Standard Cable Assemblies – 1/2" Cable Assemblies


Fiber Core - WLL 6,650 lbs @ 3.55:1 & Minimum Breaking Strength 23,600 lbs



Part #	Size	Hook Type	Non Member	Member	Weight
4-12PS50S	1/2" x 50'	Swivel Hook	\$121.69 ea	\$102.02 ea	27 lbs
4-12PS50LH	1/2" x 50'	Swivel Self Locking Hook	\$205.83 ea	\$172.55 ea	27 lbs
4-12PS75S	1/2" x 75'	Swivel Hook	\$153.44 ea	\$128.63 ea	39 lbs
4-12PS75LH	1/2" x 75'	Swivel Self Locking Hook	\$221.08 ea	\$185.63 ea	39 lbs
4-12PS100S	1/2" x 100'	Swivel Hook	\$185.42 ea	\$155.44 ea	51 lbs
4-12PS100LH	1/2" x 100'	Swivel Self Locking Hook	\$250.97 ea	\$210.39 ea	51 lbs
4-12PS150S	1/2" x 150'	Swivel Hook	\$249.41 ea	\$209.09 ea	63 lbs
4-12PS150LH	1/2" x 150'	Swivel Self Locking Hook	\$315.03 ea	\$264.10 ea	63 lbs
4-12PS200S	1/2" x 200'	Swivel Hook	\$309.56 ea	\$262.65 ea	86 lbs
4-12PS200LH	1/2" x 200'	Swivel Self Locking Hook	\$374.06 ea	\$317.38 ea	86 lbs

All assemblies feature swaged eye with thimble. Every hook comes with a latch kit. You can choose between steel or fiber core cables and swivel alloy hook or swivel self locking hook.

Steel Core - WLL 7,490 lbs @ 3.55:1 & Minimum Breaking Strength 26,600 lbs



Part #	Size	Hook Type	Non Member	Member	Weight
4-12SC50S	1/2" x 50'	Swivel Hook	\$133.40 ea	\$111.83 ea	31 lbs
4-12SC50LH	1/2" x 50'	Swivel Self Locking Hook	\$211.08 ea	\$176.89 ea	31 lbs
4-12SC75S	1/2" x 75'	Swivel Hook	\$165.38 ea	\$138.64 ea	40 lbs
4-12SC75LH	1/2" x 75'	Swivel Self Locking Hook	\$230.84 ea	\$193.52 ea	40 lbs
4-12SC100S	1/2" x 100'	Swivel Hook	\$200.05 ea	\$167.71 ea	59 lbs
4-12SC100LH	1/2" x 100'	Swivel Self Locking Hook	\$265.58 ea	\$222.64 ea	59 lbs
4-12SC150S	1/2" x 150'	Swivel Hook	\$280.38 ea	\$235.05 ea	69 lbs
4-12SC150LH	1/2" x 150'	Swivel Self Locking Hook	\$346.09 ea	\$290.14 ea	69 lbs
4-12SC200S	1/2" x 200'	Swivel Hook	\$345.16 ea	\$292.87 ea	100 lbs
4-12SC200LH	1/2" x 200'	Swivel Self Locking Hook	\$410.09 ea	\$247.96 ea	100 lbs

Industry Standard Cable Assemblies – 9/16” Cable Assemblies

Fiber Core - WLL 8,390 lbs @ 3.55:1 & Minimum Breaking Strength 29,800 lbs



Swivel Hook



Swivel Self Locking

Part #	Size	Hook Type	Non Member	Member	Weight
4-916PS75S	9/16" x 75'	Swivel Hook	\$205.89 ea	\$172.61 ea	52 lbs
4-916PS75LH	9/16" x 75'	Swivel Self Locking Hook	\$255.44 ea	\$214.14 ea	52 lbs
4-916PS100S	9/16" x 100'	Swivel Hook	\$244.10 ea	\$204.55 ea	62 lbs
4-916PS100LH	9/16" x 100'	Swivel Self Locking Hook	\$293.54 ea	\$246.08 ea	62 lbs
4-916PS150S	9/16" x 150'	Swivel Hook	\$323.55 ea	\$271.24 ea	87 lbs
4-916PS175S	9/16" x 175'	Swivel Hook	\$352.62 ea	\$295.61 ea	98 lbs
4-916PS200S	9/16" x 200'	Swivel Hook	\$403.01 ea	\$337.86 ea	113 lbs
4-916PS200LH	9/16" x 200'	Swivel Self Locking Hook	\$452.39 ea	\$379.25 ea	113 lbs

All assemblies feature swaged eye with thimble. Every hook comes with a latch kit. You can choose between steel or fiber core cables and swivel alloy hook or swivel self locking hook.

Steel Core - WLL 9,520 lbs @ 3.55:1 & Minimum Breaking Strength 33,800 lbs



Swivel Hook



Swivel Self Locking Hook

Part #	Size	Hook Type	Non Member	Member	Weight
4-916SC100S	9/16" x 100'	Swivel Hook	\$258.37 ea	\$216.59 ea	70 lbs
4-916SC100LH	9/16" x 100'	Swivel Self Locking Hook	\$131.64 ea	\$262.95 ea	70 lbs
4-916SC150S	9/16" x 150'	Swivel Hook	\$340.93 ea	\$285.81 ea	96 lbs
4-916SC150LH	9/16" x 150'	Swivel Self Locking Hook	\$390.11 ea	\$327.04 ea	96 lbs
4-916SC200S	9/16" x 200'	Swivel Hook	\$421.42 ea	\$353.29 ea	127 lbs
4-916SC200LH	9/16" x 200'	Swivel Self Locking Hook	\$470.54 ea	\$394.46 ea	127 lbs
4-916SC250S	9/16" x 250'	Swivel Hook	\$505.46 ea	\$423.74 ea	175 lbs

Industry Standard Cable Assemblies – 5/8” Cable Assemblies

Fiber Core - WLL 10,360 lbs @ 3.55:1 & Minimum Breaking Strength 36,800 lbs



Part #	Size	Hook Type	Non Member	Member	Weight
4-58PS75S	5/8" x 75'	Swivel Hook	\$241.93 ea	\$202.82 ea	58 lbs
4-58PS75LH	5/8" x 75'	Swivel Self Locking Hook	\$290.10 ea	\$243.19 ea	58 lbs
4-58PS100S	5/8" x 100'	Swivel Hook	\$292.67 ea	\$245.35 ea	70 lbs
4-58PS100LH	5/8" x 100'	Swivel Self Locking Hook	\$340.75 ea	\$285.66 ea	70 lbs
4-58PS150S	5/8" x 150'	Swivel Hook	\$383.15 ea	\$321.20 ea	96 lbs
4-58PS200S	5/8" x 200'	Swivel Hook	\$479.91 ea	\$402.32 ea	126 lbs
4-58PS200LH	5/8" x 200'	Swivel Self Locking Hook	\$528.15 ea	\$442.76 ea	126 lbs
4-58PS250S	5/8" x 250'	Swivel Hook	\$575.80 ea	\$482.71 ea	171 lbs

All assemblies feature swaged eye with thimble. Every hook comes with a latch kit. You can choose between steel or fiber core cables and straight alloy hook, swivel alloy hook or swivel self locking hook.

Steel Core - WLL 11,600 lbs @ 3.55:1 & Minimum Breaking Strength 41,200 lbs



Part #	Size	Hook Type	Non Member	Member	Weight
4-58SC75S	5/8" x 75'	Swivel Hook	\$261.72 ea	\$222.20 ea	65 lbs
4-58SC75LH	5/8" x 75'	Swivel Self Locking Hook	\$309.31 ea	\$262.44 ea	65 lbs
4-58SC100S	5/8" x 100'	Swivel Hook	\$308.60 ea	\$258.26 ea	88 lbs
4-58SC100LH	5/8" x 100'	Swivel Self Locking Hook	\$361.96 ea	\$298.63 ea	88 lbs
4-58SC150S	5/8" x 150'	Swivel Hook	\$405.75 ea	\$310.75 ea	123 lbs
4-58SC150LH	5/8" x 150'	Swivel Self Locking Hook	\$400.20 ea	\$384.72 ea	123 lbs
4-58SC200S	5/8" x 200'	Swivel Hook	\$519.12 ea	\$435.19 ea	157 lbs
4-58SC200LH	5/8" x 200'	Swivel Self Locking Hook	\$567.55 ea	\$475.79 ea	157 lbs
4-58SC250S	5/8" x 250'	Swivel Hook	\$625.77 ea	\$524.59 ea	182 lbs
4-58SC250LH	5/8" x 250'	Swivel Self Locking Hook	\$674.11 ea	\$565.12 ea	182 lbs

Heavy Duty Top Shelf Winch Line Assemblies with Yoke Hook

The following assemblies are made from 6 x 37 steel core extra improved plow steel which provides a working load limit of 16,560 lbs which used with the towing industry's standard 3.5 to 1 design factor. Top of the line domestic hooks & thimbles are used on these assemblies.

Part #	Size	Hook Type	Non Member	Member	Weight	Working Load Limit
4-34EI200S	3/4" x 200'	Swivel Hook	\$726.87 ea	\$609.35 ea	299 lbs	16,560 lbs
4-34EI200LH	3/4" x 200'	Swivel Self Locking Hook	\$889.46 ea	\$745.65 ea	310 lbs	16,560 lbs
4-34EI250S	3/4" x 250'	Swivel Hook	\$851.10 ea	\$713.50 ea	431 lbs	16,560 lbs
4-34EI250LH	3/4" x 250'	Swivel Self Locking Hook	\$1022.69 ea	\$857.35 ea	442 lbs	16,560 lbs

Other cable assemblies with different hook combinations and lengths are available upon request. Give us a call for special orders (910) 747-9000 or email sales@americantowingandrecoveryinstitute.org

Gunnebo Johnson Wedge Sockets for Cable Repair



Part #	Size	Non Member	Member	Weight
4-38WS	Fits 3/8" Chain	\$141.92 ea	\$118.97 ea	4 lbs
4-716WS	Fits 7/16" Chain	\$141.92 ea	\$118.97 ea	4 lbs
4-12WS	Fits 1/2" Chain	\$141.92 ea	\$118.97 ea	4 lbs
4-58WS	Fits 5/8" Chain	\$197.06 ea	\$167.20 ea	9 lbs
4-34WS	Fits 3/4" Chain	\$229.00 ea	\$204.57 ea	10 lbs

Created to be used for field repairs of broken or damaged wire rope. If your rope needs to be re spliced while on the job you can pass the wire rope around the wedge and pass it thru the socket creating a tight fit around the wire rope. Be sure to leave enough wire rope on the "dead end" to use the recommended three wire clamps to secure.

Synthetic Plasma Winch Lines - Made in USA

Plasma synthetic lines are extremely tight and will NOT remain flat, the line will stay round on the drum. All-Grip Plasma Winch Lines have a self-locking swivel hook attached and uses a special process, High Performance Modulus Polyethylene (HMPE) that delivers super light and super strong fibers by a patented recrystallization process and this process makes the fibers run like fiber rope...

Load Limits – (3.55:1) Design Factor per as per ASME/ASTM B30.5, formerly SAEJ959

Features:

- ✓ 3/8" diameter with a Min. Break Strength (MBS) of 17,500 lbs
- ✓ 7/16" diameter with a Min. Break Strength (MBS) of 21,000 lbs
- ✓ High strength
- ✓ Low stretch
- ✓ Low creep
- ✓ High melting point
- ✓ Self-locking hook provided
- ✓ Plasma processed
- ✓ Made in the USA



Part #	Size	Non Member	Member	Working Load Limit
PWL3850	3/8" x 50'	\$175.50 ea	\$150.00 ea	17,500 lbs
PWL3875	3/8" x 75'	\$215.00 ea	\$195.00 ea	17,500 lbs
PWL38100	3/8" x 100'	\$250.00 ea	\$220.00 ea	17,500 lbs

Snatch Blocks

Skookum Lightweight Snatch Blocks



Part #	Size	Non Member	Member	WLL	Weight
6K-15T10A	10" Sheave Fits 3/4"-7/8" cable	\$1904.58 ea	\$1904.58 \$1596.66 ea	15 tons	44 lbs

- Lightweight – 44 lbs for 15 ton block
- For use with 3/4" – 7/8" wire synthetic rope
- Latch Forged swivel hook comes as standard equipment
- Innovative lightweight hook combines a customer high strength alloy with a low profile design, creating a tremendous weight to strength ratio
 - 4:1 design factor
 - Lightweight composite sheave is made with a material blend that is specifically designed for increased strength and durability
 - Should any marring of the sheave tread occur, the composite material will cause NO abrasion on the wire rope, unlike traditional alloy sheave materials
 - ASME B30.26 Compliant
 - Made in the USA

Skookum Standard Snatch Blocks



Part #	Size	Non Member	Member	WLL	Weight
6S-15T10	fits 3/4 - 7/8" cable	\$1132.50 ea	\$1132.50 \$1001.50 ea	15 ton	62 lbs

2 ton 3" Sheave with Hook N-418

New, unused with signs of shelf life

\$170.00 Non Member \$155.00 Member

**Latch Kit Not Included



4 ton 4.5" Sheave with Hook 418

New, unused with signs of shelf life

\$360.00 Non Member \$310.00 Member



McKissick Evolution Snatch Blocks

Miller Industries



#50005566 Miller Industries McKissick Evolution Snatch Block
8 ton 6 inch 24 lbs

\$1034.56 ea Non Member **\$1013.80 ea Member**

#50005567 Miller Industries McKissick Evolution Snatch Block
12 ton 8 inch 29 lbs

\$1185.75 ea Non Member **\$1099.55 ea Member**

#50005568 Miller Industries McKissick Evolution Snatch Block
15 ton 8 inch 48 lbs

\$1595.00 ea Non Member **\$1440.00 ea Member**

Import Snatch Blocks



Yoke High Quality Import Snatch Blocks with Hook

Part #	Size	Non Member	Member	WLL	Weight
6Y-2T3	Fits 5/16" – 3/8" Cable	\$116.28 ea	\$97.48 ea	2 tons	6 lbs
6Y-4T4	Fits 3/8" – 1/2" Cable	\$213.89 ea	\$179.31 ea	4 tons	13 lbs
6Y-8T6	Fits 5/8" – 3/4" Cable	\$445.59 ea	\$373.55 ea	8 tons	29 lbs
6Y-8T8	Fits 5/8" – 3/4" Cable	\$487.82ea	\$408.95 ea	8 tons	42 lbs



Yoke High Quality Import Snatch Blocks with Chain

Part #	Size	Non Member	Member	WLL	Weight
6Y-2TSW30	Fits 5/16" – 3/8" Cable	\$133.17 ea	\$112.98 ea	2 tons	8 lbs
6Y-4TSW30	Fits 3/8" – 1/2" Cable	\$266.31 ea	\$225.96 ea	4 tons	18 lbs

Import China Snatch Block with Hook



Part #	Size	Non Member	Member	WLL	Weight
6I-2T3	Fits 5/16" – 3/8" Cable	\$43.80 ea	\$34.14 ea	2 tons	6 lbs
6I-3T3	Fits 3/8" – 1/2" Cable	\$63.04 ea	\$52.85 ea	3 tons	6 lbs
6I-4T4	Fits 3/8" – 1/2" Cable	\$74.84 ea	\$65.35 ea	4 tons	14 lbs
6I-8T6	Fits 5/8" – 3/4" Cable	\$136.14 ea	\$114.13 ea	8 tons	27 lbs
6I-8T8	Fits 5/8" – 3/4" Cable	\$172.61 ea	\$144.70 ea	8 tons	37 lbs
6I-15T8	Fits 3/4" – 7/8" Cable	\$263.50 ea	\$219.10 ea	15 tons	57 lbs
6I-15T10	Fits 3/4" – 7/8" Cable	\$349.50 ea	\$290.95 ea	15 tons	76 lbs



Import Snatch Block with Chain & Hook

Part #	Size	Non Member	Member	WLL	Weight
6I-2TSW30	Fits 5/16" – 3/8" Cable	\$65.28 ea	\$54.73 ea	2 tons	9 lbs
6I-4TSW30	Fits 3/8" – 1/2" Cable	\$153.44 ea	\$128.63 ea	4 tons	19 lbs



Import Snatch Block with Shackles

Part #	Size	Non Member	Member	WLL	Weight
6I-SW2T	Fits 5/16" – 3/8" Cable	\$44.37 ea	\$37.20 ea	2 tons	5 lbs
6I-SW4T	Fits 3/8" – 1/2" Cable	\$82.40 ea	\$69.08 ea	4 tons	14 lbs
6I-SW8T	Fits 5/8" – 3/4" Cable	\$163.16 ea	\$136.78 ea	8 tons	28 lbs

Yoke Alloy Snatch Blocks

- Meets all requirements of ASME B30.26
- Bronze bushed with grease fittings
- Latched swivel hook standard
- Closed die forged steel sheaves
- Fatigue rated and date coded
- Forged components 100% Magnaflux inspected



Snatch Block with Latched Swivel Hook

Part #	Description/Size	Non Member	Member	WLL	Weight
6Y-12T6A	6" Sheave - 3/4" – 7/8" Cable	\$763.50 ea	\$636.50 ea	12 tons	31 lbs
6Y-12T8A	8" Sheave - 3/4" – 7/8" Cable	\$890.50 ea	\$741.75 ea	12 tons	37 lbs
6Y-12T10A	10" Sheave - 3/4" – 7/8" Cable	\$977.95 ea	\$814.95ea	12 tons	46 lbs



Snatch Block with Swivel Shackle

Part #	Description/Size	Non Member	Member	WLL	Weight
6Y-12T8SWA	8" Sheave - 3/4" – 7/8" Cable	\$981.33 ea	\$822.67 ea	12 tons	37 lbs
6Y-12T10SWA	10" Sheave - 3/4" – 7/8" Cable	\$1086.34 ea	\$910.70 ea	12 tons	46 lbs



McKissick All Alloy Snatch Blocks by Crosby Model 416

Part #	Description/Size	Non Member	Member	WLL	Weight
193000	6" Sheave - 3/4" Cable	\$739.20 ea	\$627.20 ea	8.5 tons	26 lbs
193490	8" Shave - 3/4" – 7/8" Cable	\$1123.65 ea	\$953.40 ea	12 tons	33 lbs
193613	10' Sheave - 3/4" – 7/8" Cable	\$1235.85 ea	\$1048.60 ea	12 tons	41 lbs



McKissick Light Champion Snatch Block by Crosby Model 418

Part #	Description/Size	Non Member	Member	WLL	Weight
108225	8" Sheave - 5/8" – 3/4" Cable	\$620.57 ea	\$526.54 ea	8 ton	34 lbs



McKissick Champion Snatch Blocks by Crosby Model 420

Part #	Description/Size	Non Member	Member	WLL	Weight
108275	8" Sheave - 3/4" – 7/8" Cable	\$1488.30 ea	\$1262.80 ea	15 ton	56 lbs
108371	10" Sheave - 3/4" – 7/8" Cable	\$1631.85 ea	\$1384.60 ea	15 ton	77 lbs

Domestic Snatch Blocks



Gunnebo Johnson Now Only Sells with Latch Kit

Part #`	Description/Size	Non Member	Member	WLL	Weight
6-1L	3" Sheave - 5/16" – 3/8" Cable	\$218.90 ea	\$188.94 ea	2 tons	5 lbs
6-3L	6" Sheave - 5/8" – 3/4" Cable	\$574.58 ea	\$495.91 ea	8 tons	27 lbs
6-3AL	8" Sheave - 5/8" – 3/4" Cable	\$633.07 ea	\$546.40 ea	8 tons	35 lbs
6-4AL	10" Sheave - 3/4" – 7/8" Cable	\$1341.06 ea	\$1157.46 ea	12 tons	61 lbs

Johnson 8 ton 8" Sheave Snatch Block

Fits 9/16" wire rope
 New Old Stock, 35 lbs
 \$584.25 ea Non Member
 \$455.66 ea Member

Johnson 8 ton 8 inch Sheave Snatchblocks



Brake Buddy

#BB-1 Brake buddy allows you to stop the vehicle your heavy duty truck is towing by simply attaching to the brake pedal of the vehicle in tow. When you apply the brakes, the air hoses from your Heavy Duty tow truck engage the brakes of the vehicle you are towing. 11 lbs

\$961.84 ea Non Member \$806.37 ea Member



Inflatable Lock-Out Wedge

#12-275 The inflatable air wedge carefully separates the door panel from the vehicles window, allowing easy access for long reach door tools. 1 lb

\$37.84 ea Non Member \$31.72 ea Member



Long Lock-Out Tool

#12-270 54" long red alert door tool has a rigid design for excellent leverage. Features a powder coat finish and a protective tip. 2 lbs

\$22.44 ea Non Member \$18.82 ea Member



Wedge Lock-Out Tool

#12-W5 Wedge Lock Out plastic window wedge tool has rigid design that separates the door panel from the vehicles window, allowing easy access for the door tools. 5.5" Long x 2.2" Wide. 1 lb

\$14.75 ea Non Member \$12.25 ea Member



Grizzly Bar

#11-GBAR This long pry bar is the perfect tool to move rocks, logs, and other large materials that may be in the way during recovery situations. Also used to pry an edge under a trailer or container to allow room for rigging such as chain, straps or cribbing. 55" 13 lbs

\$175.80 ea Non Member \$147.38 ea Member



Strap Replacement Tool

High quality aluminum tubing that extends quickly and twist-locks securely in 3 stages. 53" – 96" 2lbs

\$46.50 ea Non Member \$41.50 ea Member



Redigrab Tool

#RT-1 RediGrab Tool

High quality aluminum extends 3 stages. Durable & lightweight Great for grabbing chains & straps in hard to reach areas. Conveniently allows you to push items out of the way from a distance. Safely reach or locate items where your hands or feet shouldn't go. Easily twists to extend 3 1/2' to 8' long. 2 lbs

\$34.32 ea Non Member or \$28.77 ea Member



Spreader Bar Straps




#38-LL8450Kit – a quick way to lift a vehicle. This kit contains 4 straps and was created to help you professionally lift a vehicle up to 13,320 lbs carefully and securely from an accident scene using a spreader bar. There are multiple ways to attach to the casualty using terminal connections. The straps have 36" of ¼" grade 80 chain on one end to pass through the small holes of import vehicles and connect back to our exclusive Twist Lock Grab Hook. Set of 4 adjustable straps with chain, 3300 lbs working load limit per strap. 32 lbs **\$570.31/Kit Non Member** or **\$478.10/Kit Member**

#38-LLRK Round Sling Kit for Spreader Bar Straps.

Kit includes (4) 4' Green Round Slings, (4) Cordura Sleeves and (4) Round Sling Hooks to pass through rims of larger vehicles creating a terminal connection. There are 4 loops to quickly adjust length of varying weights. Each strap is rated at 4200 lbs working load limit. 18 lbs.

\$490.06/Kit Non Member or **\$410.83/Kit Member**




15' Collapsible Measuring Height Stick

#BA-MS15

- 4 foot crossarm
- Measures From 4'8" (1.43m) to 15' (4.57m)
- Collapses down to 53" (1.35m) for easy storage and shipping.
- 4 stage telescopic design
- Comes with a convenient hook and loop closure carry bag with handle
- Marked with both standard and metric
- Fluorescent safety green finish for high visibility
- Rubber foot to help grip pavement to protect measuring stick from damage

5 lbs **\$166.92 ea Non Member** **\$139.93 ea Member**



Lifting Beam/Tanker Tube & (3) 1-1/8" 9.5t Shackles

BA Products Tanker Tube measures 48 inches. Its non-sparking & a lightweight 45 lbs. Also included are 3 BA Products 1-1/8" 9.5 ton Carbon Screw Pin Anchor Shackles that works with this tube. (\$78.75 value)

These lifting beams can be used to upright takers, tank trailers or buses... simply insert through man-ways, attach rigging and lift.


2 Main Purposes/uses of Lifting Beam/24.269* Tube:

1. Lifting Beam – a working load limit of 10,000 lbs
2. Tanker Tube – a working load limit of 18,000 lbs

\$1895 ea Non Member

\$1650 ea Member

Buy Lifting Beam/Tanker Tube



*NOTE: THE B/A TANKER TUBE WILL BE IN UNFINISHED ALUMINUM AS SHOWN AT THE TOP OF THE PAGE.

Secure A Strap

#38-S1 Tired of your tail getting caught? Keep your straps up and out of the way to protect them from damage with the B/A Secure-a-Strap. This low cost solution will work with any tie-down kit or stand alone strap and also works great for neatly storing a variety of towing items when not in use. Keep your straps safe from damage! Neatly secure your strap "tail" when tying down a vehicle to be transported, keeping it in position and out of the way of possible drag or other damage. Simple and Easy solution for neatly storing your towing equipment when not in use. **\$3.01 ea or 10/\$27.90 Non Member \$2.52 ea or 10/\$22.85 Member**



Aluminum Angle Iron

#45-1 1/2" x 56" angle iron is great for protection when sling towing or for use during recovery of trailers. **\$156.70 ea NonMember \$131.36 ea Member**



Guardian Angle with Catch Strap – Light Weight Aluminum

Provides reinforcement to the corners of trailers or box trucks.

#45-3A24 24" \$228.42 ea Non Member **\$191.49 ea Member**

#45-3B42 42" \$354.77 ea Non Member **\$297.42 ea Member**



Balldog Plus

#balldog The Balldog Plus Hitch Attachment Device is the newest innovation in hitch attachment. Multiplr use hitch attachment device made with exclusive twist lock technology. Pear Link fits over 1-7/8", 2" and 2-5/16" Tow Balls, Large Oblong fits into 2" and 2-1/2" Receiver Tubes.

Example A: Place Pear Link over tow ball and secure with supplied safety hitch pin. Securely attach 5/16" chain using our patented Twist Lock™ Safety Latch Grab Hook. **Example B:** Place large oblong into receiver tube and secure with supplied safety hitch pin. Securely attach 5/16" chain using our Patented Twist Lock™ Safety Latch Grab Hook. **Example C:** Place large oblong into receiver tube and secure with supplied safety hitch pin. Use a latched slip hook, shackle or synthetic sling to securely connect to the pear link.

\$44.10 ea Non Member or \$38.22 ea Member



Example A

Example B

Example C

Driveline Buddy



#52-DLB-1 Driveline buddy is a convenient and hassle free tool to secure the driveline of a truck. Instead of needing to completely uninstall a driveline, the handy tool allows towers to easily and quickly secure the driveline when towing. 11 lbs
\$430.03 ea Non Member \$360.50 ea Member



Collins #40C-SLAD4

Aluminum SLX Dolly w/4.80x8 Aluminum Wheels

Self-Loading Hi-Speed® Dolly Includes:

- Aluminum 84" Telescoping Axles w/Zinc Plated Ends
- Diamond Cut Finish Aluminum Wheels
- 4.80 x 8 Tires – Rated 3,040 lbs.
- Greaseable Aluminum Hubs
- Aluminum Square Pry Bar w/Orange Grip
- Weight: 156 lbs

\$2024.45 Non Member
\$1781.19 Member



BA Products 30 Foot 500 AMP Jumper Cable Kit

#T3-PRO30 Extra Long 30' Cables with 5' Truck Harness

Made with Tangle-Free Vutron Cable, Fits Top and Side Post Batteries, Protective Coated Steel Clamps.

Ergonomically Designed Handles. All Terminals are Shrink Wrapped. Heavy 4 Gauge Conductors Made with 100% Copper Wire. Designed for Heavy-Duty Demands. 500 AMP Capacity. All Mounting Hardware and Instructions are Included. Built in Polarity Indicator.

When Green Indicator Light is Lit the Cables are Properly Connected.

If Indicator is Not Lit, Check for Proper Connection. 18 lbs

\$218.80 ea Non Member \$183.43 ea Member



WeeGo Jump Starter – Pro Series Pro Pack

The WeeGo® series of portable jump starters are designed to be the most versatile in the market! In addition to their unique design and technologically advanced features that set them apart from the competition.

#41-N662PP N662 Pro Series Pro Pack KIT 4 lb

\$280.42 ea Non Member \$237.93 ea Member

WHAT'S IN THE BOX:

Pre-charged Power Pack, Smarty Clamps® with Bypass Button to Jump Start 0V batteries, OBDII 12V Memory Saver, Wall & Car Chargers, Hook & Lanyard, Weather-Resistant Zippered Pouch, Quick Start Guide
660 AMPS IN THE PALM OF YOUR HAND



Drive line Wrenches 1/2" & 12 mm



This driveline tool makes even the most difficult driveline bolt easy to loosen.
 \$110.50 ea Non Member or **\$99.45 ea Member** plus shipping

Available in 1/2" and 12 mm.



48-WSN

NEON or BLACK Interlocking Wreckmaster Tire Skates

#48-WSN Neon or **#48-WSB** Black

\$95.65 ea Non Member \$83.99 ea Member

Sold in sets of four. Features:

- Built-in groove for vehicles without wheels
- Set of four
- Skates can be attached together to accommodate larger vehicles



48-WSB

New Improved! BA Products Green or Gray Interlocking Wreckmaster Tire Skates

New Features Include:

- New Chevron design for added strength and visual appeal
- Deeper, wider recess to accommodate rotors and brake drums
- A more aggressive beveled edge for approach climb onto truck deck
- Raised tab locks to eliminate "mushrooming" wear that prevents skates from locking together properly
- 3 Bottom Rails reduce surface contact area, decreasing resistance, and wear/ tear
- Added slots for strapping an item down onto the skate



48-701135



A901135

#48-701135 \$95.65 Set of 4 Non Member \$83.99 Set of 4 Member

Container Skates



48-CSP5

#48-CSP5 Low Profile Container Skate with Plug 4 lbs

\$74.92 ea Non Member \$62.80 ea Member

#48-CSP6 Container Skate with Plus 7 lbs

\$137.01 ea Non Member \$114.86 ea Member



48-CSP6



48-CAS4

#48-CAS4 4" Ball Joint Control Arm Skate 5 lbs

\$99.25 ea Non Member \$84.21 ea Member

#48-CAS6 6" Ball Joint Control Arm Skate 13 lbs

\$128.82 ea Non Member \$109.30 ea Member



48-CAS6




#48-2 Safety Orange 3.5"W b x 15.75" L 4 lbs

\$22.45 ea Non Member \$18.57 ea Member

\$41.50/2 Non Member \$37.55/2 Member

\$85.80/4 Non Member \$77.28/4 Member

Tire Skates by Turtle Plastics



Description	Part Number	Non Member	Member	Weight
Single Skate	48-ts325	\$27.15 ea \$52.95/2 \$105.99/4	\$22.64 ea \$43.98/2 \$87.55/4	3 lbs each
Double Skate	48-ts65	\$55.48/ea \$108.70/2 \$219.55/4	\$46.51 ea \$90.95/2 \$183.78/4	6 lbs each
Quad Skate	48-ts13	\$109.84 ea \$217.10/2 \$436.25/4	\$92.08/ea \$182.31/2 \$364.98/4	12 lbs each

First Aid Kit (10 person)




#26-10 – 10 person First Aid Kit 2 lbs

\$32.33 ea Non Member \$27.36 ea Member

Cam Lock Assemblies

Plunger and Spring Design is easier and more reliable to use than the old style locking pins. Allows for one hand operation to open the assembly and put it into the automatic locking position. Pin will fully engage once the holes in your bar line up. Used on sling arms, stabilizer legs, wheel lift forks and more.



Part #	Size	A	B	C	Non Member	Member	Weight
16-CL12	1/2"	1/2"	2.57"	0.98"	\$20.99 ea	\$17.60 ea	1 lb
16-CL58	5/8"	5/8"	2.989"	1.18"	\$20.99 ea	\$17.60 ea	1 lb
16-CL34	3/4"	3/4"	2.989"	1.18"	\$21.51 ea	\$18.03 ea	1 lb
16-CL1	1"	1"	3.66"	1038"	\$32.33 ea	\$37.10 ea	2 lbs

Rubber Chock



#5-RWC1 Rubber Chock with Eye Bolt "H x 10"W x 7.5"D Wheel Chock is made from heavy-duty rubber. Anchored eye allows you to attach a line to keep blocks together. 7lbs

\$17.72 ea Non Member \$14.85 ea Member

Curved Forged D Ring



38-DR355 38-DR2

#38-DR355 1" Forged Curved Steel D Ring with Mounting Bracket. This D Ring is formed as a 55 degree angle extending out from the mounting surface. WLL 15,580 lbs, weighs 6 lbs **\$17.12 ea Non Member \$14.35 ea Member**

#38-DR2 1" Forged Curved Steel D Ring WLL 15,580 lbs, weighs 5 lbs

\$15.40 ea Non Member \$12.91 ea Member

Weld on D Rings - Other Sizes Available



Part #	Description	Non Member	Member	WLL	Weight
38-DR58	5/8"	\$8.68 ea	\$7.28 ea	6130 lbs	2 lbs
38-DR34	3/4"	\$11.27ea	\$9.45 ea	9120 lbs	3 lbs

V Bolt on D Rings



38-DR1



38-DR1SC

Part #	Description	Non Member	Member	WLL	Weight
38-DR1	1/2" – zinc plated	\$6.03 ea	\$5.05 ea	4080 lbs	1 lb
38-DR1SC	1/2" – Self Colored	\$4.31 ea	\$3.61ea	4080 lbs	1 lb

Steel Matjack



Part #	Size	Max Working Pressure	Inflation Height	Non Member	Member	WLL	Weight
47-113S	15"x15"x1"	120 PSI	7.5"	\$1081.26 ea	\$906.44 ea	13 ton	10 lbs
47-122S	20"x20"x1"	120 PSI	9.5"	\$1423.12 ea	\$1193.04 ea	22 ton	28 lbs
47-132S	21"x25"x1"	120 PSI	12"	\$1639.77 ea	\$1374.66 ea	32 ton	35 lbs

Valve Style Deadman Control



#47-220 Controls inflation pressure with release valve and gauge. Hand held & easy to use. 2 lbs

\$197.29 ea Non Member \$165.40 ea Member

Single Unit Deadman Control



#47-201 Hand held push button deadman control with release to control pressurizing & deflation of high pressure MatJack air bags 2 lbs

\$389.61 ea Non Member \$326.62 ea Member

Y Pressure Supply Hose



#47-505 Used to connect a single air source to more than one control. 3 lbs **\$150.98 ea Non Member \$130.85 ea Member**

3/8" High Pressure Supply Hoses



Part #	Size/Color	Non Member	Member	Weight
47-515B	20' Black Hose	\$91.13 ea	\$78.98 ea	4 lbs
47-515U	20' Blue Hose	\$91.13 ea	\$78.98 ea	4 lbs
47-530B	30' Black Hose	\$121.95 ea	\$105.69 ea	5 lbs
47-530U	30' Blue Hose	\$121.95 ea	\$105.69 ea	5 lbs

10' Pressure Regulatory Hose



#47-510 3 lbs

\$60.45 ea Non Member \$52.39 ea Member

TowMate



#25-TM2D 17 inch wireless magnetic taillight system provides stop tail & turn in a compact low profile single unit. It has a diamond plate finish. This system includes a charge cord to allow recharge from a cigarette socket & a 4 pin round transmitter. Range is 1000 ft Weighs 5 lbs. **\$364.58 ea Non Member \$305.63 ea Member**



#25-TM2MLD 17 inch wireless magnetic taillight system provides stop, tail & marker lights on each end. It has a diamond plate finish. This system includes a charge cord to allow recharge from a cigarette socket & 4 pin round transmitter. Range is 1000 ft Weighs 5 lbs **\$389.78 ea Non Member \$326.76 ea Member**



#24-TB34 34 inch Wired Tow Lights with Side Markers Magnetic Tow Lights with Lifetime Warranty from Towmate, high intensity LED's providing powerful Turn, Tail and Stop Functions with low amp draw with 30' Cord to First Light and 7' Cord Between Lights and 4 Pin Round Plug on End. Heavy Duty PVC housing is weatherproof
7 lbs **\$94.71 ea Non Member \$84.61 ea Member**



#25-BCA21 21" Pink Breast Cancer Awareness Wireless Tow Light. Supplemental amber indicators provide stop, tail, turn signals and side marker lights. \$20 from each unit purchased will be donated to the Susan G. Komen foundation for breast cancer research and awareness. This system includes a charge cord to allow recharge from a cigarette socket and a 4 pin round transmitter. Range is 1000 ft.
\$421.34 ea Non Member \$353.22 ea Member



#25-SP21 21" wireless magnetic taillight system provides stop, tail, turn signals, side markers and a solar panel for supplemental power, increasing battery life and reducing charge time. This system includes a charge cord to allow recharge from a cigarette socket and a 4 pin round transmitter. Weighs 6 lbs
\$567.58 ea Non Member \$498.57 ea Member



#25-TM36LI This wireless truck bar system provides stop, tail, and turn w/ side marker lights on each end and three D.O.T. lights in the center of the bar. Powered with the new Heavy Duty Lithium power supply, this is the longest lasting heavy duty light bar on the market! This system comes complete with transmitter and heavy duty charge cradle for the removable lithium power pack. **\$939.01 ea Non Member \$787.19 ea Member**



#TM36S2 36" Wireless truck bar with built in strobes. Provides stop, tail, turn signals, end marker lights and two 4.5" amber high-intensity LED strobes that can be activated with a flip of a switch on the unit for maximum visibility. Range is 1000 ft.
\$901.40 ea Non Member \$764.90 ea Member



#25-IMONHD Interactive Monitor System for Tow Lights Never worry about losing your lights again with the easy to install interactive monitoring system. Operates with any system equipped with iMon electronics. Purchase with a tow light or upgrade your existing light. Plugs in 12V DC.
\$145.36 ea Non Member \$121.86 ea Member

Condor Cycle Loader



#21-7 The Cycle Loader is a fully adjustable wheel locking towing system capable of accommodating front and rear wheel sizes from 15-22" / 80-220W. The patented locking mechanism effortlessly and securely supports your motorcycle in an upright position on the ground or on a trailer or flat bed. It works on pavement, concrete, dirt, sand, gravel & all forms of transport platforms such as rollbacks, trailers, and pick-up trucks. The Cycle Loader requires only one person to operate. All 4 rolling wheels come with individual brakes to allow the unit to be loaded without rolling or sliding. In most cases, the motorcycle needs only to be tied down with two straps, one on either side with attachments towards the middle or rear. The Cycle Loader can accommodate bikes weighing over 2000 lbs. and can be easily disassembled. Unit breaks down to 35" x 8" x 20" for easy storage. Weighs 77 lbs
\$624.40 ea Non Member \$523.45 ea Member

Motorcycle Tie Down Straps & Ratchet Set



#21-500 1" w x 6' l Strap & Ratchet Tie Down Set WLL 1000 lbs Weighs 2 lbs
\$10.24 ea Non Member \$8.58 ea Member
#21-501 1" w x 16' l Strap & Ratchet Tie Down Set WLL 1000 lbs Weighs 2 lbs
\$12.39 ea Non Member \$10.39 ea Member

Handlebar Soft Tie Down Straps



21-300

Simply pass one end of the strap through the eye on the other end with the handlebar in the loop you just formed and snug up on the handle bar.

#21-300-18 18" Tie Down Strap WLL 1000 lbs Weighs 2 lbs

\$7.31 pr Non Member \$6.13 pr Member



21-703

#21-300-24 24" Tie Down Strap WLL 1000 lbs Weighs 2 lbs

\$8.68 pr Non Member \$7.79 pr Member

#21-703 17" Tie Down Strap WLL 1000 lbs 1 lbs

\$4.91 ea Non Member \$4.12 ea Member

Heavy Duty Trash Container & Container Mounts



44-D1270



44-D1050/44-D1054



44-D1052/44-D1056

Part #	Description	Non Member	Member	Weight
44-P35	3.5 gal Trash Container w/Lid	\$22.13 ea	\$18.55ea	4 lbs
44-P6	6 gal Trash Container w/Lid	\$24.22 ea	\$20.30 ea	5 lbs
44-P351	3.5 gal Trash Container No Lid	\$7.52 ea	\$6.30 ea	2 lbs
44-P61	6 gal Trash Container No Lid	\$9.91 ea	\$8.91 ea	3 lbs
44-P100	Sealable Pai Lid	\$15.13 ea	\$12.68 ea	2 lbs

Part #	Description	Non Member	Member	Weight
44-D1270	Dual Container Mount	\$239.76 ea	\$201.55 ea	7 lbs
44-D1050	4 gal Wrecker Mount	\$63.46 ea	\$53.20 ea	2 lbs
44-D1054	6 gal Wrecker Mount	\$77.55 ea	\$65.20 ea	4 lbs
44-D1052	4 gal Carrier Mount	\$84.62 ea	\$70.94 ea	3 lbs
44-D1056	6 gal Carrier Mount	\$105.78 ea	\$88.68 ea	5 lbs

The World's Greatest Tow Truck & Working Truck Books

By Earl Johnson & Grace Hawkins

World's Greatest Tow Truck Books



Vol 3: \$29.80 ea Non Member **\$25.95 Member**

Vol 4: \$29.80 ea Non Member **\$25.95 Member**

Vol 5: \$25.85 ea Non Member **\$20.95 Member**

Vol 6: \$25.85 ea Non Member **\$20.95 Member**

Vol 8: \$29.95 ea Non Member **\$25.95 Member**

Vol 9: \$25.85 ea Non Member **\$20.95 Member**

Vol 7: (Original Covers no longer available, Custom Covers Only, Call for Details)

****FREE SHIPPING TO USPS DOMESTIC ADDRESSES, & Hawaii, Puerto Rico & Virgin Islands**

World's Greatest Working Truck Books



Vol 1: \$29.95 ea Non Member **\$25.95 Member**

Vol 7: \$29.95 ea Non Member **\$25.95 Member**

Best of the North East:

\$29.95 ea Non Member **\$25.95 Member**

Best of the West:

\$29.95 ea Non Member **\$25.95 Member**

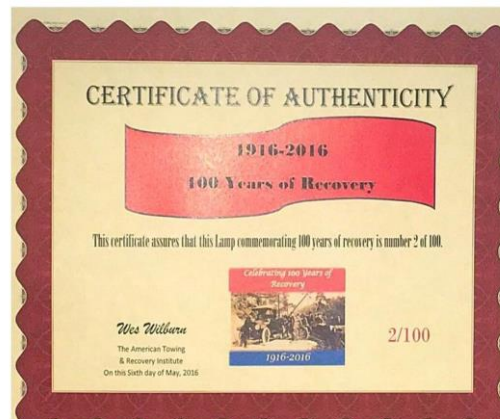
Get Your While Supplies Last!

****FREE SHIPPING TO USPS DOMESTIC ADDRESSES, & Hawaii, Puerto Rico & Virgin Islands**

100 Years of Recovery

Limited Edition Commemorative Glass Lamp

Only 100 Made



Limited Edition – Only 100 Made Glass Lamp with Commemorative 100 Years of Recovery with Certificate of Authenticity (Image shows both sides of lamp)

\$67.95 ea Non Member \$56.25 ea Member

Ernest Holmes Mudflaps & Patches, etc.



Pair of Ernest Holmes Wrecker Mudflaps –

Each mudflap measures 24" x 24" – 3/8" thick. These are brand new reproduction mudflaps with rubber back and white lettering.

\$100/pr Non Member \$78/pr Member +Shipping



Ernest Holmes Back Patch – These are brand new reproduction back patches.

Measures 9 1/4" x 6 1/2"

\$26.00 ea or 12/ \$262.50 Non Member

\$21.00 ea or 12/\$199.75 Member



Ernest Holmes Arm Patch – Brand new reproduction arm patch Measures 3 1/2" x 2"

\$10 ea or 12/94.75 Non Member

\$6 ea or 12/\$68.95 Member



Ernest Holmes Official Wrecker Staff Arm Patch – Brand new reproduction arm patch. Measures 2 1/2' x 4 1/2 "

\$10 ea or 12/94.75 Non Member

\$6 ea or 12/\$68.95 Member



Uncle Sam "I Want You To Move Over Slow Down It's The Law" Decal

10" x 15" (adhesive backing)

\$12.50 ea or 5 for \$58.75 Non Member

HAVE YOU FORGOTTEN YOUR...

- Light Bar
- Steering Wheel Lock
- Safety Chains



"Have You Forgotten Your... Light Bar, Steering Wheel Lock, Safety Chain" Decal 16" x 6" with

ATRI Logo (with adhesive backing) **\$10 each or 5 for \$47.00 Non Member**

Reproduction Ernest Holmes Operation/Installation Manuals

220	\$40.00	850 – 1971	\$60.00
400-RW	\$40.00	1000 – 1978	\$40.00
440 Hi Power – 1979	\$40.00	1100 – 1978	\$40.00
440-0, 440-1 & 440-2 – 1991	\$45.00	1200 – 1978	\$40.00
440 – 1967	\$40.00	1101/1201 – 1985	\$40.00
440 – 1973	\$40.00	1401 – 1980	\$40.00
460 – 1958	\$40.00	1501/1502 – 1983	\$40.00
470 – 1985	\$40.00	1601 – 1982	\$55.00
H475 – 1975	\$40.00	1625 – 1985	\$60.00
480 – 1969	\$40.00	1701 – 1985	\$65.00
480 – 1973	\$40.00	1801 – 1984	\$65.00
500 – 1977	\$40.00	Fw-25 – 1981	\$35.00
500 – 1962	\$45.00	MD6216, 6220, 6225 - 1990	\$40.00
515 – 1958	\$40.00	Underlift Model 85K – 1987	\$40.00
525 – 1950	\$40.00	UTC – 100 – 1983	\$35.00
600 – 1973	\$40.00	Universal Tow Sling – 1958	\$40.00
650 – 1973	\$40.00	Replacement Parts – 1965	\$60.00
650 – 1958	\$40.00	Car & Equipment Wrecker – 1976	\$35.00
750 – 1963	\$52.00	Garage Shop W-35 HD – 1949	\$35.00
750 – 1977	\$55.00	Garage Shop 485, 110 – 1930	\$30.00

Reproduction Ernest Holmes Carrier Manuals

C170 – 1978	\$40.00
C171 – 1981	\$40.00
C190 191, 193, 210, 212, 213 – 1976	\$40.00
C172 – 1982	\$40.00
175 – 1988	\$40.00
TC-Series – 1978	\$40.00
C170 – 1978	\$40.00
C171 – 1981	\$40.00

All reproductions were reproduced under agreement with Miller Industries and cannot be reproduced without written permission from Miller Industries and TowCo-Op.com

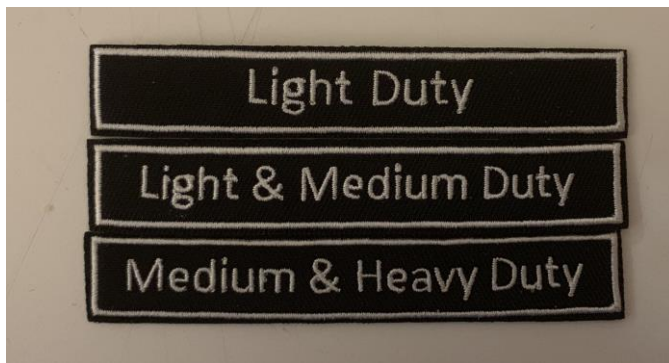
A donation is made to International Towing and Recovery Hall of Fame and Museum in Chattanooga TN with the purchase of each reproduction

American Towing & Recovery Institute Certified Operator Arm Patch



Certified Operator Arm Patch – Iron on or sew on
\$4.25 each or 10/\$40.50

Rocker Patches



\$1.25 ea or 10/\$10.50

American Towing & Recovery Institute Decals



5" Decal
\$3.25 ea or 10/\$30.25



2" Hard Hat Decal
\$2.05 ea or 10/\$19.55

Class Registration Form

City and Date _____

Student Name _____ Phone _____

Additional Students Name _____

Which Class: Light Duty Light/Medium Duty Medium/Heavy Duty Heavy Rigging/Rotator

Company Name _____ Phone _____

Owner/Manager of Company _____

Company Address _____

City _____ State _____ Zip _____

Email _____ Fax _____

Registration at the door for 1 Day Advanced Level Light Duty \$295

Pre-Register 30 days in advanced and pay \$225 per attendee

1 Day Class How Many _____

Registration at the door for 2 Day Light/Medium or Medium/Heavy Duty \$545

Pre-Register 30 days in advanced and pay \$445 per attendee

2 Day Class How Many _____

Registration at the door for 2 Day Heavy Rigging/Rotator Class \$595

Pre-Register 30 days in advance and pay \$495 per attendee

2 Day Class How Many _____

[For pricing, details and to register for speciality classes:](#)

[Call 910 747 9000](tel:9107479000) or [email register@americantowingandrecoveryinstitute.org](mailto:register@americantowingandrecoveryinstitute.org)

Payment: (Circle one) Visa MasterCard American Express Discover

Card Number _____ Expiration Date _____

Name on Card _____ Signature _____

Total Amount to be Charged \$ _____ CUV (3 digit # on back of card) _____

Billing Address if different from above _____

Send completed registration form to:

The American Towing & Recovery Institute

Email: register@americantowingandrecoveryinstitute.org or

FAX 910 486 8930

Or Mail: ATRI, PO Box 007, Wade NC 28395

Call (910) 747-9000



The American Towing and Recovery Institute's
T.C.E.R.T. Program

Order Form

Company Information

Company Name: _____

Contact Name: _____

Address: _____

City: _____ State: _____ Zipcode: _____

Phone Number: _____ Fax Number: _____

Email Address: _____

Description	Price	Quantity	Total
DVD plus 1 Work & 1 Exam	\$99.95		
Each Additional Workbooks & Exams	\$34.95		
3 Workbooks & 3 Exams	\$89.50		
6 Workbooks & 6 Exams	\$169.95		
DVD Plus 3 Workbooks & 3 Exams	\$149.85 (\$20.00 savings)		
DVD plus 6 Workbooks & 6 Exams	\$224.70 (\$50.00 savings)		
Live Testing via Skype Video Conferencing	\$19.95 per exam plus cost of exam		
Join as an ATRI Member & Receive DVD plus 3 Workbooks & 3 Exams & all member benefits	\$225.00 (including all member benefits & discounts – see catalog for special member pricing)		

Billing Information

Billing Address if different than company address:

Address: _____

City: _____ State: _____ Zipcode: _____

Credit Card #: _____

Expiration Date: _____ 3 Digit Code: _____ Amount to be billed: _____

The American Towing & Recovery Institute
www.americantowingandrecoveryinstitute.org
PO Box 007 Wade, NC 28395
Office (910) 747-9000 Fax (910) 486-8930
Email: tcert@americantowingandrecoveryinstitute.org

Index

Air Bags	79	Long Lock out Tools.....	73
Air Cushions	Call Wes	Low Profile V-Bridle/Chains.....	21,37-38
Air Fittings	30	MatJack.....	79
Alloy Snatch Block	71-72	Monster Recovery Straps.....	32
Alloy Web Shackles	34	Measuring Height Stick.....	74
Aluminum Angle Arm	75	Motorcycle Dollies	81
Axle Chains	58	O-Rings Straps-wheel lift straps.....	23
Axle V Chains.....	58	Order Form.....	87
Basket Straps – Wheel Lifts	24	Outrigger Pads.....	7
Brake Buddy.....	73	Quick Connect Kit.....	30
Balldog Hitch Attachment Device	75	Quick Binder Plus.....	59
Cable, Cable Assembly	63-69	Ratchets, Ratchets w/attachments.....	26-29
Carrier Tie Down Kits	15-20	Ratchet Load Binders.....	29
Chain Binder	59	Ratchet Tie Down.....	25
Chain Clutch	57	Recovery Courses, Registration Forms.....	12-13,86
Chain, Grade 70, by the foot.....	44	Recovery Straps.....	31-33
Chain, Grade 70, chain assemblies.....	39-44	Recovery Strap Shackles.....	34-35
Chain, Grade 70, hooks/connectors.....	42-46	Redigrab Rigging Tool.....	73
Chain, Grade 80, Chain Assemblies.....	47-48	Redijack.....	60
Chain, Grade 80, hooks/connectors.....	42,47	Rim Slings.....	5-6
Chain, Grade 80, 9/32” Chain Sling.....	47	Rollback Tie Down Systems.....	15-20
Chain, Grade 100, Chain by the foot.....	49	Rounds Sling, Hooks.....	29
Chain, Grade 100, Chain Assemblies.....	52-62	Round Sling Kit (spreader bar straps).....	74
Chain, Grade 100, hooks/connectors.....	49-59	Rubber Chocks.....	78
Chain, Heavy Duty Chain Package.....	61	Sea Container Drag Chain.....	60
Chain Saddle Ring.....	47	Secure A Strap.....	75
Container Sling.....	6	Shackles.....	34-35
Container Eye Link.....	60	Skates (single, double, quad).....	78
Crosby Eliminator.....	52	Skates (Wreckmaster).....	77
Crosby Shackle.....	35	Skookum Snatch Blocks.....	70
Crosby Shackle 17 ton.....	36	Snatch Blocks.....	70-72
Cluster Hooks.....	44-47	Spreader Bar Straps.....	73
Dollies - Motorcycle.....	81	Steel Triangle.....	34
Dollies – Towing	76	Steering Wheel Locks.....	22
Drive Line Buddy	76	Strap Replacement Tool.....	73
Driveline Wrenches.....	78	Synthetic Winch Lines.....	69
Dynamic Strap	24	Tanker Tube/Lifting Beam	74
Eight Point Tie Down Systems.....	15-20	Tesla V Strap.....	21,37
Ernest Holmes Patches.....	85	Towing Dollies	76
Ernest Holmes Reproductions	84	Tow Lights.....	80
Exotic Vehicle V Strap.....	21,37	Training Classes, Registration Form	12-13,86
First Aid Kit.....	72	Trash Container/Mounts.....	81
Flatbed Tie Down Systems.....	15-20	Twist Lock Grab Hooks, Assemblies.....	48,50, 55, 62
Forks.....	8-11	Twist Lock Slip Hooks.....	42
Forged D Rings.....	78	Underlift Tie Down.....	27
Foundry Hook Assemblies.....	52	V Bolt – D-Rings.....	78
Front Axle Chain – Grade 100	57	V Bridles (low profile) Chain/Strap.....	36-38
Front Axle Chain Packages.....	59	V Chains	37-38
Grabiq 100 Mastergrab.....	53	V Straps.....	37-38
Grabiq 100 Chain Package.....	61	V Straps for Exotic Cars.....	21,37
Grizzly Bar.....	73	Wear Pads.....	31-33
Guardian Angle	75	Web Shackles.....	34
Heavy Duty Trash Container/Mounts.....	81	Wedge Socket.....	69
Hooks (light duty)	42-47	WeeGo Jump Starters.....	76
Hooks (roundslings).....	29	Wheel Chocks.....	78
Jumper Cables, Jump starters,,.....	76	Wheel Lift Straps.....	23,24
Lasso Straps (yellow, red, purple).....	23	Winching Cable.....	63-69
Lasso Straps (towers edge).....	23	Winching Chains.....	57
Lifting Beam/Tanker Tube.....	74	Worlds Greatest Tow & Working Truck Books.....	82
Light Bars.....	80	Wreckmaster Tire Skates.....	77
Light duty recovery chains.....	39-42	Yoke Shackles.....	34-36
		Yoke Snatchblocks.....	70-72

Follow us!!!!



THE AMERICAN TOWING &
RECOVERY INSTITUTE



BIG enough to serve YOU & small enough to know YOU!

Visit our website for training schedule, product catalog,
podcast updates and much more...

www.amtowri.org or
scan the following QR Code



Check out American Towing & Recovery Institute on
the Go Podcast

http://bit.ly/ATRIontheGoPodcasts
or scan the following QR Code



Business Page: American Towing &
Recovery Institute &
Personal Page: Wes Wilburn



**Follow us on
Instagram**

@wes_wilburn_atri

Add Us on Snap Chat



Username: weswilburn_atri



eBay seller name: weswilburn



Amazon Seller Name:
Wes Wilburn's TOWco-op