

HISD | College Readiness

HIGHER EXPECTATIONS. HIGHER EDUCATION.

Tuition Guarantee Programs Freshman Admission Requirements







| COLLEGE | Criteria for FREE Tuition | Admission Requirements | Deadlines | | | | | | | | | | | | | | | | | | |
|---|---|---|-----------|-----|-----|-----|------------|--|---------------------|--------------------------|----|---|--------|----|--|--------|----|--|--------|--|--|
| <div>Lamar University</div> <div></div> | Covers tuition/fees for students with family incomes of \$25,000 or less. <u>(Lamar Promise)</u> | <table><tr><th>Rank</th><th>SAT</th><th>ACT</th></tr><tr><td>10%</td><td>No Minimum</td><td></td></tr><tr><td>11-25%</td><td>930</td><td>18</td></tr><tr><td>2nd Qtr</td><td>1010</td><td>20</td></tr><tr><td>3rd/4th Qtr</td><td>1080</td><td>21</td></tr></table> | Rank | SAT | ACT | 10% | No Minimum | | 11-25% | 930 | 18 | 2 nd Qtr | 1010 | 20 | 3 rd /4 th Qtr | 1080 | 21 | 08/08/17 Admission 04/01/17 Lamar Promise 03/31/17 Financial Aid Priority | | | |
| Rank | SAT | ACT | | | | | | | | | | | | | | | | | | | |
| 10% | No Minimum | | | | | | | | | | | | | | | | | | | | |
| 11-25% | 930 | 18 | | | | | | | | | | | | | | | | | | | |
| 2 nd Qtr | 1010 | 20 | | | | | | | | | | | | | | | | | | | |
| 3 rd /4 th Qtr | 1080 | 21 | | | | | | | | | | | | | | | | | | | |
| <div>Prairie View A&M</div> <div></div> | Currently does not have a tuition guarantee program | <table><tr><th>Rank</th><th>SAT</th><th>ACT</th></tr><tr><td>10%</td><td>No Minimum</td><td></td></tr><tr><td>≥11%</td><td>800</td><td>15</td></tr></table> +GPA 2.50 or above | Rank | SAT | ACT | 10% | No Minimum | | ≥11% | 800 | 15 | 06/01/17 Admission 03/01/17 Financial Aid Priority 03/01/17 Freshman Scholarships | | | | | | | | | |
| Rank | SAT | ACT | | | | | | | | | | | | | | | | | | | |
| 10% | No Minimum | | | | | | | | | | | | | | | | | | | | |
| ≥11% | 800 | 15 | | | | | | | | | | | | | | | | | | | |
| <div>Sam Houston State University</div> <div></div> | Covers tuition/fees for students with family incomes of \$25,000 or less. <u>(Bearkat Promise)</u> | <table><tr><th>Rank</th><th>SAT</th><th>ACT</th></tr><tr><td>25%</td><td>No Minimum</td><td></td></tr><tr><td>2nd Qtr</td><td>960</td><td>20</td></tr><tr><td>3rd Qtr</td><td>1060</td><td>23</td></tr><tr><td>4th Qtr</td><td>Review</td><td></td></tr></table> | Rank | SAT | ACT | 25% | No Minimum | | 2 nd Qtr | 960 | 20 | 3 rd Qtr | 1060 | 23 | 4 th Qtr | Review | | 02/01/17 Scholarship Priority 03/15/17 Financial Aid Priority 03/15/17 Bearkat Promise 08/01/17 Admission | | | |
| Rank | SAT | ACT | | | | | | | | | | | | | | | | | | | |
| 25% | No Minimum | | | | | | | | | | | | | | | | | | | | |
| 2 nd Qtr | 960 | 20 | | | | | | | | | | | | | | | | | | | |
| 3 rd Qtr | 1060 | 23 | | | | | | | | | | | | | | | | | | | |
| 4 th Qtr | Review | | | | | | | | | | | | | | | | | | | | |
| <div>Stephen F. Austin University</div> <div></div> | Covers tuition and fees for up to 4 years with income less \$30,000 or less. <u>(Purple Promise Guarantee)</u> | <table><tr><th>Rank</th><th>SAT</th><th>ACT</th></tr><tr><td>10%</td><td>No Minimum</td><td></td></tr><tr><td>11-25%</td><td>930</td><td>17</td></tr><tr><td>2nd Qtr</td><td>1030</td><td>20</td></tr><tr><td>3rd Qtr</td><td>1170</td><td>24</td></tr><tr><td>4th Qtr</td><td>Review</td><td></td></tr></table> | Rank | SAT | ACT | 10% | No Minimum | | 11-25% | 930 | 17 | 2 nd Qtr | 1030 | 20 | 3 rd Qtr | 1170 | 24 | 4 th Qtr | Review | | - Rolling Admissions 02/01/17 Freshman Scholarships 03/15/17 Financial Aid Priority 06/01/17 Purple Promise |
| Rank | SAT | ACT | | | | | | | | | | | | | | | | | | | |
| 10% | No Minimum | | | | | | | | | | | | | | | | | | | | |
| 11-25% | 930 | 17 | | | | | | | | | | | | | | | | | | | |
| 2 nd Qtr | 1030 | 20 | | | | | | | | | | | | | | | | | | | |
| 3 rd Qtr | 1170 | 24 | | | | | | | | | | | | | | | | | | | |
| 4 th Qtr | Review | | | | | | | | | | | | | | | | | | | | |
| <div>Tarleton State University</div> <div></div> | Covers tuition and fees for students with family incomes of \$30,000 or less. <u>(Texan Tuition Guarantee)</u> | <table><tr><th>Rank</th><th>SAT</th><th>ACT</th></tr><tr><td>10%</td><td>No Minimum</td><td></td></tr><tr><td>≥50%</td><td>provide SAT or ACT score</td><td></td></tr><tr><td>40-49%</td><td>950</td><td>20</td></tr><tr><td>0-39%</td><td>Review</td><td></td></tr></table> | Rank | SAT | ACT | 10% | No Minimum | | ≥50% | provide SAT or ACT score | | 40-49% | 950 | 20 | 0-39% | Review | | 02/15/17 Freshman Scholarships 02/15/17 Texan Tuition Guarantee 03/01/17 Financial Aid Priority 03/01/17 Admission Priority 07/08/17 Admission Regular | | | |
| Rank | SAT | ACT | | | | | | | | | | | | | | | | | | | |
| 10% | No Minimum | | | | | | | | | | | | | | | | | | | | |
| ≥50% | provide SAT or ACT score | | | | | | | | | | | | | | | | | | | | |
| 40-49% | 950 | 20 | | | | | | | | | | | | | | | | | | | |
| 0-39% | Review | | | | | | | | | | | | | | | | | | | | |
| <div>Texas A&M – College Station</div> <div></div> | Covers tuition for students with family incomes of \$60,000 or less. <u>(Aggie Assurance)</u> | <table><tr><th>Rank</th><th>SAT</th><th>ACT</th></tr><tr><td>10%</td><td>No Minimum</td><td></td></tr><tr><td>11-25%</td><td>1360</td><td>30</td></tr><tr><td>2nd – 4th Qtr</td><td>Review</td><td></td></tr></table> +600 CR/M = minimum | Rank | SAT | ACT | 10% | No Minimum | | 11-25% | 1360 | 30 | 2 nd – 4 th Qtr | Review | | 12/01/16 Admission Regular 12/01/16 Freshman Scholarship 03/15/17 Financial Aid Priority 03/15/17 Aggie Assurance | | | | | | |
| Rank | SAT | ACT | | | | | | | | | | | | | | | | | | | |
| 10% | No Minimum | | | | | | | | | | | | | | | | | | | | |
| 11-25% | 1360 | 30 | | | | | | | | | | | | | | | | | | | |
| 2 nd – 4 th Qtr | Review | | | | | | | | | | | | | | | | | | | | |

Chart is to be used as a guide. Always check with a university admission officer to have most up to date information for deadlines, admission requirements, and tuition guarantee programs. [Fall 2017]









| COLLEGE | Criteria for FREE Tuition | Admission Requirements | Deadlines | | | | | | | | | | | | | | | | | | | | | | | | | | |
|--|--|--|-----------|-----|-----|-----|------------|--|---------------------|-------|----|---|----------|----------------------|---------------------|---------------|----------|--|----------|------------------------|--|------------------------|------------------------|------------------------|--------------------|-------------------|----------------------|----------|------------------------|
| Texas A&M – Corpus Christi  | Currently does not have a tuition guarantee program | <table><tr><td>Rank</td><td>SAT</td><td>ACT</td></tr><tr><td>25%</td><td>No Minimum</td><td></td></tr><tr><td>2nd Qtr</td><td>1080</td><td>21</td></tr><tr><td>3rd Qtr</td><td>1170</td><td>23</td></tr><tr><td>4th Qtr</td><td>1270</td><td>27</td></tr></table> | Rank | SAT | ACT | 25% | No Minimum | | 2 nd Qtr | 1080 | 21 | 3 rd Qtr | 1170 | 23 | 4 th Qtr | 1270 | 27 | <table><tr><td>12/01/16</td><td>Scholarship Priority</td></tr><tr><td>03/01/17</td><td>Admission Priority</td></tr><tr><td>03/01/17</td><td>Financial aid Priority</td></tr><tr><td>07/01/17</td><td>Admission Regular</td></tr></table> | 12/01/16 | Scholarship Priority | 03/01/17 | Admission Priority | 03/01/17 | Financial aid Priority | 07/01/17 | Admission Regular | | | |
| Rank | SAT | ACT | | | | | | | | | | | | | | | | | | | | | | | | | | | |
| 25% | No Minimum | | | | | | | | | | | | | | | | | | | | | | | | | | | | |
| 2 nd Qtr | 1080 | 21 | | | | | | | | | | | | | | | | | | | | | | | | | | | |
| 3 rd Qtr | 1170 | 23 | | | | | | | | | | | | | | | | | | | | | | | | | | | |
| 4 th Qtr | 1270 | 27 | | | | | | | | | | | | | | | | | | | | | | | | | | | |
| 12/01/16 | Scholarship Priority | | | | | | | | | | | | | | | | | | | | | | | | | | | | |
| 03/01/17 | Admission Priority | | | | | | | | | | | | | | | | | | | | | | | | | | | | |
| 03/01/17 | Financial aid Priority | | | | | | | | | | | | | | | | | | | | | | | | | | | | |
| 07/01/17 | Admission Regular | | | | | | | | | | | | | | | | | | | | | | | | | | | | |
| Texas A&M – Galveston  | Currently does not have a tuition guarantee program | <table><tr><td>Rank</td><td>SAT</td><td>ACT</td></tr><tr><td>10%</td><td>No Minimum</td><td></td></tr><tr><td>11-25%</td><td>+1300</td><td>30</td></tr><tr><td colspan="3">2nd – 4th Qtr = review</td></tr><tr><td colspan="3">+600 CR/M = minimum</td></tr></table> | Rank | SAT | ACT | 10% | No Minimum | | 11-25% | +1300 | 30 | 2 nd – 4 th Qtr = review | | | +600 CR/M = minimum | | | <table><tr><td>12/01/17</td><td>Freshman Scholarship</td></tr><tr><td>03/01/17</td><td>Financial Aid Priority</td></tr><tr><td>04/01/17</td><td>Admission</td></tr></table> | 12/01/17 | Freshman Scholarship | 03/01/17 | Financial Aid Priority | 04/01/17 | Admission | | | | | |
| Rank | SAT | ACT | | | | | | | | | | | | | | | | | | | | | | | | | | | |
| 10% | No Minimum | | | | | | | | | | | | | | | | | | | | | | | | | | | | |
| 11-25% | +1300 | 30 | | | | | | | | | | | | | | | | | | | | | | | | | | | |
| 2 nd – 4 th Qtr = review | | | | | | | | | | | | | | | | | | | | | | | | | | | | | |
| +600 CR/M = minimum | | | | | | | | | | | | | | | | | | | | | | | | | | | | | |
| 12/01/17 | Freshman Scholarship | | | | | | | | | | | | | | | | | | | | | | | | | | | | |
| 03/01/17 | Financial Aid Priority | | | | | | | | | | | | | | | | | | | | | | | | | | | | |
| 04/01/17 | Admission | | | | | | | | | | | | | | | | | | | | | | | | | | | | |
| Texas A&M International  | Covers tuition/fees for students with family incomes of \$30,000 or less. <u>(Dusty Promise)</u> | <table><tr><td>Rank</td><td>SAT</td><td>ACT</td></tr><tr><td>40%</td><td>No Minimum</td><td></td></tr><tr><td>60%</td><td>980</td><td>19</td></tr></table> | Rank | SAT | ACT | 40% | No Minimum | | 60% | 980 | 19 | <table><tr><td>12/31/16</td><td>Scholarship Priority</td></tr><tr><td>03/15/17</td><td>Dusty Promise</td></tr><tr><td>03/15/17</td><td>Financial Aid Priority</td></tr><tr><td>07/01/17</td><td>Admission</td></tr></table> | 12/31/16 | Scholarship Priority | 03/15/17 | Dusty Promise | 03/15/17 | Financial Aid Priority | 07/01/17 | Admission | | | | | | | | | |
| Rank | SAT | ACT | | | | | | | | | | | | | | | | | | | | | | | | | | | |
| 40% | No Minimum | | | | | | | | | | | | | | | | | | | | | | | | | | | | |
| 60% | 980 | 19 | | | | | | | | | | | | | | | | | | | | | | | | | | | |
| 12/31/16 | Scholarship Priority | | | | | | | | | | | | | | | | | | | | | | | | | | | | |
| 03/15/17 | Dusty Promise | | | | | | | | | | | | | | | | | | | | | | | | | | | | |
| 03/15/17 | Financial Aid Priority | | | | | | | | | | | | | | | | | | | | | | | | | | | | |
| 07/01/17 | Admission | | | | | | | | | | | | | | | | | | | | | | | | | | | | |
| Texas A&M - Kingsville  | Currently does not have a tuition guarantee program. | <table><tr><td>Rank</td><td>SAT</td><td>ACT</td></tr><tr><td>10%</td><td>No Minimum</td><td></td></tr><tr><td>11-25%</td><td>830</td><td>15</td></tr><tr><td>2nd Qtr</td><td>910</td><td>17</td></tr><tr><td>3rd Qtr</td><td>1030</td><td>20</td></tr><tr><td>4th Qtr</td><td>1140</td><td>23</td></tr></table> | Rank | SAT | ACT | 10% | No Minimum | | 11-25% | 830 | 15 | 2 nd Qtr | 910 | 17 | 3 rd Qtr | 1030 | 20 | 4 th Qtr | 1140 | 23 | <table><tr><td>03/15/17</td><td>Financial Aid</td></tr><tr><td>03/15/17</td><td>Admission Priority</td></tr></table> | 03/15/17 | Financial Aid | 03/15/17 | Admission Priority | | | | |
| Rank | SAT | ACT | | | | | | | | | | | | | | | | | | | | | | | | | | | |
| 10% | No Minimum | | | | | | | | | | | | | | | | | | | | | | | | | | | | |
| 11-25% | 830 | 15 | | | | | | | | | | | | | | | | | | | | | | | | | | | |
| 2 nd Qtr | 910 | 17 | | | | | | | | | | | | | | | | | | | | | | | | | | | |
| 3 rd Qtr | 1030 | 20 | | | | | | | | | | | | | | | | | | | | | | | | | | | |
| 4 th Qtr | 1140 | 23 | | | | | | | | | | | | | | | | | | | | | | | | | | | |
| 03/15/17 | Financial Aid | | | | | | | | | | | | | | | | | | | | | | | | | | | | |
| 03/15/17 | Admission Priority | | | | | | | | | | | | | | | | | | | | | | | | | | | | |
| Texas State University  | Covers tuition/fees for students with family incomes of \$35,000 or less. <u>(Bobcat Promise)</u> | <table><tr><td>Rank</td><td>SAT</td><td>ACT</td></tr><tr><td>10%</td><td>no minimum</td><td></td></tr><tr><td>1st Qtr</td><td>1000</td><td>20</td></tr><tr><td>2nd Qtr</td><td>1090</td><td>22</td></tr><tr><td>3rd Qtr</td><td>1250</td><td>26</td></tr><tr><td>4th Qtr</td><td>1330</td><td>29</td></tr></table> | Rank | SAT | ACT | 10% | no minimum | | 1 st Qtr | 1000 | 20 | 2 nd Qtr | 1090 | 22 | 3 rd Qtr | 1250 | 26 | 4 th Qtr | 1330 | 29 | <table><tr><td>12/15/16</td><td>Freshman Scholarships</td></tr><tr><td>03/01/17</td><td>Admission Priority</td></tr><tr><td>03/15/17</td><td>Bobcat Promise</td></tr><tr><td>03/15/17</td><td>Financial Aid Priority</td></tr></table> | 12/15/16 | Freshman Scholarships | 03/01/17 | Admission Priority | 03/15/17 | Bobcat Promise | 03/15/17 | Financial Aid Priority |
| Rank | SAT | ACT | | | | | | | | | | | | | | | | | | | | | | | | | | | |
| 10% | no minimum | | | | | | | | | | | | | | | | | | | | | | | | | | | | |
| 1 st Qtr | 1000 | 20 | | | | | | | | | | | | | | | | | | | | | | | | | | | |
| 2 nd Qtr | 1090 | 22 | | | | | | | | | | | | | | | | | | | | | | | | | | | |
| 3 rd Qtr | 1250 | 26 | | | | | | | | | | | | | | | | | | | | | | | | | | | |
| 4 th Qtr | 1330 | 29 | | | | | | | | | | | | | | | | | | | | | | | | | | | |
| 12/15/16 | Freshman Scholarships | | | | | | | | | | | | | | | | | | | | | | | | | | | | |
| 03/01/17 | Admission Priority | | | | | | | | | | | | | | | | | | | | | | | | | | | | |
| 03/15/17 | Bobcat Promise | | | | | | | | | | | | | | | | | | | | | | | | | | | | |
| 03/15/17 | Financial Aid Priority | | | | | | | | | | | | | | | | | | | | | | | | | | | | |
| Texas Tech University  | Covers tuition/fees for students with family incomes of \$40,000 or less. <u>(Red Raider Guarantee)</u> | <table><tr><td>Rank</td><td>SAT</td><td>ACT</td></tr><tr><td>10%</td><td>No Minimum</td><td></td></tr><tr><td>11-25%</td><td>1180</td><td>24</td></tr><tr><td>2nd Qtr</td><td>1260</td><td>26</td></tr><tr><td>3rd Qtr</td><td>1290</td><td>27</td></tr><tr><td>4th Qtr</td><td colspan="2">Review</td></tr></table> | Rank | SAT | ACT | 10% | No Minimum | | 11-25% | 1180 | 24 | 2 nd Qtr | 1260 | 26 | 3 rd Qtr | 1290 | 27 | 4 th Qtr | Review | | <table><tr><td>12/01/16</td><td>Freshman Scholarships</td></tr><tr><td>02/01/17</td><td>Admission Priority</td></tr><tr><td>03/15/17</td><td>Red Raider Guarantee</td></tr><tr><td>03/01/17</td><td>Financial Aid Priority</td></tr></table> | 12/01/16 | Freshman Scholarships | 02/01/17 | Admission Priority | 03/15/17 | Red Raider Guarantee | 03/01/17 | Financial Aid Priority |
| Rank | SAT | ACT | | | | | | | | | | | | | | | | | | | | | | | | | | | |
| 10% | No Minimum | | | | | | | | | | | | | | | | | | | | | | | | | | | | |
| 11-25% | 1180 | 24 | | | | | | | | | | | | | | | | | | | | | | | | | | | |
| 2 nd Qtr | 1260 | 26 | | | | | | | | | | | | | | | | | | | | | | | | | | | |
| 3 rd Qtr | 1290 | 27 | | | | | | | | | | | | | | | | | | | | | | | | | | | |
| 4 th Qtr | Review | | | | | | | | | | | | | | | | | | | | | | | | | | | | |
| 12/01/16 | Freshman Scholarships | | | | | | | | | | | | | | | | | | | | | | | | | | | | |
| 02/01/17 | Admission Priority | | | | | | | | | | | | | | | | | | | | | | | | | | | | |
| 03/15/17 | Red Raider Guarantee | | | | | | | | | | | | | | | | | | | | | | | | | | | | |
| 03/01/17 | Financial Aid Priority | | | | | | | | | | | | | | | | | | | | | | | | | | | | |
| Texas Southern University  | Currently does not have a tuition guarantee program. | <table><tr><td>Rank</td><td>SAT</td><td>ACT</td></tr><tr><td>25%</td><td>No Minimum</td><td></td></tr><tr><td>2nd Qtr</td><td>900</td><td>17</td></tr><tr><td>3rd Qtr</td><td>900</td><td>17</td></tr><tr><td>4th Qtr</td><td>900</td><td>17</td></tr></table> *2.5 GPA required | Rank | SAT | ACT | 25% | No Minimum | | 2 nd Qtr | 900 | 17 | 3 rd Qtr | 900 | 17 | 4 th Qtr | 900 | 17 | <table><tr><td>03/15/17</td><td>Financial Aid Priority</td></tr><tr><td>07/15/17</td><td>Admission</td></tr></table> | 03/15/17 | Financial Aid Priority | 07/15/17 | Admission | | | | | | | |
| Rank | SAT | ACT | | | | | | | | | | | | | | | | | | | | | | | | | | | |
| 25% | No Minimum | | | | | | | | | | | | | | | | | | | | | | | | | | | | |
| 2 nd Qtr | 900 | 17 | | | | | | | | | | | | | | | | | | | | | | | | | | | |
| 3 rd Qtr | 900 | 17 | | | | | | | | | | | | | | | | | | | | | | | | | | | |
| 4 th Qtr | 900 | 17 | | | | | | | | | | | | | | | | | | | | | | | | | | | |
| 03/15/17 | Financial Aid Priority | | | | | | | | | | | | | | | | | | | | | | | | | | | | |
| 07/15/17 | Admission | | | | | | | | | | | | | | | | | | | | | | | | | | | | |
| Texas Woman's University  | Currently does not have a tuition guarantee program. | <table><tr><td>Rank</td><td>SAT</td><td>ACT</td></tr><tr><td>25%</td><td>No Minimum</td><td></td></tr><tr><td>2nd Qtr</td><td>1080</td><td>21</td></tr><tr><td colspan="3">and 2.00 GPA</td></tr><tr><td>3rd Qtr</td><td colspan="2">Review</td></tr><tr><td>4th Qtr</td><td colspan="2">Review</td></tr></table> | Rank | SAT | ACT | 25% | No Minimum | | 2 nd Qtr | 1080 | 21 | and 2.00 GPA | | | 3 rd Qtr | Review | | 4 th Qtr | Review | | <table><tr><td>03/15/17</td><td>Financial Aid Priority</td></tr><tr><td>03/15/17</td><td>Scholarship</td></tr><tr><td>03/01/17</td><td>Admission</td></tr></table> | 03/15/17 | Financial Aid Priority | 03/15/17 | Scholarship | 03/01/17 | Admission | | |
| Rank | SAT | ACT | | | | | | | | | | | | | | | | | | | | | | | | | | | |
| 25% | No Minimum | | | | | | | | | | | | | | | | | | | | | | | | | | | | |
| 2 nd Qtr | 1080 | 21 | | | | | | | | | | | | | | | | | | | | | | | | | | | |
| and 2.00 GPA | | | | | | | | | | | | | | | | | | | | | | | | | | | | | |
| 3 rd Qtr | Review | | | | | | | | | | | | | | | | | | | | | | | | | | | | |
| 4 th Qtr | Review | | | | | | | | | | | | | | | | | | | | | | | | | | | | |
| 03/15/17 | Financial Aid Priority | | | | | | | | | | | | | | | | | | | | | | | | | | | | |
| 03/15/17 | Scholarship | | | | | | | | | | | | | | | | | | | | | | | | | | | | |
| 03/01/17 | Admission | | | | | | | | | | | | | | | | | | | | | | | | | | | | |

Chart is to be used as a guide. Always check with a university admission officer to have most up to date information for deadlines, admission requirements, and tuition guarantee programs. [Fall 2017]













| COLLEGE | Criteria for FREE Tuition | Admission Requirements | Deadlines | | | | | | | | | | | | | | | | | | |
|--|--|---|-----------|-----|-----|---------------------|------------|--|---------------------|---------------|--------|---|-------------|--------|---------------------|-------|--------|--|-------|--------|---|
| University of North Texas  | Covers tuition/fees for students with family incomes of \$40,000 or less. <u>(Emerald Eagle Scholars)</u> | <table><tr><th>Rank</th><th>SAT</th><th>ACT</th></tr><tr><td>10%</td><td>No Minimum</td><td></td></tr><tr><td>11-25%</td><td>950</td><td>20</td></tr><tr><td>2nd Qtr</td><td>1050</td><td>23</td></tr><tr><td>3rd Qtr</td><td>1180</td><td>26</td></tr><tr><td>4th Qtr</td><td></td><td>Review</td></tr></table> | Rank | SAT | ACT | 10% | No Minimum | | 11-25% | 950 | 20 | 2 nd Qtr | 1050 | 23 | 3 rd Qtr | 1180 | 26 | 4 th Qtr | | Review | 03/01/17 Admission Regular 03/01/17 Emerald Eagle Scholar 03/01/17 Scholarship Deadlines 03/15/17 Financial Aid Priority |
| Rank | SAT | ACT | | | | | | | | | | | | | | | | | | | |
| 10% | No Minimum | | | | | | | | | | | | | | | | | | | | |
| 11-25% | 950 | 20 | | | | | | | | | | | | | | | | | | | |
| 2 nd Qtr | 1050 | 23 | | | | | | | | | | | | | | | | | | | |
| 3 rd Qtr | 1180 | 26 | | | | | | | | | | | | | | | | | | | |
| 4 th Qtr | | Review | | | | | | | | | | | | | | | | | | | |
| University of Texas-Austin  | Scholarship initiative aimed at supporting the success of hard-working, economically disadvantaged Texas high school students. Most awards are \$20,000, or \$5,000 a year for four years. <u>(Texas Advance)</u> | <table><tr><th>Rank</th><th>SAT</th><th>ACT</th></tr><tr><td>≥ 8%</td><td>No Minimum</td><td></td></tr><tr><td>< 8%</td><td></td><td>Review</td></tr></table> | Rank | SAT | ACT | ≥ 8% | No Minimum | | < 8% | | Review | 10/15/16 Texas Advance Sch. 03/15/17 Financial Aid Priority 12/01/16 Admission Regular 12/01/16 Freshman Scholarship | | | | | | | | | |
| Rank | SAT | ACT | | | | | | | | | | | | | | | | | | | |
| ≥ 8% | No Minimum | | | | | | | | | | | | | | | | | | | | |
| < 8% | | Review | | | | | | | | | | | | | | | | | | | |
| University of Texas-Arlington  | Currently does not have a tuition guarantee program. | <table><tr><th>Rank</th><th>SAT</th><th>ACT</th></tr><tr><td>1st Qtr</td><td>no minimum</td><td></td></tr><tr><td>2nd Qtr</td><td>1130</td><td>22</td></tr><tr><td>3rd Qtr</td><td></td><td>Review</td></tr><tr><td>4th Qtr</td><td></td><td>Review</td></tr></table> | Rank | SAT | ACT | 1 st Qtr | no minimum | | 2 nd Qtr | 1130 | 22 | 3 rd Qtr | | Review | 4 th Qtr | | Review | 02/17/17 Scholarship 04/01/17 Financial aid Priority 06/01/17 Admission Regular | | | |
| Rank | SAT | ACT | | | | | | | | | | | | | | | | | | | |
| 1 st Qtr | no minimum | | | | | | | | | | | | | | | | | | | | |
| 2 nd Qtr | 1130 | 22 | | | | | | | | | | | | | | | | | | | |
| 3 rd Qtr | | Review | | | | | | | | | | | | | | | | | | | |
| 4 th Qtr | | Review | | | | | | | | | | | | | | | | | | | |
| University of Texas-Brownsville  | Covers tuition for students with family incomes of \$30,000 or less. <u>(Imagine College)</u> | <table><tr><th>Rank</th><th>SAT</th><th>ACT</th></tr><tr><td>25%</td><td>No Minimum</td><td></td></tr><tr><td>2nd Qtr</td><td>830</td><td>17</td></tr><tr><td>3rd Qtr</td><td>870</td><td>18</td></tr><tr><td>4th Qtr</td><td>910</td><td>19</td></tr></table> | Rank | SAT | ACT | 25% | No Minimum | | 2 nd Qtr | 830 | 17 | 3 rd Qtr | 870 | 18 | 4 th Qtr | 910 | 19 | 03/01/17 Financial Aid Priority 03/15/17 Freshman Scholarship 04/01/17 Admission Regular | | | |
| Rank | SAT | ACT | | | | | | | | | | | | | | | | | | | |
| 25% | No Minimum | | | | | | | | | | | | | | | | | | | | |
| 2 nd Qtr | 830 | 17 | | | | | | | | | | | | | | | | | | | |
| 3 rd Qtr | 870 | 18 | | | | | | | | | | | | | | | | | | | |
| 4 th Qtr | 910 | 19 | | | | | | | | | | | | | | | | | | | |
| University of Texas- Dallas  | Covers tuition for students with family incomes of \$25,000 or less. <u>(UT Dallas Tuition Promise)</u> | <table><tr><th>Rank</th><th>SAT</th><th>ACT</th></tr><tr><td>Top 15%</td><td>no minimum</td><td></td></tr><tr><td></td><td>(or) 1270 SAT</td><td></td></tr><tr><td></td><td>(or) 26 ACT</td><td></td></tr><tr><td>All Others</td><td></td><td>Review</td></tr></table> | Rank | SAT | ACT | Top 15% | no minimum | | | (or) 1270 SAT | | | (or) 26 ACT | | All Others | | Review | 02/01/17 Freshman Scholarship 03/15/17 Financial Aid Priority 03/15/17 Tuition Promise 05/01/17 Admission | | | |
| Rank | SAT | ACT | | | | | | | | | | | | | | | | | | | |
| Top 15% | no minimum | | | | | | | | | | | | | | | | | | | | |
| | (or) 1270 SAT | | | | | | | | | | | | | | | | | | | | |
| | (or) 26 ACT | | | | | | | | | | | | | | | | | | | | |
| All Others | | Review | | | | | | | | | | | | | | | | | | | |
| University of Texas-Pan American  | Currently does not have a tuition guarantee program. | <table><tr><th>Rank</th><th>SAT</th><th>ACT</th></tr><tr><td>10%</td><td>No Minimum</td><td></td></tr><tr><td>Top 25%</td><td>760</td><td>16</td></tr><tr><td>Top 33%</td><td>810</td><td>17</td></tr><tr><td>Minimum</td><td>860</td><td>18</td></tr></table> | Rank | SAT | ACT | 10% | No Minimum | | Top 25% | 760 | 16 | Top 33% | 810 | 17 | Minimum | 860 | 18 | 02/01/17 Admission Priority 03/15/17 Financial Aid Priority 07/31/17 Admission Late | | | |
| Rank | SAT | ACT | | | | | | | | | | | | | | | | | | | |
| 10% | No Minimum | | | | | | | | | | | | | | | | | | | | |
| Top 25% | 760 | 16 | | | | | | | | | | | | | | | | | | | |
| Top 33% | 810 | 17 | | | | | | | | | | | | | | | | | | | |
| Minimum | 860 | 18 | | | | | | | | | | | | | | | | | | | |
| University of Texas-San Antonio  | Assists Texas-resident students with a family income of \$30,000 or less by pledging to provide enough in gift aid to pay UTSA tuition and mandatory fees. <u>(UTSAAccess Program)</u> | <table><tr><th>Rank</th><th>SAT</th><th>ACT</th></tr><tr><td>10%</td><td>No Minimum</td><td></td></tr><tr><td>2nd Qtr</td><td>1170</td><td>24</td></tr><tr><td></td><td>+980</td><td>19</td></tr><tr><td>3rd Qtr</td><td>+1080</td><td>21</td></tr><tr><td>4th Qtr</td><td>+1170</td><td>24</td></tr></table> | Rank | SAT | ACT | 10% | No Minimum | | 2 nd Qtr | 1170 | 24 | | +980 | 19 | 3 rd Qtr | +1080 | 21 | 4 th Qtr | +1170 | 24 | 02/15/17 Freshman Scholarship 03/01/17 Admission Priority 03/15/17 Financial aid Priority 06/01/17 Admission Regular |
| Rank | SAT | ACT | | | | | | | | | | | | | | | | | | | |
| 10% | No Minimum | | | | | | | | | | | | | | | | | | | | |
| 2 nd Qtr | 1170 | 24 | | | | | | | | | | | | | | | | | | | |
| | +980 | 19 | | | | | | | | | | | | | | | | | | | |
| 3 rd Qtr | +1080 | 21 | | | | | | | | | | | | | | | | | | | |
| 4 th Qtr | +1170 | 24 | | | | | | | | | | | | | | | | | | | |

Chart is to be used as a guide. Always check with a university admission officer to have most up to date information for deadlines, admission requirements, and tuition guarantee programs. [Fall 2017]

| COLLEGE | Criteria for FREE Tuition | Admission Requirements | Deadlines | | | | | | | | | | | | | | | | | | | | | | | | |
|--|---|--|---|-----|-----|-----|------------|--|---------------------|------|----|---------------------|--------------|----|---------------------|--------|----|--|-----------|----|---|----------------|--|---------------------|-----|----|--|
| <div>University of Texas-Tyler</div> <div></div> | <div>Covers tuition for students with family incomes of \$25,000 or less.</div> <div><u>(Pathway to Success)</u></div> | <table><thead><tr><th>Rank</th><th>SAT</th><th>ACT</th></tr></thead><tbody><tr><td>10%</td><td>No Minimum</td><td></td></tr><tr><td>11-25%</td><td>1030</td><td>20</td></tr><tr><td>2nd Qtr</td><td>1070</td><td>21</td></tr><tr><td>3rd Qtr</td><td>1050</td><td>22</td></tr><tr><td>4th Qtr</td><td>1080</td><td>23</td></tr></tbody></table> | Rank | SAT | ACT | 10% | No Minimum | | 11-25% | 1030 | 20 | 2 nd Qtr | 1070 | 21 | 3 rd Qtr | 1050 | 22 | 4 th Qtr | 1080 | 23 | <div>No Deadline Admission</div> <div>04/01/17 Financial Aid Priority</div> | | | | | | |
| Rank | SAT | ACT | | | | | | | | | | | | | | | | | | | | | | | | | |
| 10% | No Minimum | | | | | | | | | | | | | | | | | | | | | | | | | | |
| 11-25% | 1030 | 20 | | | | | | | | | | | | | | | | | | | | | | | | | |
| 2 nd Qtr | 1070 | 21 | | | | | | | | | | | | | | | | | | | | | | | | | |
| 3 rd Qtr | 1050 | 22 | | | | | | | | | | | | | | | | | | | | | | | | | |
| 4 th Qtr | 1080 | 23 | | | | | | | | | | | | | | | | | | | | | | | | | |
| <div>UH - Clearlake</div> <div></div> | <div>Currently does not have a tuition guarantee program.</div> | <table><thead><tr><th>Rank</th><th>SAT</th><th>ACT</th></tr></thead><tbody><tr><td>10%</td><td>No Minimum</td><td></td></tr><tr><td>11-25%</td><td>1030</td><td>20</td></tr><tr><td>26-50%</td><td>1130</td><td>23</td></tr><tr><td>≥51%</td><td>Review</td><td></td></tr></tbody></table> | Rank | SAT | ACT | 10% | No Minimum | | 11-25% | 1030 | 20 | 26-50% | 1130 | 23 | ≥51% | Review | | <div>02/01/17 Admission Priority</div> <div>03/15/17 Financial Aid</div> <div>06/01/17 Admission Regular</div> | | | | | | | | | |
| Rank | SAT | ACT | | | | | | | | | | | | | | | | | | | | | | | | | |
| 10% | No Minimum | | | | | | | | | | | | | | | | | | | | | | | | | | |
| 11-25% | 1030 | 20 | | | | | | | | | | | | | | | | | | | | | | | | | |
| 26-50% | 1130 | 23 | | | | | | | | | | | | | | | | | | | | | | | | | |
| ≥51% | Review | | | | | | | | | | | | | | | | | | | | | | | | | | |
| <div>University of Houston</div> <div></div> | <div>Covers tuition for students with family incomes of \$45,000 or less.</div> <div><u>(Cougar Promise)</u></div> | <table><thead><tr><th>Rank</th><th>SAT</th><th>ACT</th></tr></thead><tbody><tr><td>10%</td><td>no minimum</td><td></td></tr><tr><td>11-25%</td><td>1080</td><td>21</td></tr><tr><td>26-50%</td><td>1170</td><td>24</td></tr><tr><td><50%</td><td>Review</td><td></td></tr></tbody></table> | Rank | SAT | ACT | 10% | no minimum | | 11-25% | 1080 | 21 | 26-50% | 1170 | 24 | <50% | Review | | <div>11/15/16 Sch. and Adm. Priority</div> <div>03/15/17 Financial Aid Priority</div> <div>03/15/17 Cougar Promise</div> <div>06/30/17 Admission Regular</div> | | | | | | | | | |
| Rank | SAT | ACT | | | | | | | | | | | | | | | | | | | | | | | | | |
| 10% | no minimum | | | | | | | | | | | | | | | | | | | | | | | | | | |
| 11-25% | 1080 | 21 | | | | | | | | | | | | | | | | | | | | | | | | | |
| 26-50% | 1170 | 24 | | | | | | | | | | | | | | | | | | | | | | | | | |
| <50% | Review | | | | | | | | | | | | | | | | | | | | | | | | | | |
| <div>University of Houston – Downtown</div> <div></div> | <div>Currently does not have a tuition guarantee program.</div> | <table><thead><tr><th>Rank</th><th>SAT</th><th>ACT</th></tr></thead><tbody><tr><td>25%</td><td>No Minimum</td><td></td></tr><tr><td>2nd Qtr</td><td>850</td><td>18</td></tr><tr><td></td><td>(or) 2.5 GPA</td><td></td></tr><tr><td>3rd Qtr</td><td>850</td><td>18</td></tr><tr><td></td><td>(and) 2.5</td><td></td></tr><tr><td></td><td>(or) TSI ready</td><td></td></tr><tr><td>4th Qtr</td><td>850</td><td>18</td></tr></tbody></table> | Rank | SAT | ACT | 25% | No Minimum | | 2 nd Qtr | 850 | 18 | | (or) 2.5 GPA | | 3 rd Qtr | 850 | 18 | | (and) 2.5 | | | (or) TSI ready | | 4 th Qtr | 850 | 18 | <div>01/31/17 Freshman Scholarships</div> <div>04/01/17 Financial Aid Priority</div> <div>06/01/17 Admission Regular</div> |
| Rank | SAT | ACT | | | | | | | | | | | | | | | | | | | | | | | | | |
| 25% | No Minimum | | | | | | | | | | | | | | | | | | | | | | | | | | |
| 2 nd Qtr | 850 | 18 | | | | | | | | | | | | | | | | | | | | | | | | | |
| | (or) 2.5 GPA | | | | | | | | | | | | | | | | | | | | | | | | | | |
| 3 rd Qtr | 850 | 18 | | | | | | | | | | | | | | | | | | | | | | | | | |
| | (and) 2.5 | | | | | | | | | | | | | | | | | | | | | | | | | | |
| | (or) TSI ready | | | | | | | | | | | | | | | | | | | | | | | | | | |
| 4 th Qtr | 850 | 18 | | | | | | | | | | | | | | | | | | | | | | | | | |
| <div>University of Houston Victoria</div> <div></div> | <div>New freshmen outside Victoria area will be eligible to receive a \$1,000 scholarship for UHV Jaguar Village housing.</div> <div><u>(UHV Guarantee)</u></div> | <div><u>Must meet 2 of the 3 requirements:</u></div> <div>1) Rank in top 50%</div> <div>2) 2.00 GPA</div> <div>3) 940 SAT or 18 ACT</div> | <div>08/7/17 Admission Regular</div> <div>03/15/17 Financial Aid Priority</div> | | | | | | | | | | | | | | | | | | | | | | | | |

Top 10% rule:

Students who rank in the top 10% of their class receive automatic admission to any Texas Public University except for the University of Texas. For 2017 UT freshman, automatic admissions is the top 8%. Although SAT/ACT scores are not considered for admissions, they must still be submitted during the application process.

Priority Admission Deadline:

Applications must be submitted by this date to be admitted under the top 10% rule or a university's general admission requirement cut-offs. Applications received after a priority deadline will be reviewed individually.

Review/consideration:

Universities will consider students who fall under their automatic admit cut-offs. However, it's crucial to submit essay C, letters of recommendations, and a strong resume to bolster your case for admittance. Another good strategy is to retake your SAT score and submit it (even if it's past the deadline).

Priority Financial Aid Deadline:

FAFSA/TASFA applications received by this deadline will have first priority for funds. Students submitting a FAFSA/TASFA after this deadline still can receive financial aid; however, they might not receive as much or their financial aid award may be delayed. ALWAYS submit your FAFSA/TASFA though—even if you miss this priority deadline!

SAT composite scores listed are the combined math and critical reading scores