



# NEW LEAF News

July  
2021

ADA STORE  
0395 S.R. 235 – 2½ miles North of Ada  
419-634-0351

Visit our website at:  
[www.newleafgardencenter.com](http://www.newleafgardencenter.com)

KENTON STORE  
927 E. Columbus, Rt. 67 by Shopping Plaza  
419-675-2718

July Hours: July 1st & 2nd: 9-6, July 3rd: 9-4, Sunday, July 4th: 12-3, Monday, July 5th: 9-3  
July Hours starting July 6th: M - F: 9-6, Sat.: 9-4, Sun.: 12-3

 Find us on  
Facebook

## What's Bugging You??????? **The Bugs that are HERE NOW!!!**

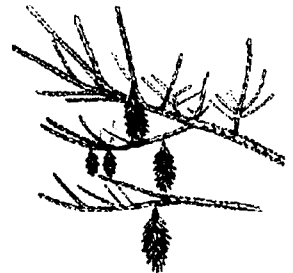
These are some of the pests that always **BUG US** this time of year. You need to keep an eye on your plants to keep ahead of the problems and not get behind the eight ball!

**JAPANESE BEETLES** - The adults usually emerge around the last week of June. They are a brilliant metallic green and emerge from the soil about the time the Littleleaf Linden trees bloom at 1047 GDD (Growing Degree Days). At the time of this publication, we are at 1214 GDD so these bugs are starting to emerge. The first beetles begin to feed and release a congregation pheromone (odor) which is attractive to other adults that emerge later. This causes a large mass of adults to gather on the host plant. They will defoliate plants by eating the tissue between the leaf veins, which then withers and dies. They also attack flower buds and fruit.

**Control** - Once adults have emerged there are many options, as they are easy to kill! Any spray will work,

there are many to choose from! Monitor your plants and hand pick or spray the early ones as you see them, this helps prevent others from coming, then spray as needed. Some sprays are contact sprays so you need to spray often. **Bonide's Captain Jack, Eight or Japanese Beetle Killer** can be used as well as many other products. Another option is the **Japanese Beetle Traps**. They contain a pheromone lure which attracts beetles to the bag. The bag can be removed and dumped, or thrown away and new bags attached to the trap. Just remember - be sure that you place the traps as far away from your prized plants as possible since the traps will attract the Beetles to them. If you have a plant that seems to attract beetles every year, use **Bonide Systemic Insect Control** which stays in the system of the plant longer. Do Not use this product on vegetables.

**BAGWORMS** - This worm is found mainly on evergreen trees, but can also be found on deciduous trees and shrubs. Since they tend to look like pine cones, they are sometimes overlooked. The Bagworm life cycle is short. The eggs begin to hatch in late June when the Catalpa and Ivory Silk Lilac trees bloom (1073 GDD). Some of these worms will form a silk thread which allows them to blow in the wind landing on other host plants. The remainder of them will stay and feed. They begin construction of their bag immediately. At first, they look like specks of dirt on the plant and are very hard to find. As they feed and grow, they will start to form the bag from the needles or leaves of the plant they are on. They continue to grow till they reach the end of their life cycle at the end of July or early August. The larger they get, the harder they are to control since the bag protects the worm from the spray. **Control** - Check evergreens and trees. If you find a bag left over from last year, pick it off and destroy it, then check for new bagworms that have already hatched. When the Bagworms are still small you can use contact sprays containing **Bt Thuricide**, or **Spinosad (Captain Jack's Deadbug Brew)** which are less harmful to beneficial insects, but has a short residual. After the bags are bigger, the bagworms are harder to kill. Then use a stronger insecticide or a systemic insecticide that gets into the "system" of the tree and kills the bugs when they chew on the trees foliage. Use **Bonide Systemic Insect Spray** or other systemic sprays.



**TENT CATERPILLAR & FALL WEBWORM** - These two worms get mistaken for each other. The Tent Caterpillar forms its web nests in the forks of the trees and hatch in late spring and again in late summer. Fall Webworm forms its web nests on the ends of branches late July and August. Both feed on the tree's leaves. You can control by removing branches and nests and also spray with **Bonide Eight** or **Captain Jack's**.

**APPLE MAGGOT** - Following a Fruit Tree spray program will help prevent this. These flies lay eggs just under the skin of the fruit in late July through early August. The larvae hatch and tunnel through the flesh of the fruit. Rapid decay and browning occurs in infested fruit. Flesh may contain small corky spots and discolored streaks. If infested apples prematurely fall to the ground, these rotting apples are the best place for the larvae to survive and then enter the soil where they are. Some will emerge the next June, but most remain in the soil through two winters. **Control** - Pick up all dropped fruit weekly especially from early apples. Apply a Chemical to the soil to kill the insects before they emerge. This must be done from July 1-15. Spray trees every two weeks through July and early August with **Bonide Fruit Tree Spray**.

**VEGETABLE GARDEN PESTS** - By now you have plants growing in your garden. Aphids, Japanese Beetles and many more insects will be ready to attack! Here are some Bonide products to keep on hand. **Eight Flower and Veg. Soil Insect Granules** works great for attacks from the soil, Weevils, Wireworms, Earwigs and more. Help protect your squash, melons and other crops that lay on the ground. **Eight Insect Control** works on over 100 Insects and lasts up to 30 days. Wet, cool temperatures cause Downey Mildew, Blights and other diseases can be controlled with **Fung-Onil Fungicide**.

Some products have Insecticides and Fungicides combined like **Dragoon Dust** and **Tomato & Vegetable 3 in 1**. For a more organic spray use **Captain Jack's Deadbug Brew**

**GARDEN DISEASES** - These are usually caused by too much moisture, too cool of nights or spores spread through wind and water. Powdery and Downy Mildews are usually weather related. Early Blight comes from spores in the soil left over in debris from the previous year, while Late Blight spores are airborne. It's easier to prevent these diseases than cure them. Water plants during the morning to allow the leaves to dry. If night is the only convenient time for you to water, then water at the base of the plants, not on the foliage. You can't control wind, rain or high humidity, but these are also factors. **Bonide Fung-Onil**, and **Copper Fungicide** are all great products. **Dragoon Dust** contains copper for control of diseases plus an insecticide. Start treating early as the greatest damage is done after fruit set.


**Poor Fruit Set** on tomatoes, peppers, and other vegetables may be caused by cool night temperatures. If temps fall below 60°F at night, fruit will not set. You may also lack enough pollinators. Plant some Marigolds throughout your garden which helps repel some insects but helps attract bees. Or use **Bonide Tomato & Blossom Set Spray**.

**Blossom End Rot** - Black bottoms on peppers or tomatoes is called Blossom End Rot. This is caused by irregular watering and lack of calcium. It is hard to regulate the weather, but it is best to let the soil dry out between watering. Add calcium to your soil by adding Gypsum, which also helps break up clay soil allowing better drainage. **Bonide Blossom End Rot Spray** can be applied directly to infected plants.



**These are not all of the Insects or diseases you may encounter this season. Always feel free to bring a sample into our stores and let us help you find a solution to WHAT'S BUGGING YOU!**

RETURN SERVICE REQUESTED



If you tickle the earth  
with a hoe.....  
She laughs with a harvest.

Douglas William Jerrold

## Garden To Do List

July



### Garden:

- ☞ Hand pick tomato horn worms unless you see one covered in tiny, upright eggs. These are cocoons of the braconid wasp, a predator of the tomato horn worm.
- ☞ Make sure potatoes and carrots are covered with soil to prevent development of green color.
- ☞ Plant seeds for succession crops such as lettuce, radish, broccoli, cabbage, cauliflower, summer squash, carrots, beets, spinach, bush beans and cilantro.
- ☞ Keep those weeds pulled – especially those spread by reseeding – and you'll have less work next year.
- ☞ Check your garden at least once a week for pests and apply controls as needed. If you don't know what you are dealing with, bring us a sample for identification.
- ☞ Start to plan your fall garden by checking seed packages to make sure plants will have enough time to mature before the 1<sup>st</sup> autumn freeze, approx. mid Oct.

### Perennials & Annuals

- ☞ Pinch mums down to 4" on July 1<sup>st</sup> & no later than July 15<sup>th</sup> for maximum fall blooms. Fertilize with a 10-10-10 Pinch back and fertilize many of your perennials to promote a 2<sup>nd</sup> or 3<sup>rd</sup> bloom.
- ☞ Apply systemic Bayer All-in-One Rose & Flower Care to roses to control insects, diseases & to fertilize - all in one product. Follow directions for rate of application.
- ☞ Watch container plants as most need water every day in July. Fertilize 2-3 times per week to promote blooms. We recommend Jack's All-Purpose, Blossom Booster or Petunia Feed.
- ☞ As annuals fade, cut back by 1/2 to promote blooms.
- ☞ For an organic control of slugs and snails on hostas use diatomaceous earth.
- ☞ Hang up Japanese beetle traps away from the garden.

### Landscape

- ☞ Yes, you can plant in July but keep your new plants watered – 1" per week! Water deep and thoroughly.
- ☞ Be careful when using string trimmer around trees.
- ☞ Nicks and cuts expose trees to infection and insects.
- ☞ Mulch plants during hot weather to conserve moisture.
- ☞ Provide clean water for birds and butterflies. Keep hummingbird feeders clean and food fresh.

### Lawn

- ☞ Mow at 2 1/2 - 3" to help shade soil & grass crowns.
- ☞ To keep your lawn green, it must receive 1" of moisture per week. If you let it go dormant, a light watering of 1/2" every 2-3 weeks is recommended.

# SUPER GARAGE SALE!

Starts July 14th


Selected

## Trees & Shrubs

# SAVE 25-50%

## Off regular price

Check out our \$1 - \$5 - \$10 - \$15 area!



### Clearance Sale!

Hanging Baskets  
Vegetable Plants  
Annual Flowers  
Fruit Plants & Trees  
Tea Roses  
& MORE!

Since New Leaf will be closing their doors in December, each store has collected lots of things over the last 30 years and we are cleaning house!

- \*\*Misc. Lawn & Garden, Pond and Christmas items
- \*\*Overstock, Discontinued and Scratch & Dent
- \*\*Store Displays
- \*\*Shelving Units
- \*\*Misc. Tools & who knows what??

Remember, the Ada store has been there since 1976! Who knows what treasures we'll find!??!

(We are still working toward the Kenton store remaining a garden center but under new ownership. Information will be passed on as it becomes available.)

REMEMBER... we carry all your Garden

Supply needs

Trees - Shrubs - Evergreens - Perennials  
Shrub Roses - Ornamental Grasses

PLUS these items you may not know about.....

- |  |                                 |
|--|---------------------------------|
| Retaining Wall & Patio Blocks            | Gazing Globes & Holders         |
| Bagged Decorative Stone                  | Seasonal Garden Flags & Holders |
| Metal & Wooden Trellis                   | Cemetery & Memorial Item        |
| Grapevine Trees & Wreaths                | Pet Memorial Items              |
| Brown corded lights                      | Concrete Benches & Décor        |
| Garden Solar Lights                      | Pottery & Statuary              |
| Shepherd Hooks in asst. sizes            | Silk Flowers                    |
| Wild Bird Feed, Feeders, Bird Baths      |                                 |
| <b>Fairy Garden Supplies now 25% Off</b> |                                 |



New Leaf

Pool Chemicals at

- Liquid Chlorine
- Algaecides
- pH Up & Down
- Water Conditioners
- Water Test Strips
- Pool Filter Sand
- Pool Hoses
- PLUS Other Pool Supplies

Get Your