



ADA STORE
0395 S.R. 235 – 2½ miles North of Ada
419-634-0351

Visit our **NEW** website at:
www.newleafgardencenter.com

KENTON STORE
927 E. Columbus, Rt. 67 by Shopping Plaza
419-675-2718

May hours for both Stores: M-F 9-6, Sat. 9-5, Sunday 12-4

Find us on
Facebook

**There's a proverb that says:
"The best time to plant a tree
was 20 years ago.**

The second-best time is now."

One of the great joys of owning a home is planting a tree. It not only creates a sense of permanence but also is an investment that pays off in added curb appeal, shade, privacy or fruit.

Before you grab the first crabapple, check to make sure it is the right tree for your needs, climate and yard size. At New Leaf we only carry trees that are hardy in our zone and we can help you determine if it's the right tree for your application. So, what do we need to know about planting a tree? Choose the right variety, give it a good start and you'll have a lifelong companion. Here's how...

There are many varieties of trees and a lot of them are under-used. Shade trees should be chosen for the size you want at maturity. Many trees also have great fall color. Ornamental trees are smaller and give you more than one season of color. Some also give you fruit for the birds, as well as winter interest, while others may have interesting textured leaves or branches that are interesting in the winter.

When determining the planting spot, remember that most trees won't tolerate water-logged ground and deep shade. You'll also want to leave at least 15 feet between the house and the tree – more if the tree will be broad – to avoid any damage to your roof or walls. You will also need to check for overhead power lines, underground power or gas lines or tile before you dig!

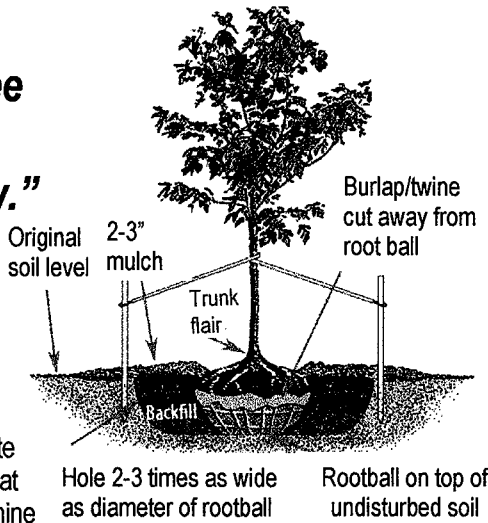
We sell trees two ways: Balled and Burlap (B&B), and Container Grown.

Balled and Burlap – These trees come with a fragile root ball still in its growing soil wrapped in burlap. B&B trees are more difficult to plant because they are bigger and heavier and you want to prevent soil from breaking off, which would expose their vulnerable roots to air. To plant them correctly measure the root ball and dig a hole that is only as deep as the root ball but twice as wide. To check depth, lay a stick across the hole and measure the distance to the bottom. Make sure the trunk flair is uncovered with no bark beneath the soil. (See illustration above) Once positioned, cut and fold back some of the ball's burlap, twine and if present, wire cage.

Container Grown – To plant a tree grown in a nursery container, dig a hole that is only as deep as the soil in the pot but twice as wide. If the tree is root-bound, poke a knife into any circling, matted roots to separate them. Plant so the trunk flair is uncovered with no bark beneath the soil. (See illustration above)

For both types of tree, **fertilize** and **mulch** the tree. Mulch is just what new trees need to retain moisture, control soil temperature and ward off weeds. Apply 2 to 3 inches of mulch around the tree's drip zone, which is as far as the tree's leaves grow out. Use a rake to pull mulch 1 to 2 inches from the tree trunk to provide proper air circulation. Avoid volcano mulching that creates a cool, damp environment, which can attract fungi, pests and diseases, or causes the tree to shoot out roots above the soil line. Then **stake** your tree for the first year, positioning the stake against the direction of the prevailing winds. **Water** your new tree at least weekly and more often in dry spells. It will need approx. 1-inch of water per week, either in rainfall or watering by a hose.

Getting your new tree off to a healthy start will help the tree mature to its full size and ensures it will provide benefits throughout your lifetime and beyond.



What's Bugging You?

By Laurie
Another cold, wet, late
Spring! YUCK!!

The Forsythia are still blooming! We are only at 158 Growing Degree Days (GDD). Last year at this time we were only at 148 and in 2017 we were at 340 GDD! This really fluctuates over the years. Plants are slow to leaf out, soil temperatures are cold and seeds are slow to germinate. Insects are late in emerging, but it sure doesn't seem to stop weeds from growing!!! Weeds! If everything would grow as easy as weeds, we would have it made. They grow easy and are hard to kill.

Weeds in you beds - Now is the time to remove any existing weeds in your beds. Hard to kill weeds can be sprayed with **Roundup** or **Bonide KleenUp**. The active chemical in both of these products is Glyphosate. This is post-emergent (after the plant is growing), non-selective (will kill any plant it touches) spray. It kills on contact with the leaves, but does not affect the soil. It translocates to the roots and kills from the root up. Some weed killers just burn the tops of the plants and not the roots and need more applications. You should also apply a pre-emergent herbicide (prevents weed seed from germinating), such as **Preen**. This product lasts about 3 months unless you use the extended control product.

Weeds in you Gardens - You can spray the existing weeds with Round Up before you start to till your garden since Glyphosate does not stay in the soil. You can only use a pre-emergent like Preen after you garden is up and growing because it prevents **all** seeds from germinating.

Weeds in your lawn - Having a weed free lawn is an ongoing project. The **First application** is in early spring for control of crabgrass and other annual weeds in your lawn. This is a pre-emergent and lasts around 3 months. A **Second application** should be later in May after you have mowed the lawn several times and **all** weeds are actively growing. Dandelions wake up faster than a lot of other weeds, and if you try to kill the dandelions early you may not kill all the other weeds. Use **Bonide Weed Beater Ultra** or any broadleaf weed killer for lawns. This product is selective and will kill only your broadleaf weeds and not the grass. Some weeds like Ground Ivy are hard to kill and may take more than 1 application. Use **Bonide Chickweed Clover & Oxalis Killer** for those hard to kill weeds.

Sedge can grow in lawns or beds. It looks like a weedy grass but can not be killed with the above products. Use **Bonide Sedge Ender** for control of that weed.

Be careful of products that say they kill weeds for a whole year. These are usually chemicals that stay in the soil and will kill anything that tries to grow including grass and desirable plants. This should only be used in stone areas and make sure that water will not run off into your lawn.

PLANT OF THE MONTH ~ Trees

Tree varieties that we carry at New Leaf:

Maples – Crimson King, Crimson Sunset, Sun Valley, Autumn Blaze, Brandywine, Redpoint, Fall Fiesta, Legacy, State Street and Japanese maples.

Buckeye, Serviceberry, Hornbeam, Redbud, Dogwood, Ginko, Tulip Tree, London Planetree, Weeping Willow, Ivory Silk Lilac, Bald Cypress, Hydrangea tree form, Crapemyrtle


Birch – Heritage Clump, River birch, White

Crabapple – April Showers, CoralBurst, PraireFire, Royal Raindrops, Showtime, Sugartyme

Cherry (ornamental) – Canada Red, Little Twist, Yoshino, Weeping

Plum (ornamental) – Krauter Vesuvius, Newport

Oak – Burr, Red, White



RETURN SERVICE REQUESTED



God made rainy days
 so gardeners could get
 the housework done!

**Garden To Do List
 May**



Garden: Average Frost-Free date is May 15th!

Plant tomato and pepper plants and most other annuals when danger of frost has passed. Add gypsum to the garden to loosen clay soil.

Not picking asparagus? Plant some now for next year.

Perennials

Start treating roses to prevent disease and insect damage. We have **Bayer** and **Bonide** products that are insecticides, fungicides, miticides and fertilizer.

Fertilize and deadhead your repeat blooming roses after the flowers fade to encourage a 2nd bloom.

Plant summer flowering bulbs such as Gladiolus and Cannas early May, and Dahlias toward end of May.

Help your garden mums and asters maintain a compact form by pinching back by half after they are 6-8" tall.

Repeat this process again mid-July. Plant new mums now for better survival over winter.

Report houseplants that are pot bound and move them outdoors when nighttime temps stay above 60°.

Annuals & Containers

Plant annual flowers and seeds of summer annuals after last average frost date May 15th.

Put fresh potting soil in containers as old soil has fewer nutrients and may contain harmful bacteria & fungi.

Landscape

Deadhead rhododendron blooms to direct the plant's energy toward producing flower buds for next year.

Prune spring blooming trees & shrubs right after blooming before they start setting buds for next year.

Prune back any winter damage on trees and shrubs.

Keep your blue hydrangeas blue by adding **aluminum sulfate** around the base of the plant. Follow label directions and don't overdo it.

Edge and clean up landscape beds, apply **Preen** weed preventer and then a light cover of new mulch to freshen their look.

Fertilize trees, shrubs and perennials with **Fertiome**

Tree and Shrub or tree spikes.

Add water lilies to your pond when water temperature reaches 70° F.


Put out hummingbird feeders and watch for their return.

Lawn

Apply broadleaf weed control. A granular weed / feed needs to be applied when grass is wet for the herbicide to work. Or a liquid containing **2,4-D**, such as the **Bonide Weed Beater** products, can be applied at any time except when rain is expected.

Gift Ideas for

MOTHER'S DAY



- Combo Planters
- Hanging Baskets
- Potted Plants
- Fairy Garden & Terrarium Supplies
- Perennials & Herbs
- Rose Bushes
- Flowering Trees
- Flowering Shrubs
- Garden Art
- Garden Flags & Holders
- Gazing Globes & Stands
- Decorative Garden solar lights
- Wind chimes
- Pottery
- Shepherd Hooks
- Summer Bulbs
- Bird Baths
- Bird Feeders and Food
- Garden Benches and **MORE!**

Can't Decide? Buy your Mom a Gift Certificate!

WE CARRY A LARGE SELECTION OF....


Trees - Evergreens - Shrubs

Plus everything you need for your lawn & garden!

- Ground Covers - Vines - Flowers - Perennials
- Fruit Trees and Fruit Plants
- Vegetable Plants & Seeds
- Patio Blocks - Decorative Stone
- Potting Soil, Peat Moss & Compost
- Top Soil & Mulch (bagged & bulk)
- Organic Gardening Supplies
- Garden Pond Supplies
- Trellis & Arbors
- Garden Tools

HOW IS YOUR CURB APPEAL??

Call For An Estimate!



The professionals at New Leaf not only design & install beautiful landscaping but can also help you maintain it! Trimming, Bed Edging, Mulching Shrub, Tree & Lawn Fertilization

REMEMBER YOUR LOVED ONES ON MEMORIAL DAY

- Cemetery Saddles & Vases
- Cemetery Wreaths
- Geraniums
- Bedding Plants
- Urns & Planters
- Silk Flower Bushes
- Memorial Stones & Flags
- Concrete Benches
- Decorative Solar Lights



We're OPEN Memorial Day 9:00 - 3:00