



CHRIS MURRAY
 REALTOR® | DRE# 01339816
 chris@inlandempiresold.com

ANDREA MURRAY
 REALTOR® | DRE# 01474696
 drea@inlandempiresold.com

951.487.7007
 www.inlandempiresold.com

Connect with us on:

24663 Monroe Ave Suite
 B101 Murrieta, CA 92562



PRESORTED
 STANDARD
 US POSTAGE
 PAID
 REAL MARKETING

Published by REAL Marketing (RM) | www.REALMarketing4You.com | 858.952.4280 | © 2022

GREER RANCH

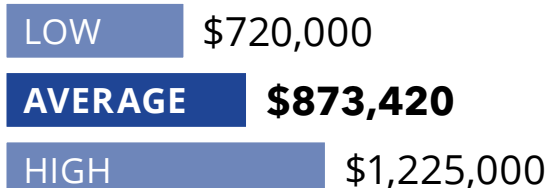
Real Estate Market Report
SUMMER 2022

GREER RANCH

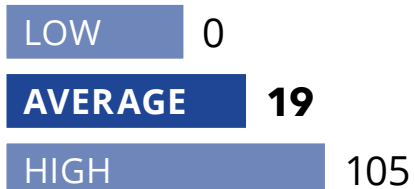
REAL ESTATE REVIEW
 YEAR-TO-DATE

35 TOTAL HOMES SOLD

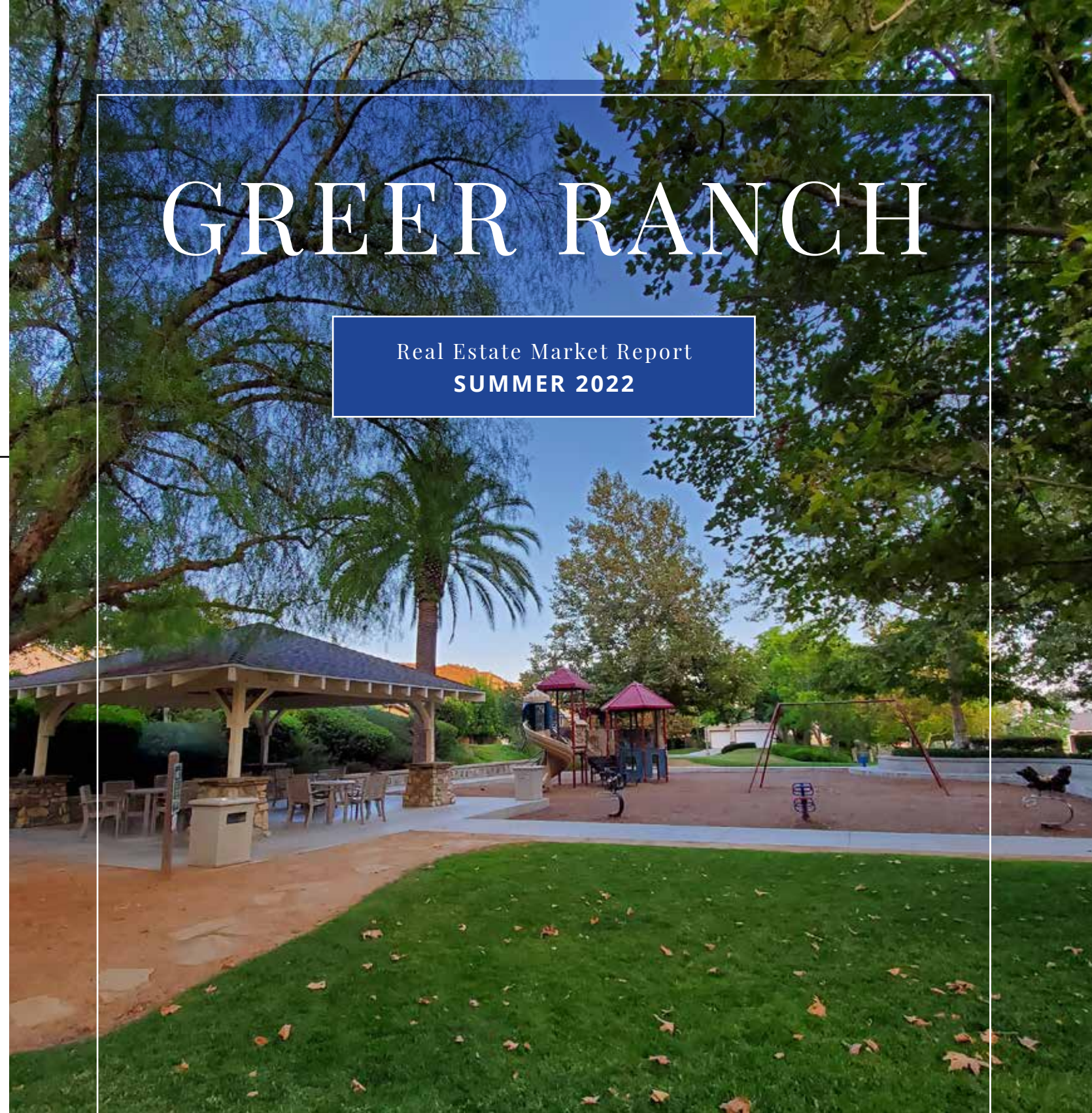
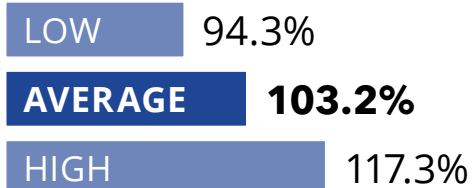
SOLD PRICE



DAYS ON MARKET



SP/LP RATIO



Prepared Especially for
FUTURE FRIENDS AND NEIGHBORS

Dear Future Friends and Neighbors,
 These statistics represent the current market trends in your community.
 For an in-depth analysis on how these trends affect your home's value,
 call us today at **951.487.7007** for a free consultation.

Data based on listings from CRISNet MLS from January 1st to August 12th, 2022 Information deemed accurate but not guaranteed.

Presented by
CHRIS AND ANDREA MURRAY
 Your Greer Ranch Real Estate Specialists



RE/MAX
 EMPIRE PROPERTIES



CHRIS MURRAY
REALTOR® | DRE# 01339816
chris@inlandempiresold.com

ANDREA MURRAY
REALTOR® | DRE# 01474696
drea@inlandempiresold.com

951.487.7007
www.inlandempiresold.com



Connect with us on:



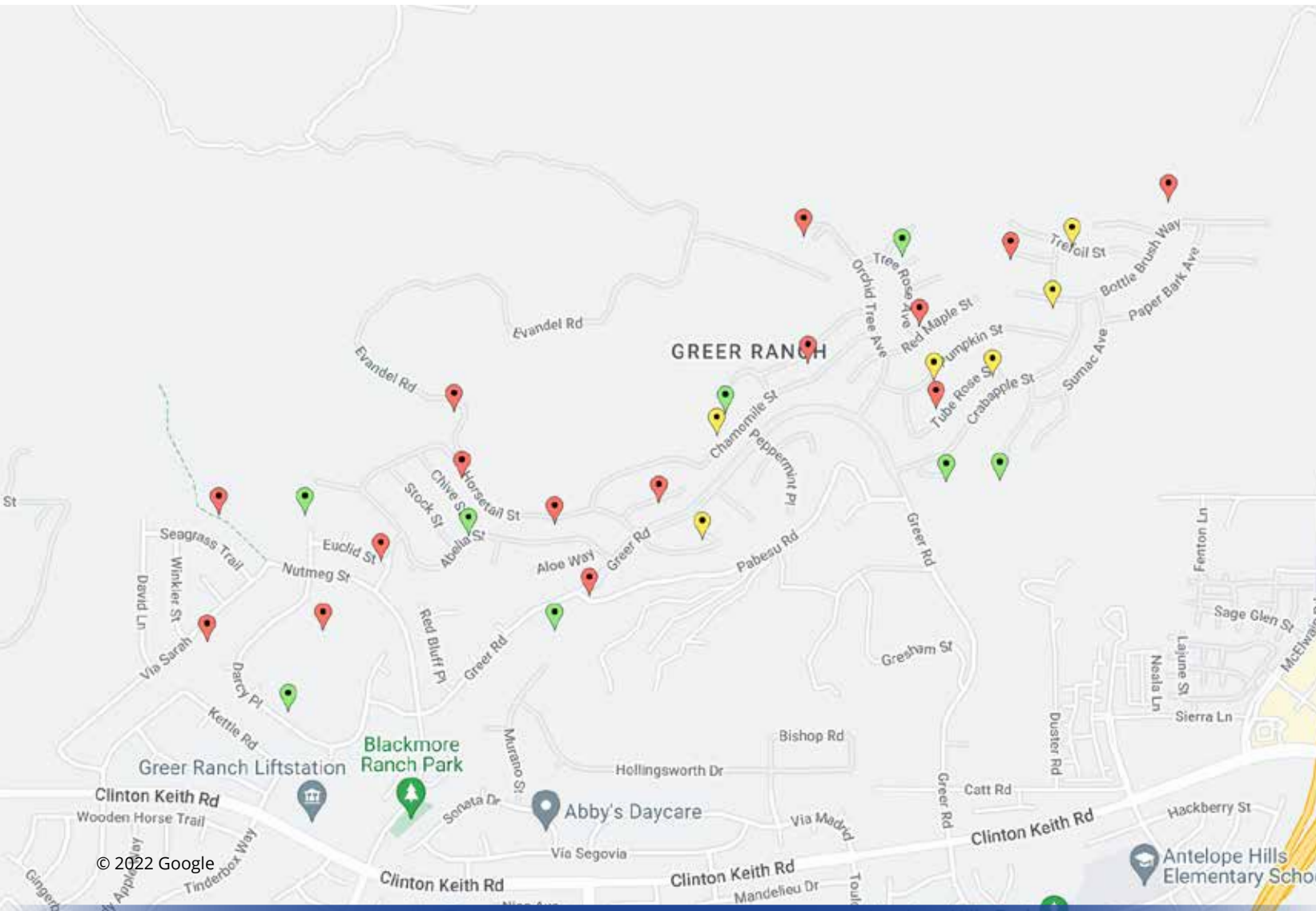
Dear Future Friends and Neighbors,
Receive the most accurate assessment of your home's value, provided to you as a complimentary service by The Murray Team, your Greer Ranch real estate specialists. You will not be contacted with any other solicitation.



www.inlandempiresold.com

CURRENT ACTIVITY MAP

📍 ACTIVE 📍 PENDING 📍 SOLD



**GREER RANCH
AT A GLANCE**

15 HOMES RECENTLY SOLD	\$904,486 AVERAGE ACTIVE LIST PRICE	\$880,267 AVERAGE SOLD PRICE	24 AVERAGE DAYS ON MARKET (SOLDS)
-------------------------------------	--	---	--

This map is a visual representation of the data on the opposing page. The data and corresponding location pins are deemed to be accurate but not guaranteed. Some location pins may not be visible and/or updated with the latest location data.

If you want to know what your home would sell for in today's market, contact us today at **951.487.7007**.

GREER RANCH

REAL ESTATE MARKET REPORT

8
HOMES
CURRENTLY
AVAILABLE

Beds Range: **4 - 5**
Baths Range: **2.0 - 3.0**
Est. Sq. Ft. Range*: **2,700 - 3,800**
Price Range: **\$749,999 - \$1,089,000**

6
HOMES
CURRENTLY
PENDING

Beds Range: **3 - 5**
Baths Range: **3.0**
Est. Sq. Ft. Range*: **2,700 - 5,200**
Price Range: **\$522,000 - \$1,395,000**

HOMES RECENTLY SOLD

STATUS	ADDRESS	BEDS	BATHS	EST. SQ. FT.	LIST PRICE	SOLD PRICE	SOLD DATE
Sold	27079 Tube Rose Street	4	3.0	2,952	\$768,800	\$725,000	08/08/22
Sold	26441 Horsetail Street	5	3.0	3,410	\$1,100,000	\$1,090,000	08/04/22
Sold	26804 Desert Locus Street	5	4.1	3,863	\$879,999	\$870,000	07/25/22
Sold	27365 Bottle Brush Way	5	3.0	3,948	\$965,000	\$960,000	07/15/22
Sold	26910 Lemon Grass Way	5	3.0	3,646	\$974,999	\$1,035,000	07/07/22
Sold	27557 Bottle Brush Way	4	3.0	2,945	\$769,900	\$759,000	07/05/22
Sold	35607 Peppermint Place	3	3.0	2,740	\$785,000	\$800,000	06/24/22
Sold	26743 Chamomile Street	5	4.1	4,311	\$949,000	\$970,000	06/22/22
Sold	35495 Iceplant Lane	5	4.1	3,806	\$1,125,000	\$1,225,000	06/10/22
Sold	26273 Horsetail Street	5	3.0	3,590	\$930,000	\$910,000	06/06/22
Sold	26631 Chamomile Street	4	3.0	2,859	\$769,000	\$760,000	05/27/22
Sold	26575 Chamomile Street	4	3.0	2,859	\$750,000	\$745,000	05/20/22
Sold	27696 Elderberry Street	4	2.1	2,809	\$750,000	\$760,000	05/19/22
Sold	27500 Bottle Brush Way	4	3.0	3,362	\$774,900	\$775,000	05/05/22
Sold	27321 Ruby Grass Court	4	3.0	3,362	\$770,000	\$820,000	04/27/22

The Murray Team and RE/MAX Empire Properties are not in any way affiliated with Greer Ranch Home Owners Association, nor is this in any way an official advertisement or publication of Greer Ranch. © 2022 All rights reserved. This representation is based on sales and data reported by multiple brokers/agents to the CRISNet MLS between April 27th and August 12th, 2022. Listings and sales may not be those of RE/MAX Empire Properties. The CRISNet MLS does not guarantee the accuracy of this data, which may not reflect all the real estate activity in the area. E&OE covered. This market report is not intended to solicit properties already listed for sale nor intended to cause a breach of an existing agency relationship. *Estimated square feet rounded down to nearest hundred.

