



24663 Monroe Ave Suite
B101 Murrieta, CA 92562



PRESORTED
STANDARD
US POSTAGE
PAID
REAL MARKETING


CHRIS MURRAY
REALTOR® | DRE# 01339816
chris@inlandempiresold.com

ANDREA MURRAY
REALTOR® | DRE# 01474696
drea@inlandempiresold.com

951.487.7007
www.inlandempiresold.com

Connect with us on:

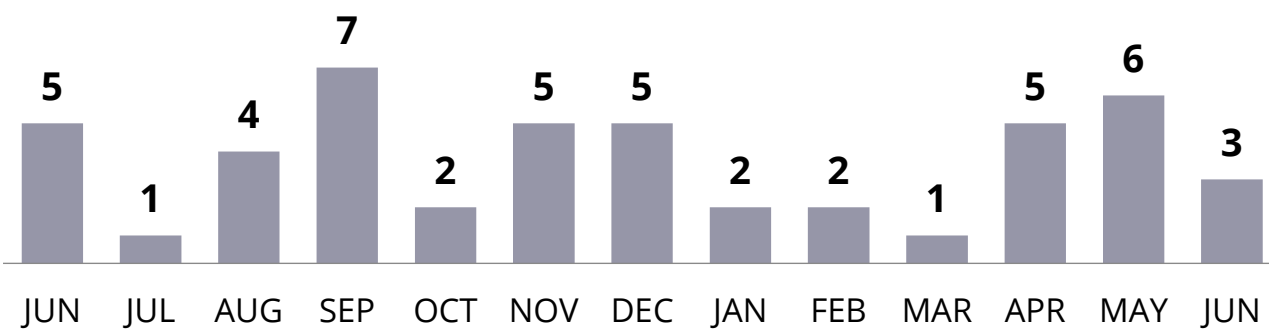
Published by REAL Marketing (RM) | www.REALMarketing4You.com | 858.952.4280 | © 2022



MURRIETA MESA

REAL ESTATE REVIEW
MID-YEAR

HOMES SOLD PER MONTH



MID-YEAR 2022 SALES TRENDS

19
TOTAL
HOMES SOLD

\$698,197
AVERAGE
SOLD PRICE

26
AVERAGE
DAYS ON MARKET

Prepared Especially for
FUTURE FRIENDS AND NEIGHBORS

Dear Future Friends and Neighbors,
These statistics represent the current market trends in your community. For an in-depth analysis on how these trends affect your home's value, call us today at **951.487.7007** for a free consultation.

Data based on listings from CRISNet MLS from June 1st, 2021 to June 30th, 2022. Information deemed accurate but not guaranteed.

Presented by
CHRIS AND ANDREA MURRAY
Your Murrieta Mesa Real Estate Specialists



RE/MAX
EMPIRE PROPERTIES



CHRIS MURRAY
 REALTOR® | DRE# 01339816
 chris@inlandempiresold.com

ANDREA MURRAY
 REALTOR® | DRE# 01474696
 drea@inlandempiresold.com

951.487.7007
 www.inlandempiresold.com



Connect with us on:



Dear Future Friends and Neighbors,
 Receive the most accurate assessment of your home's value, provided to you as a complimentary service by The Murray Team, your Murrieta Mesa real estate specialists. You will not be contacted with any other solicitation.



www.inlandempiresold.com

If you want to know what your home would sell for in today's market, contact us today at **951.487.7007**.

MURRIETA MESA

REAL ESTATE MARKET REPORT

4 HOMES CURRENTLY AVAILABLE
 Beds Range: **4 - 5**
 Baths Range: **2.0 - 3.0**
 Est. Sq. Ft. Range*: **2,400 - 2,900**
 Price Range: **\$650,000 - \$820,000**

4 HOMES CURRENTLY PENDING
 Beds Range: **3 - 5**
 Baths Range: **2.0 - 3.0**
 Est. Sq. Ft. Range*: **1,200 - 2,900**
 Price Range: **\$358,000 - \$799,999**

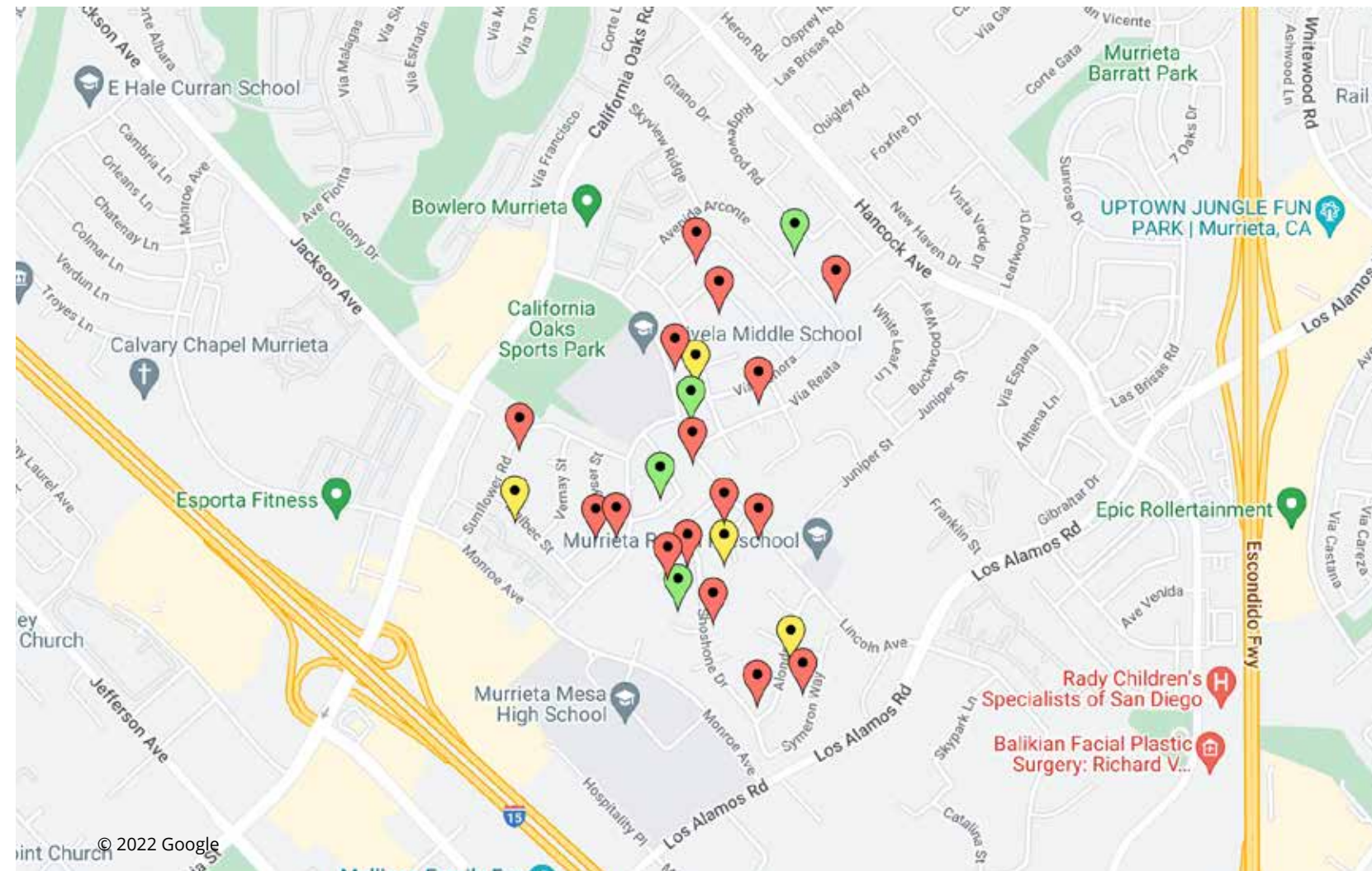
HOMES RECENTLY SOLD

STATUS	ADDRESS	BEDS	BATHS	EST. SQ. FT.	LIST PRICE	SOLD PRICE	SOLD DATE
Sold	40668 Sunflower Road	3	2.0	1,241	\$570,000	\$575,000	07/08/22
Sold	40674 Kona Court	5	3.0	2,959	\$1,090,000	\$1,060,000	06/30/22
Sold	24816 Shoshone Drive	5	3.0	3,259	\$839,900	\$834,000	06/29/22
Sold	24453 Via Primero	4	2.1	2,086	\$629,900	\$720,000	06/03/22
Sold	40637 Symeron Way	4	2.1	1,997	\$650,000	\$650,000	05/27/22
Sold	40721 Alondra Drive	3	2.0	1,666	\$565,000	\$600,000	05/26/22
Sold	24595 Corte Jaramillo	5	3.0	2,882	\$563,750	\$563,750	05/20/22
Sold	40653 Symphony Park Lane	4	2.1	2,716	\$720,000	\$750,000	05/16/22
Sold	40676 Geyser Way	3	2.0	1,367	\$525,000	\$560,000	05/12/22
Sold	24665 Lincoln Avenue	4	2.1	2,795	\$739,000	\$740,000	05/12/22
Sold	40331 Via Reata	5	3.0	2,985	\$682,000	\$687,000	04/25/22
Sold	40565 Eyota Court	5	3.0	2,959	\$794,999	\$840,000	04/15/22
Sold	40622 Kona Court	5	3.0	2,959	\$775,000	\$776,500	04/06/22
Sold	40325 Corte Campeon	4	3.0	2,441	\$675,000	\$687,500	04/05/22
Sold	24787 Lincoln Avenue	4	3.0	2,164	\$609,999	\$615,000	04/01/22
Sold	40202 Via Reata	5	3.0	2,424	\$664,900	\$675,000	03/16/22

MURRIETA MESA MARKET ACTIVITY

● ACTIVE
 ● PENDING
 ● SOLD

16 HOMES RECENTLY SOLD	\$735,248 AVERAGE LISTING LIST PRICE	27 AVERAGE DAYS ON MARKET (SOLDS)	\$708,359 AVERAGE SOLD PRICE
----------------------------------	--	---	--



This map is a visual representation of the data on the opposing page. The data and corresponding location pins are deemed to be accurate but not guaranteed. Some location pins may not be visible and/or updated with the latest location data.

The Murray Team and RE/MAX Empire Properties are not in any way affiliated with Murrieta Mesa Home Owners Association, nor is this in any way an official advertisement or publication of Murrieta Mesa. © 2022 All rights reserved. This representation is based on sales and data reported by multiple brokers/agents to the CRISNet MLS between March 16th and July 14th, 2022. Listings and sales may not be those of RE/MAX Empire Properties. The CRISNet MLS does not guarantee the accuracy of this data, which may not reflect all the real estate activity in the area. E&OE covered. This market report is not intended to solicit properties already listed for sale nor intended to cause a breach of an existing agency relationship. *Estimated square feet rounded down to nearest hundred.

