






**CHRIS MURRAY**  
REALTOR® | DRE# 01339816  
chris@inlandempiresold.com

**ANDREA MURRAY**  
REALTOR® | DRE# 01474696  
drea@inlandempiresold.com

**951.487.7007**  
www.inlandempiresold.com


Connect with us on:   

24663 Monroe Ave Suite  
B101 Murrieta, CA 92562



PRESORTED  
STANDARD  
US POSTAGE  
PAID  
REAL MARKETING

Published by REAL Marketing (RM) | www.REALMarketing4You.com | 858.952.4280 | © 2023



# MURRIETA MESA

Real Estate Market Report  
**YEAR-END 2023**

Prepared Especially for  
**FUTURE FRIENDS AND NEIGHBORS**

Presented by  
**CHRIS AND ANDREA MURRAY**  
Your Murrieta Mesa Real Estate Specialists



**RE/MAX**  
EMPIRE PROPERTIES

HAPPY NEW YEAR

May your  
walls know joy,  
may every room  
hold laughter, and  
every window open to  
*great possibility.*

MARYANNE RADMACHER-HERSHEY

**FUTURE FRIENDS AND NEIGHBORS,**

Hoping that you are surrounded by warmth, comfort, and optimism for the future. As we all look toward the year ahead, if your plans include a change in real estate, let's discuss how to strategically make your dream a reality. Call today to start the conversation that ends with your real estate success!





**CHRIS MURRAY**  
 REALTOR® | DRE# 01339816  
 chris@inlandempiresold.com

**ANDREA MURRAY**  
 REALTOR® | DRE# 01474696  
 drea@inlandempiresold.com

**951.487.7007**  
 www.inlandempiresold.com



Connect with us on:



## SCAN HERE FOR YOUR HOME VALUE

**Future Friends and Neighbors,**  
 Scan and receive the most accurate assessment of your home's value, provided to you as a complimentary service by **The Murray Team**, your **Murrieta Mesa** real estate specialists.



If you want to know what your home would sell for in today's market, contact us today at **951.487.7007**.

# MURRIETA MESA

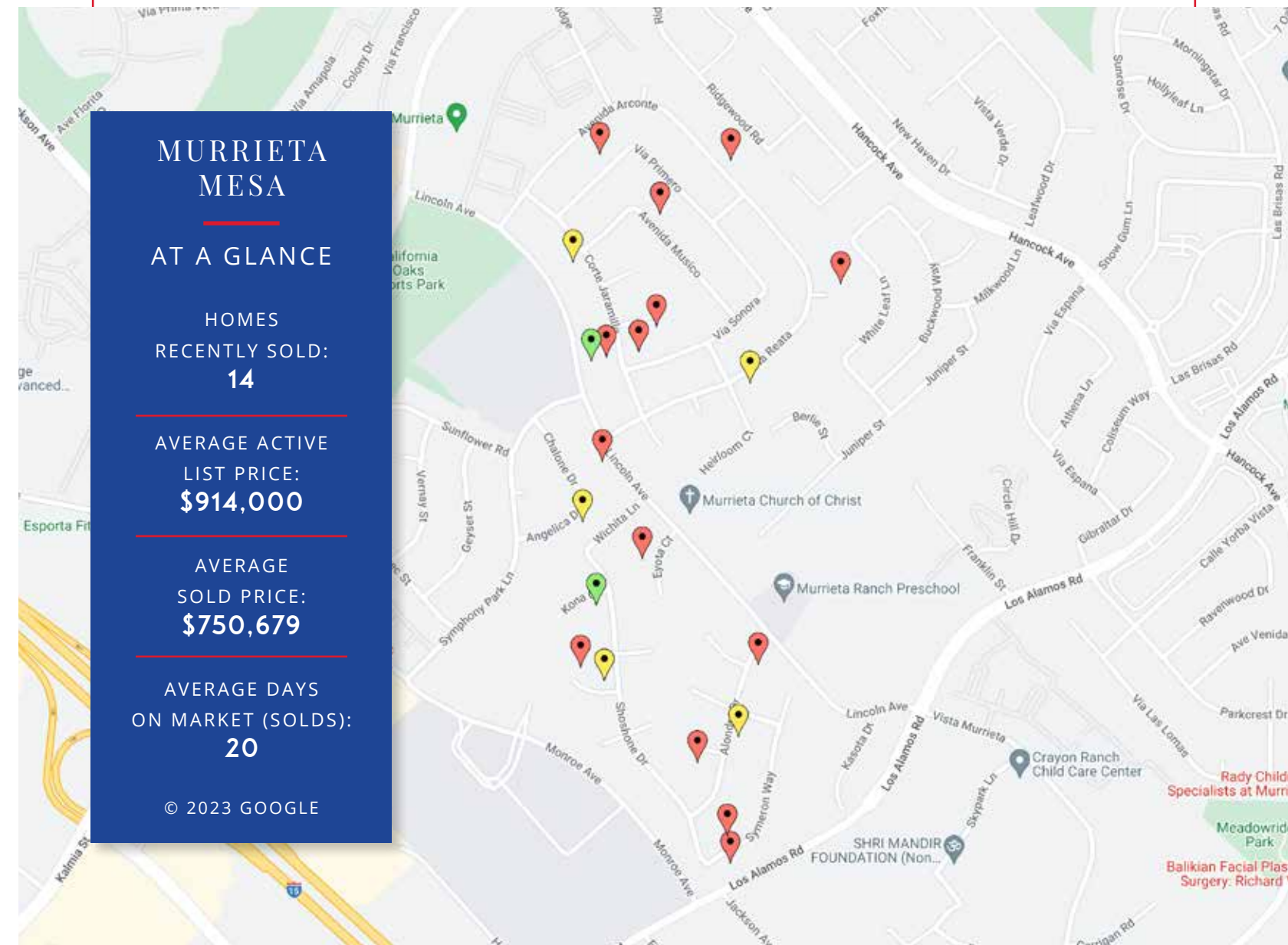
## REAL ESTATE MARKET REPORT

<b>2</b> HOMES CURRENTLY AVAILABLE	Beds Range: <b>5 - Same</b>	<b>5</b> HOMES CURRENTLY PENDING	Beds Range: <b>4 - 5</b>
	Baths Range: <b>3.0 - Same</b>		Baths Range: <b>2.0 - 3.0</b>
	Est. Sq. Ft. Range*: <b>2,800 - 2,900</b>		Est. Sq. Ft. Range*: <b>1,700 - 3,200</b>
	Price Range: <b>\$768,000 - \$1,060,000</b>		Price Range: <b>\$439,900 - \$849,900</b>

### HOMES RECENTLY SOLD

STATUS	ADDRESS	BEDS	BATHS	EST. SQ. FT.	LIST PRICE	SOLD PRICE	SOLD DATE
Sold	40723 Symeron Way	4	2.1	1,997	\$715,000	\$705,000	12/01/23
Sold	24665 Lincoln Avenue	4	2.0	2,795	\$779,000	\$770,000	11/24/23
Sold	40734 Symeron Way	5	3.0	2,550	\$716,000	\$736,000	10/27/23
Sold	40355 Via Sonoro	4	2.1	2,754	\$690,000	\$690,000	10/10/23
Sold	40554 Alondra Drive	4	2.1	1,997	\$625,000	\$632,500	10/06/23
Sold	40717 Locata Court	5	3.0	2,959	\$765,000	\$785,000	09/28/23
Sold	24694 Corte Gambino	5	3.0	2,745	\$790,000	\$825,000	09/27/23
Sold	24578 Avenida Musico	3	2.0	1,857	\$589,900	\$607,000	08/22/23
Sold	40348 Corte Martinez	5	3.0	2,882	\$699,888	\$725,000	08/07/23
Sold	24919 Regis Court	4	2.1	1,997	\$725,000	\$716,000	08/03/23
Sold	24538 Avenida Arconte	4	3.0	2,817	\$650,000	\$675,000	07/28/23
Sold	40571 Eyota Court	5	3.0	3,259	\$1,069,500	\$1,200,000	07/28/23
Sold	24595 Corte Jaramillo	5	3.0	2,882	\$757,000	\$748,000	07/24/23
Sold	24462 Via Primero	4	3.0	2,745	\$698,000	\$695,000	07/21/23

## CURRENT ACTIVITY MAP



**MURRIETA MESA**  
**AT A GLANCE**

HOMES RECENTLY SOLD: **14**

AVERAGE ACTIVE LIST PRICE: **\$914,000**

AVERAGE SOLD PRICE: **\$750,679**

AVERAGE DAYS ON MARKET (SOLDS): **20**

© 2023 GOOGLE

The Murray Team and RE/MAX Empire Properties are not in any way affiliated with Murrieta Mesa Home Owners Association, nor is this in any way an official advertisement or publication of Murrieta Mesa. © 2023 All rights reserved. This representation is based on sales and data reported by multiple brokers/agents to the CRMLS between July 21st and December 19th, 2023. Listings and sales may not be those of RE/MAX Empire Properties. The CRMLS does not guarantee the accuracy of this data, which may not reflect all the real estate activity in the area. E&OE covered. This market report is not intended to solicit properties already listed for sale nor intended to cause a breach of an existing agency relationship. \*Estimated square feet rounded down to nearest hundred.



This map is a visual representation of the data on the opposing page. The data and corresponding location pins are deemed to be accurate but not guaranteed. Some location pins may not be visible and/or updated with the latest location data.

