



CHRIS MURRAY
REALTOR® | DRE# 01339816
chris@inlandempiresold.com

ANDREA MURRAY
REALTOR® | DRE# 01474696
drea@inlandempiresold.com

951.487.7007
www.inlandempiresold.com

Connect with us on:

24663 Monroe Ave Suite
B101 Murrieta, CA 92562



PRESORTED
STANDARD
US POSTAGE
PAID
REAL MARKETING

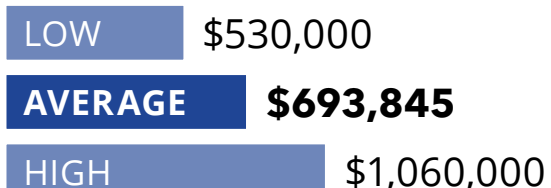
Published by REAL Marketing (RM) | www.REALMarketing4You.com | 858.952.4280 | © 2022

MURRIETA MESA

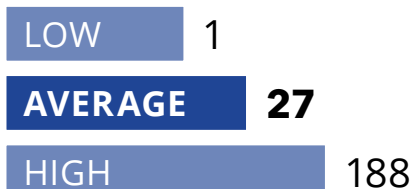
REAL ESTATE REVIEW
YEAR-TO-DATE

21 TOTAL HOMES SOLD

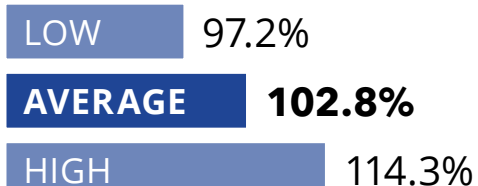
SOLD PRICE



DAYS ON MARKET



SP/LP RATIO



MURRIETA MESA

Real Estate Market Report
SUMMER 2022

Prepared Especially for
FUTURE FRIENDS AND NEIGHBORS

Dear Future Friends and Neighbors,
These statistics represent the current market trends in your community. For an in-depth analysis on how these trends affect your home's value, call us today at **951.487.7007** for a free consultation.

Data based on listings from CRISNet MLS from January 1st to August 12th, 2022. Information deemed accurate but not guaranteed.

Presented by
CHRIS AND ANDREA MURRAY
Your Murrieta Mesa Real Estate Specialists



RE/MAX
EMPIRE PROPERTIES



CHRIS MURRAY
REALTOR® | DRE# 01339816
chris@inlandempiresold.com

ANDREA MURRAY
REALTOR® | DRE# 01474696
drea@inlandempiresold.com

951.487.7007
www.inlandempiresold.com



Connect with us on:



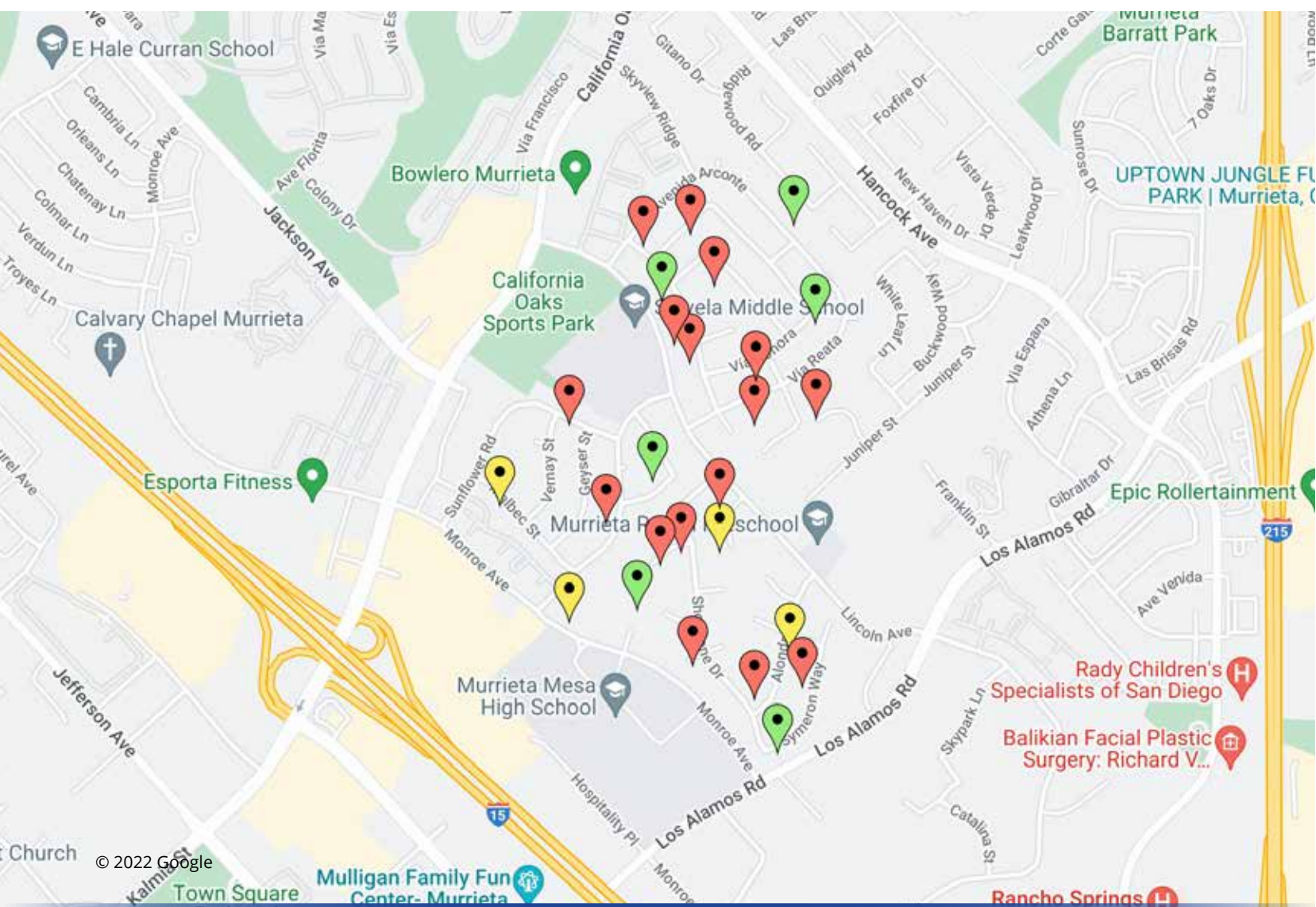
Dear Future Friends and Neighbors,
Receive the most accurate assessment of your home's value, provided to you as a complimentary service by The Murray Team, your Murrieta Mesa real estate specialists. You will not be contacted with any other solicitation.



www.inlandempiresold.com

CURRENT ACTIVITY MAP

● ACTIVE ● PENDING ● SOLD



If you want to know what your home would sell for in today's market, contact us today at **951.487.7007**.

MURRIETA MESA

REAL ESTATE MARKET REPORT

6
HOMES
CURRENTLY
AVAILABLE

Beds Range: **3 - 5**
Baths Range: **2.0 - 3.0**
Est. Sq. Ft. Range*: **1,500 - 2,900**
Price Range: **\$569,900 - \$799,000**

4
HOMES
CURRENTLY
PENDING

Beds Range: **3 - 5**
Baths Range: **2.0 - 3.0**
Est. Sq. Ft. Range*: **1,200 - 2,900**
Price Range: **\$358,000 - \$799,999**

HOMES RECENTLY SOLD

STATUS	ADDRESS	BEDS	BATHS	EST. SQ. FT.	LIST PRICE	SOLD PRICE	SOLD DATE
Sold	24595 Corte Jaramillo	5	3.0	2,882	\$729,000	\$730,000	08/10/22
Sold	40668 Sunflower Road	3	2.0	1,241	\$570,000	\$575,000	07/08/22
Sold	40674 Kona Court	5	3.0	2,959	\$1,090,000	\$1,060,000	06/30/22
Sold	24816 Shoshone Drive	5	3.0	3,259	\$839,900	\$834,000	06/29/22
Sold	24453 Via Primero	4	2.1	2,086	\$629,900	\$720,000	06/03/22
Sold	40637 Symeron Way	4	2.1	1,997	\$650,000	\$650,000	05/27/22
Sold	40721 Alondra Drive	3	2.0	1,666	\$565,000	\$600,000	05/26/22
Sold	24595 Corte Jaramillo	5	3.0	2,882	\$563,750	\$563,750	05/20/22
Sold	40653 Symphony Park Lane	4	2.1	2,716	\$720,000	\$750,000	05/16/22
Sold	40676 Geyser Way	3	2.0	1,367	\$525,000	\$560,000	05/12/22
Sold	24665 Lincoln Avenue	4	2.1	2,795	\$739,000	\$740,000	05/12/22
Sold	40331 Via Reata	5	3.0	2,985	\$682,000	\$687,000	04/25/22
Sold	40565 Eyota Court	5	3.0	2,959	\$794,999	\$840,000	04/15/22
Sold	40622 Kona Court	5	3.0	2,959	\$775,000	\$776,500	04/06/22
Sold	40325 Corte Campeon	4	3.0	2,441	\$675,000	\$687,500	04/05/22
Sold	24787 Lincoln Avenue	4	3.0	2,164	\$609,999	\$615,000	04/01/22

MURRIETA MESA

AT A GLANCE

16 HOMES RECENTLY SOLD | **\$678,632** AVERAGE ACTIVE LIST PRICE | **\$711,797** AVERAGE SOLD PRICE | **30** AVERAGE DAYS ON MARKET (SOLDS)

This map is a visual representation of the data on the opposing page. The data and corresponding location pins are deemed to be accurate but not guaranteed. Some location pins may not be visible and/or updated with the latest location data.

The Murray Team and RE/MAX Empire Properties are not in any way affiliated with Murrieta Mesa Home Owners Association, nor is this in any way an official advertisement or publication of Murrieta Mesa. © 2022 All rights reserved. This representation is based on sales and data reported by multiple brokers/agents to the CRISNet MLS between April 1st and August 12th, 2022. Listings and sales may not be those of RE/MAX Empire Properties. The CRISNet MLS does not guarantee the accuracy of this data, which may not reflect all the real estate activity in the area. E&OE covered. This market report is not intended to solicit properties already listed for sale nor intended to cause a breach of an existing agency relationship. *Estimated square feet rounded down to nearest hundred.

