



**CHRIS MURRAY**  
REALTOR® | DRE# 01339816  
chris@inlandempiresold.com

**ANDREA MURRAY**  
REALTOR® | DRE# 01474696  
drea@inlandempiresold.com

**951.487.7007**  
www.inlandempiresold.com

Connect with us on:

24663 Monroe Ave Suite  
B101 Murrieta, CA 92562



PRESORTED  
STANDARD  
US POSTAGE  
PAID  
REAL MARKETING

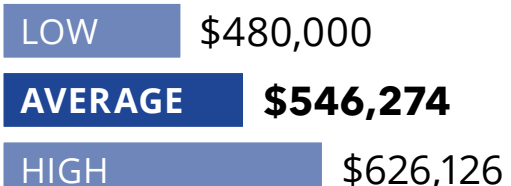
Published by REAL Marketing (RM) | www.REALMarketing4You.com | 858.952.4280 | © 2022

# STONEY MOUNTAIN RANCH

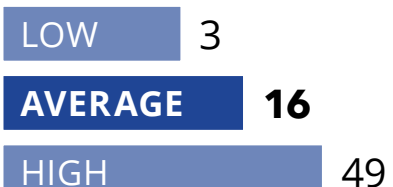
REAL ESTATE REVIEW  
YEAR-TO-DATE

## 22 TOTAL HOMES SOLD

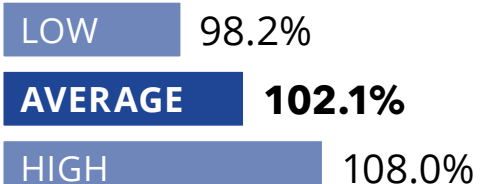
### SOLD PRICE



### DAYS ON MARKET



### SP/LP RATIO



# STONEY MOUNTAIN RANCH

Real Estate Market Report  
SUMMER 2022

Prepared Especially for  
**FUTURE FRIENDS AND NEIGHBORS**

**Dear Future Friends and Neighbors,**  
These statistics represent the current market trends in your community. For an in-depth analysis on how these trends affect your home's value, call us today at **951.487.7007** for a free consultation.

Data based on listings from CRISNet MLS from January 1st to August 12th, 2022. Information deemed accurate but not guaranteed.

Presented by  
**CHRIS AND ANDREA MURRAY**  
Your Stoney Mountain Ranch Real Estate Specialists



**RE/MAX**  
EMPIRE PROPERTIES





**CHRIS MURRAY**  
REALTOR® | DRE# 01339816  
chris@inlandempiresold.com

**ANDREA MURRAY**  
REALTOR® | DRE# 01474696  
drea@inlandempiresold.com

**951.487.7007**  
www.inlandempiresold.com



Connect with us on:



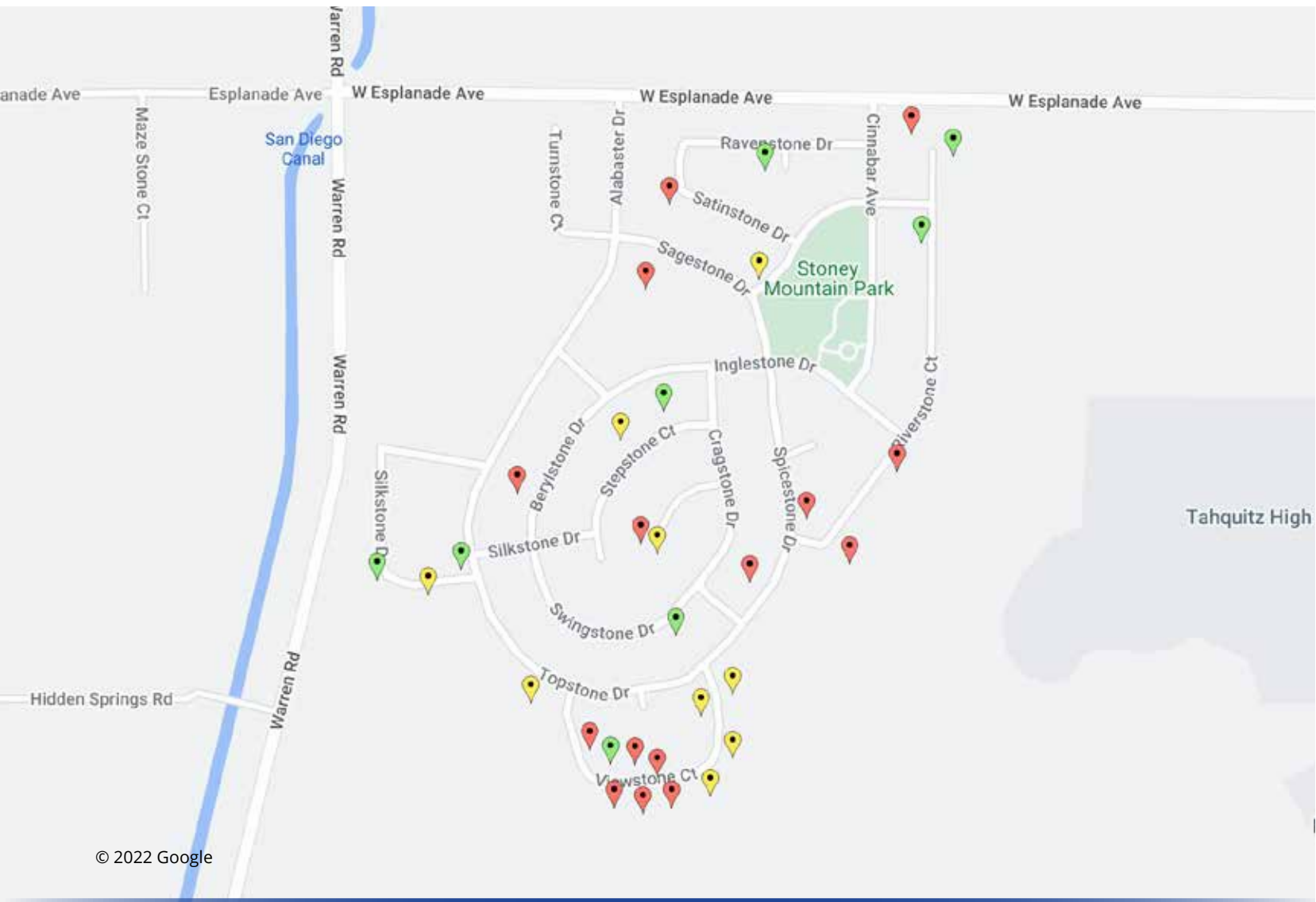
**Dear Future Friends and Neighbors,**  
Receive the most accurate assessment of your home's value, provided to you as a complimentary service by The Murray Team, your Stoney Mountain Ranch real estate specialists. You will not be contacted with any other solicitation.



[www.inlandempiresold.com](http://www.inlandempiresold.com)

**CURRENT ACTIVITY MAP**

ACTIVE PENDING SOLD



If you want to know what your home would sell for in today's market, contact us today at **951.487.7007**.

**STONEY MOUNTAIN RANCH**

REAL ESTATE MARKET REPORT

**8**  
**HOMES**  
**CURRENTLY AVAILABLE**  
Beds Range: **3 - 5**  
Baths Range: **2.0 - 3.0**  
Est. Sq. Ft. Range\*: **1,700 - 2,900**  
Price Range: **\$492,900 - \$620,660**

**9**  
**HOMES**  
**CURRENTLY PENDING**  
Beds Range: **3 - 5**  
Baths Range: **3.0**  
Est. Sq. Ft. Range\*: **1,700 - 2,400**  
Price Range: **\$489,900 - \$569,900**

**HOMES RECENTLY SOLD**

STATUS	ADDRESS	BEDS	BATHS	EST. SQ. FT.	LIST PRICE	SOLD PRICE	SOLD DATE
Sold	5453 Viewstone Court	4	3.0	2,405	\$550,990	\$550,900	08/09/22
Sold	1177 Spicestone Drive	4	2.0	3,186	\$609,990	\$620,000	08/09/22
Sold	5395 Satinstone Drive	4	3.0	2,462	\$579,900	\$595,000	08/08/22
Sold	1250 Riverstone Court	4	3.0	2,244	\$589,000	\$590,000	08/04/22
Sold	5454 Viewstone Court	4	3.0	2,296	\$579,900	\$626,126	08/02/22
Sold	5473 Viewstone Court	3	2.0	1,779	\$509,900	\$509,900	07/29/22
Sold	5473 Viewstone Court	3	2.0	1,779	\$490,900	\$509,900	07/29/22
Sold	5513 Viewstone Court	3	2.0	1,779	\$487,900	\$517,727	07/29/22
Sold	5484 Viewstone Court	4	3.0	2,405	\$570,900	\$570,900	07/28/22
Sold	1069 Capstone Lane	3	2.0	1,779	\$514,900	\$514,900	07/08/22
Sold	5412 Circlestone Court	5	2.0	2,278	\$529,000	\$535,000	07/08/22
Sold	1089 Capstone Lane	4	3.0	2,405	\$549,900	\$591,770	06/17/22
Sold	1463 Riverstone Court	3	2.0	1,652	\$459,900	\$480,000	06/13/22
Sold	1079 Capstone Lane	4	2.0	2,056	\$529,900	\$529,900	06/10/22
Sold	1219 Berylstone Drive	4	2.0	2,098	\$499,900	\$520,000	05/25/22

**STONEY MOUNTAIN RANCH**

**AT A GLANCE**

**15** HOMES RECENTLY SOLD | **\$552,783** AVERAGE ACTIVE LIST PRICE | **\$550,802** AVERAGE SOLD PRICE | **19** AVERAGE DAYS ON MARKET (SOLDS)

This map is a visual representation of the data on the opposing page. The data and corresponding location pins are deemed to be accurate but not guaranteed. Some location pins may not be visible and/or updated with the latest location data.

The Murray Team and RE/MAX Empire Properties are not in any way affiliated with Stoney Mountain Ranch Home Owners Association, nor is this in any way an official advertisement or publication of Stoney Mountain Ranch. © 2022 All rights reserved. This representation is based on sales and data reported by multiple brokers/agents to the CRISNet MLS between May 25th and August 12th, 2022. Listings and sales may not be those of RE/MAX Empire Properties. The CRISNet MLS does not guarantee the accuracy of this data, which may not reflect all the real estate activity in the area. E&OE covered. This market report is not intended to solicit properties already listed for sale nor intended to cause a breach of an existing agency relationship. \*Estimated square feet rounded down to nearest hundred.

