



24663 Monroe Ave Suite  
B101 Murrieta, CA 92562



PRESORTED  
STANDARD  
US POSTAGE  
PAID  
REAL MARKETING

**CHRIS MURRAY**  
REALTOR® | DRE# 01339816  
chris@inlandempiresold.com

**ANDREA MURRAY**  
REALTOR® | DRE# 01474696  
drea@inlandempiresold.com

**951.487.7007**  
www.inlandempiresold.com

Connect with us on:

Published by REAL Marketing (RM) | www.REALMarketing4You.com | 858.952.4280 | © 2023

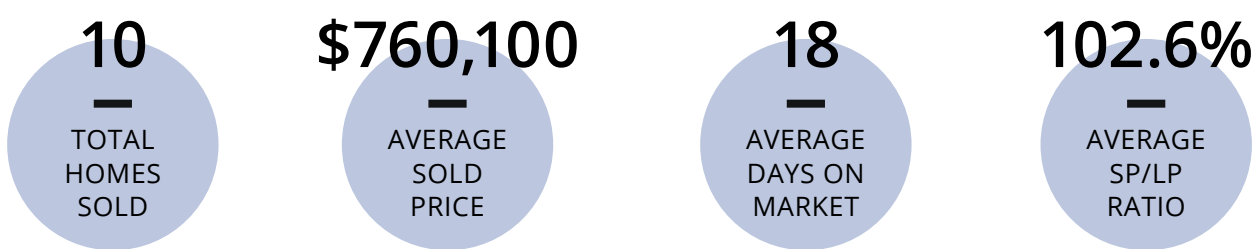


## MURRIETA MESA


REAL ESTATE REVIEW  
3RD QUARTER

### 3RD QUARTER SALES TRENDS

LAST YEAR THIS YEAR



TOTAL HOMES SOLD	AVERAGE SOLD PRICE	AVERAGE DAYS ON MARKET	AVERAGE SP/LP RATIO
6	\$657,167	25	99.3%
4 More This Year	15.7% Increase This Year	7 Days Less This Year	3.3% Increase This Year



# MURRIETA MESA

Real Estate Market Report  
**FALL 2023**

Prepared Especially for  
**FUTURE FRIENDS AND NEIGHBORS**

**Dear Future Friends and Neighbors,**  
These statistics represent the current market trends in your community. For an in-depth analysis on how these trends affect your home's value, call us today at **951.487.7007** for a free consultation.

Data based on listings from CRMLS from July 1st to September 30th, 2022 and 2023. Information deemed accurate but not guaranteed.

Presented by  
**CHRIS AND ANDREA MURRAY**  
Your Murrieta Mesa Real Estate Specialists





**CHRIS MURRAY**  
REALTOR® | DRE# 01339816  
chris@inlandempiresold.com

**ANDREA MURRAY**  
REALTOR® | DRE# 01474696  
drea@inlandempiresold.com

**951.487.7007**  
www.inlandempiresold.com



Connect with us on:



## SCAN HERE FOR YOUR HOME VALUE

**Future Friends and Neighbors,**  
Scan and receive the most accurate assessment of your home's value, provided to you as a complimentary service by **The Murray Team**, your **Murrieta Mesa** real estate specialists.



If you want to know what your home would sell for in today's market, contact us today at **951.487.7007**.

# MURRIETA MESA

## REAL ESTATE MARKET REPORT

**5**  
**HOMES**  
**CURRENTLY**  
**AVAILABLE**

Beds Range: **4 - 5**  
Baths Range: **2.0 - 3.0**  
Est. Sq. Ft. Range\*: **1,900 - 3,200**  
Price Range: **\$715,000 - \$1,060,000**

**4**  
**HOMES**  
**CURRENTLY**  
**PENDING**

Beds Range: **4 - 5**  
Baths Range: **2.0 - 3.0**  
Est. Sq. Ft. Range\*: **1,700 - 2,500**  
Price Range: **\$439,900 - \$849,900**

### HOMES RECENTLY SOLD

STATUS	ADDRESS	BEDS	BATHS	EST. SQ. FT.	LIST PRICE	SOLD PRICE	SOLD DATE
Sold	40355 Via Sonoro	4	2.1	2,754	\$690,000	\$690,000	10/10/23
Sold	40554 Alondra Drive	4	2.1	1,997	\$625,000	\$632,500	10/06/23
Sold	40717 Locata Court	5	3.0	2,959	\$765,000	\$785,000	09/28/23
Sold	24694 Corte Gambino	5	3.0	2,745	\$790,000	\$825,000	09/27/23
Sold	24578 Avenida Musico	3	2.0	1,857	\$589,900	\$607,000	08/22/23
Sold	40348 Corte Martinez	5	3.0	2,882	\$699,888	\$725,000	08/07/23
Sold	24919 Regis Court	4	2.1	1,997	\$725,000	\$716,000	08/03/23
Sold	24538 Avenida Arconte	4	3.0	2,817	\$650,000	\$675,000	07/28/23
Sold	40571 Eyota Court	5	3.0	3,259	\$1,069,500	\$1,200,000	07/28/23
Sold	24595 Corte Jaramillo	5	3.0	2,882	\$757,000	\$748,000	07/24/23
Sold	24462 Via Primero	4	3.0	2,745	\$698,000	\$695,000	07/21/23
Sold	24479 Avenida Arconte	4	2.1	2,086	\$630,000	\$625,000	07/17/23

### MURRIETA MESA MARKET ACTIVITY

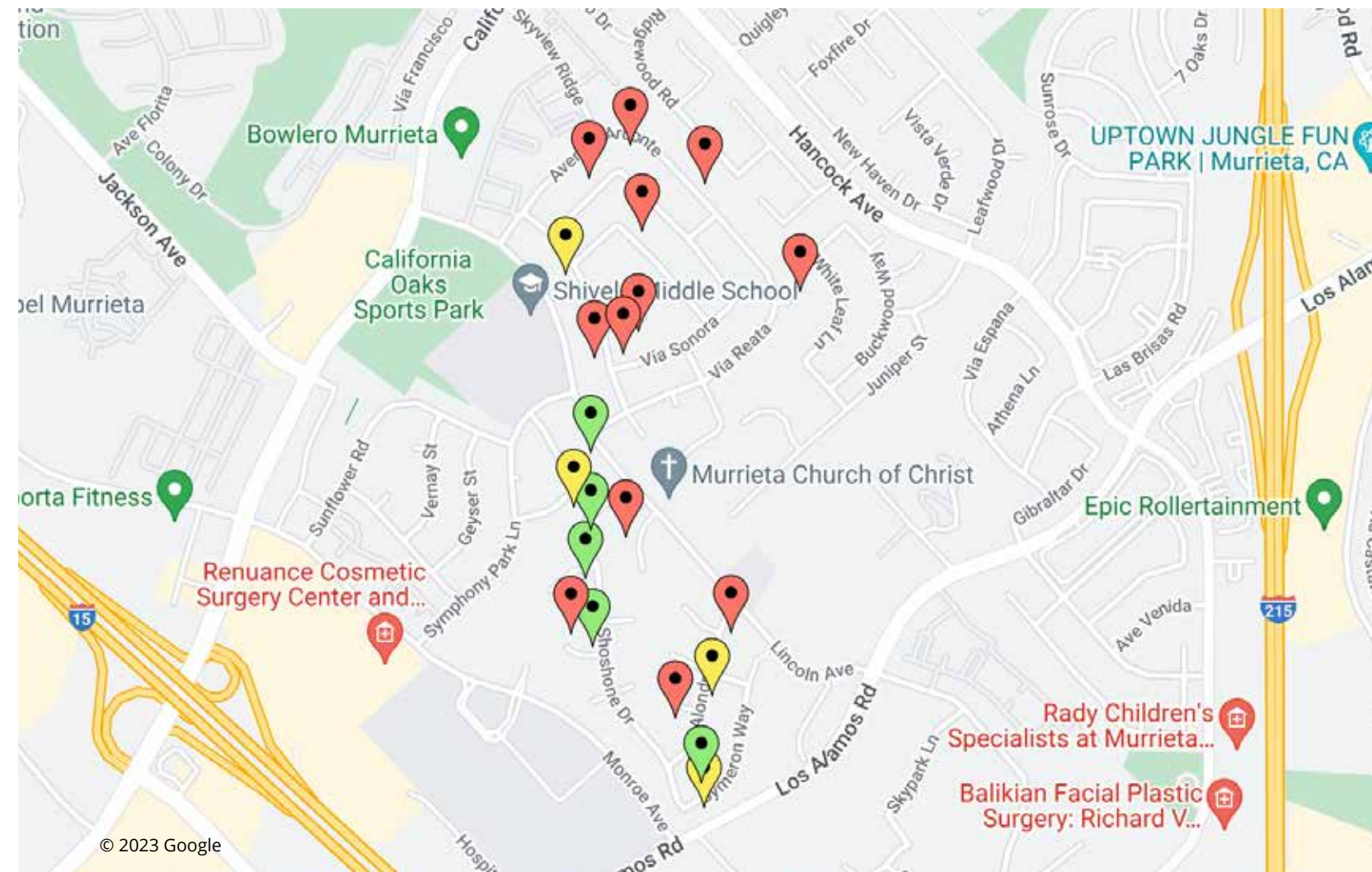
🟢 ACTIVE 🟡 PENDING 🔴 SOLD

**12**  
HOMES  
RECENTLY SOLD

**\$832,640**  
AVERAGE ACTIVE  
LIST PRICE

**17**  
AVERAGE DAYS ON  
MARKET (SOLDS)

**\$743,625**  
AVERAGE  
SOLD PRICE



This map is a visual representation of the data on the opposing page. The data and corresponding location pins are deemed to be accurate but not guaranteed. Some location pins may not be visible and/or updated with the latest location data.

The Murray Team and RE/MAX Empire Properties are not in any way affiliated with Murrieta Mesa Home Owners Association, nor is this in any way an official advertisement or publication of Murrieta Mesa. © 2023 All rights reserved. This representation is based on sales and data reported by multiple brokers/agents to the CRMLS between July 17th and October 19th, 2023. Listings and sales may not be those of RE/MAX Empire Properties. The CRMLS does not guarantee the accuracy of this data, which may not reflect all the real estate activity in the area. E&OE covered. This market report is not intended to solicit properties already listed for sale nor intended to cause a breach of an existing agency relationship. \*Estimated square feet rounded down to nearest hundred.

