



CHRIS MURRAY
REALTOR® | DRE# 01339816
chris@inlandempiresold.com

ANDREA MURRAY
REALTOR® | DRE# 01474696
drea@inlandempiresold.com

951.487.7007
www.inlandempiresold.com

Connect with us on:

24663 Monroe Ave Suite
B101 Murrieta, CA 92562



PRESORTED
STANDARD
US POSTAGE
PAID
REAL MARKETING

Published by REAL Marketing (RM) | www.REALMarketing4You.com | 858.952.4280 | © 2023

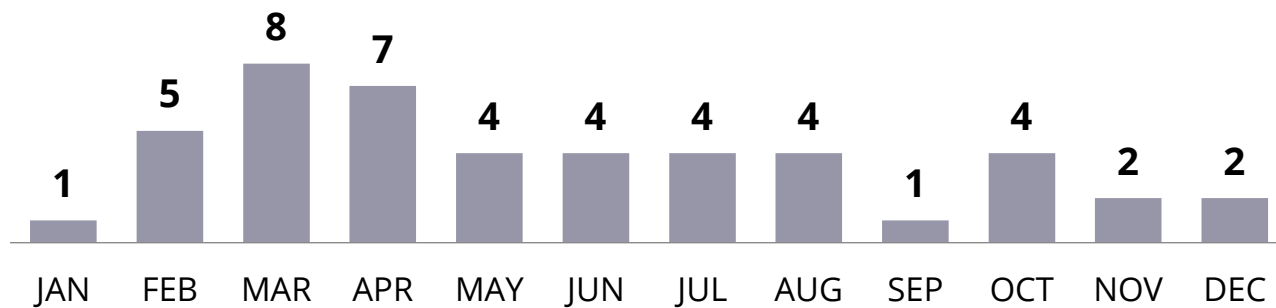
GREER RANCH

Real Estate Market Report
NEW YEAR 2023

GREER RANCH

REAL ESTATE REVIEW
2022 FULL YEAR

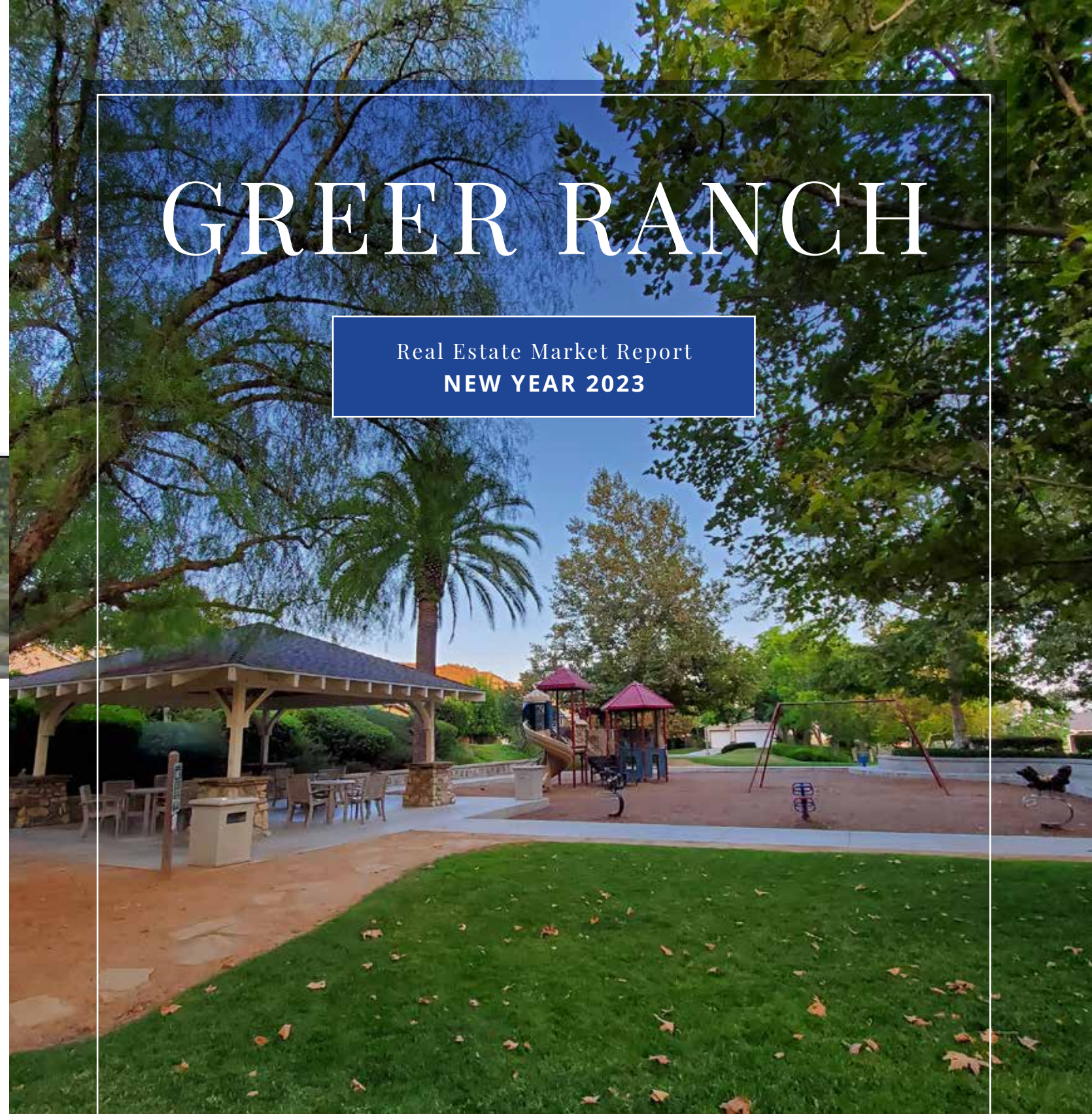
HOMES SOLD PER MONTH



46
TOTAL
HOMES SOLD
-13 FROM 2021

\$872,087
AVERAGE
SOLD PRICE
+12.0% FROM 2021

30
AVERAGE
DAYS ON MARKET
+5 FROM 2021



Prepared Especially for
FUTURE FRIENDS AND NEIGHBORS

Dear Future Friends and Neighbors,
These statistics represent the current market trends in your community.
For an in-depth analysis on how these trends affect your home's value,
call us today at **951.487.7007** for a free consultation.

Data based on listings from CRISNet MLS from January 1st, 2021 to December 31st, 2022. Information deemed accurate but not guaranteed.

Presented by
CHRIS AND ANDREA MURRAY
Your Greer Ranch Real Estate Specialists



RE/MAX
EMPIRE PROPERTIES



CHRIS MURRAY
REALTOR® | DRE# 01339816
chris@inlandempiresold.com

ANDREA MURRAY
REALTOR® | DRE# 01474696
drea@inlandempiresold.com

951.487.7007
www.inlandempiresold.com



Connect with us on:



Future Friends and Neighbors,
Receive the most accurate assessment of your home's value, provided to you as a complimentary service by The Murray Team, your Greer Ranch real estate specialists. You will not be contacted with any other solicitation.



www.inlandempiresold.com

If you want to know what your home would sell for in today's market, contact us today at **951.487.7007**.

GREER RANCH

REAL ESTATE MARKET REPORT

8
HOMES
CURRENTLY
AVAILABLE

Beds Range: **3 - 5**
Baths Range: **3.0 - 3.0**
Est. Sq. Ft. Range*: **2,700 - 3,900**
Price Range: **\$749,900 - \$949,000**

3
HOMES
CURRENTLY
PENDING

Beds Range: **4 - 5**
Baths Range: **3.0 - 3.0**
Est. Sq. Ft. Range*: **3,600 - 3,900**
Price Range: **\$522,000 - \$539,900**

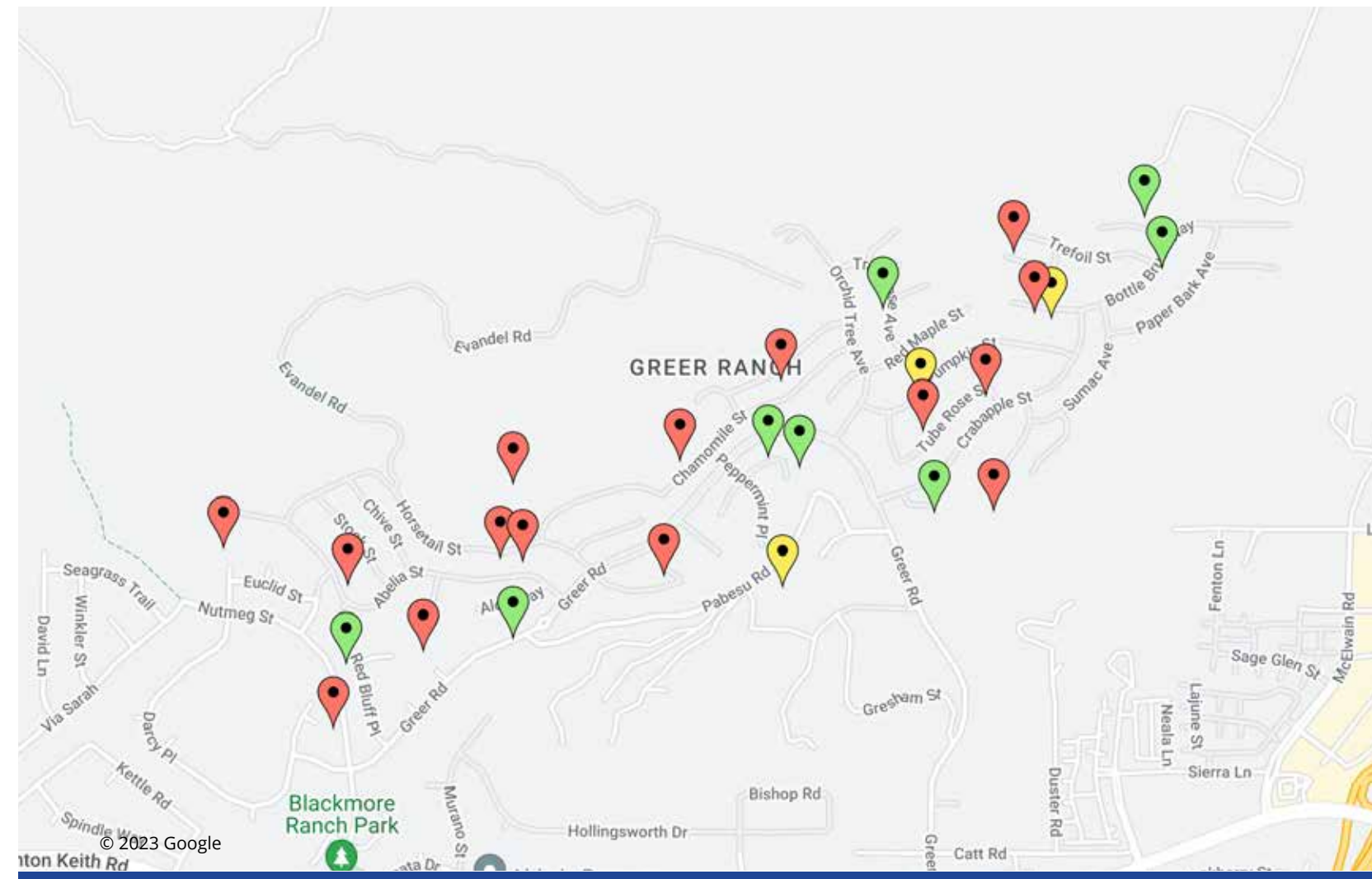
HOMES RECENTLY SOLD

STATUS	ADDRESS	BEDS	BATHS	EST. SQ. FT.	LIST PRICE	SOLD PRICE	SOLD DATE
Sold	26979 Lemon Grass Way	4	3.0	2,952	\$899,999	\$900,000	12/28/22
Sold	27744 Elderberry Street	4	2.0	2,990	\$684,900	\$685,000	12/22/22
Sold	26784 Lemon Grass Way	4	3.0	2,952	\$889,900	\$899,900	11/29/22
Sold	35691 Darcy Place	5	3.0	3,338	\$879,000	\$854,400	11/28/22
Sold	35758 Abelia Street	5	3.0	3,201	\$749,900	\$735,000	10/31/22
Sold	35703 Bowervine Place	4	3.0	3,598	\$1,039,000	\$1,050,000	10/12/22
Sold	27182 Tube Rose Street	3	3.0	2,740	\$724,999	\$732,000	10/06/22
Sold	27098 Pumpkin Street	4	3.0	3,151	\$849,000	\$835,000	10/03/22
Sold	35610 Peppermint Place	4	3.0	2,952	\$775,000	\$775,000	09/23/22
Sold	35645 Cherry Bark Way	4	3.0	3,104	\$749,998	\$740,000	08/31/22
Sold	26688 Chamomile Street	5	4.1	5,225	\$1,395,000	\$1,340,000	08/26/22
Sold	27079 Tube Rose Street	4	3.0	2,952	\$768,800	\$725,000	08/08/22
Sold	26441 Horsetail Street	5	3.0	3,410	\$1,100,000	\$1,090,000	08/04/22
Sold	26804 Desert Locus Street	5	4.1	3,863	\$879,999	\$870,000	07/25/22
Sold	27365 Bottle Brush Way	5	3.0	3,948	\$965,000	\$960,000	07/15/22

GREER RANCH MARKET ACTIVITY

ACTIVE PENDING SOLD

15 HOMES RECENTLY SOLD | **\$886,850** AVERAGE LISTING LIST PRICE | **56** AVERAGE DAYS ON MARKET (SOLDS) | **\$879,420** AVERAGE SOLD PRICE



This map is a visual representation of the data on the opposing page. The data and corresponding location pins are deemed to be accurate but not guaranteed. Some location pins may not be visible and/or updated with the latest location data.

The Murray Team and RE/MAX Empire Properties are not in any way affiliated with Greer Ranch Home Owners Association, nor is this in any way an official advertisement or publication of Greer Ranch. © 2023 All rights reserved. This representation is based on sales and data reported by multiple brokers/agents to the CRISNet MLS between July 15th, 2022 and January 17th, 2023. Listings and sales may not be those of RE/MAX Empire Properties. The CRISNet MLS does not guarantee the accuracy of this data, which may not reflect all the real estate activity in the area. E&OE covered. This market report is not intended to solicit properties already listed for sale nor intended to cause a breach of an existing agency relationship. *Estimated square feet rounded down to nearest hundred.

