



CHRIS MURRAY
REALTOR® | DRE# 01339816
chris@inlandempiresold.com

ANDREA MURRAY
REALTOR® | DRE# 01474696
drea@inlandempiresold.com

951.487.7007
www.inlandempiresold.com

Connect with us on:

24663 Monroe Ave Suite
B101 Murrieta, CA 92562



PRESORTED
STANDARD
US POSTAGE
PAID
REAL MARKETING

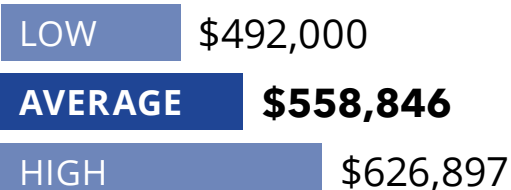
Published by REAL Marketing (RM) | www.REALMarketing4You.com | 858.952.4280 | © 2023

STONEY MOUNTAIN RANCH

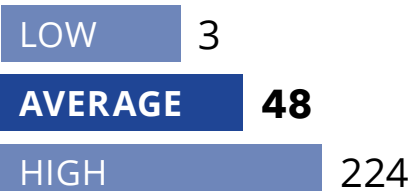
REAL ESTATE REVIEW
YEAR-TO-DATE

20 TOTAL HOMES SOLD

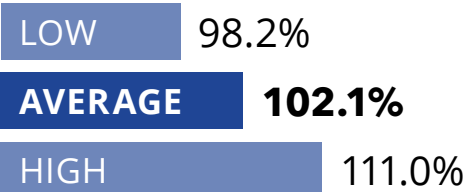
SOLD PRICE



DAYS ON MARKET



SP/LP RATIO



STONEY MOUNTAIN RANCH

Real Estate Market Report
LATE SUMMER 2023

Prepared Especially for
FUTURE FRIENDS AND NEIGHBORS

Dear Future Friends and Neighbors,
These statistics represent the current market trends in your community. For an in-depth analysis on how these trends affect your home's value, call us today at **951.487.7007** for a free consultation.

Data based on listings from CRMLS from January 1st to August 18th, 2023. Information deemed accurate but not guaranteed.

Presented by
CHRIS AND ANDREA MURRAY
Your Stoney Mountain Ranch Real Estate Specialists



RE/MAX
EMPIRE PROPERTIES



CHRIS MURRAY
REALTOR® | DRE# 01339816
chris@inlandempiresold.com

ANDREA MURRAY
REALTOR® | DRE# 01474696
drea@inlandempiresold.com

951.487.7007
www.inlandempiresold.com



Connect with us on:



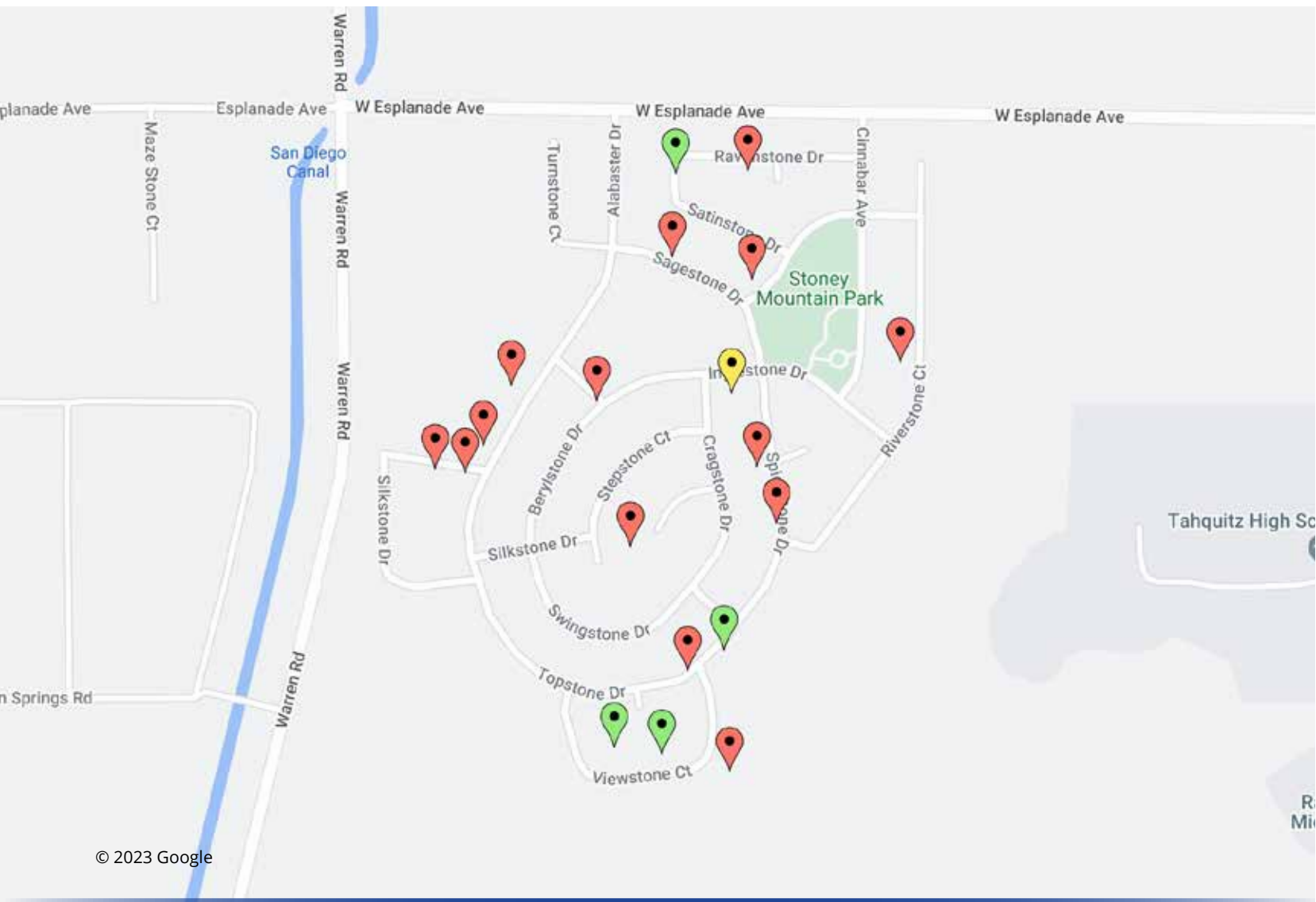
SCAN HERE FOR YOUR HOME VALUE

Future Friends and Neighbors,
Scan and receive the most accurate assessment of your home's value, provided to you as a complimentary service by **The Murray Team**, your **Stoney Mountain Ranch** real estate specialists.



CURRENT ACTIVITY MAP

ACTIVE PENDING SOLD



If you want to know what your home would sell for in today's market, contact us today at **951.487.7007**.

STONEY MOUNTAIN RANCH

REAL ESTATE MARKET REPORT

4
HOMES
CURRENTLY
AVAILABLE
Beds Range: **4 - 5**
Baths Range: **2.0 - 3.1**
Est. Sq. Ft. Range*: **1,800 - 2,500**
Price Range: **\$525,000 - \$749,000**

1
HOME
CURRENTLY
PENDING
Beds: **5**
Baths: **3.0**
Est. Sq. Ft.*: **2,700**
Price: **\$535,000**

HOMES RECENTLY SOLD

STATUS	ADDRESS	BEDS	BATHS	EST. SQ. FT.	LIST PRICE	SOLD PRICE	SOLD DATE
Sold	1213 Spicestone Drive	5	3.0	3,396	\$549,900	\$585,000	06/26/23
Sold	1313 Riverstone Court	4	3.0	2,462	\$565,000	\$575,000	06/14/23
Sold	1087 Crownstone Lane	4	3.0	2,405	\$593,650	\$583,000	06/09/23
Sold	1253 Alabaster Drive	3	2.0	1,779	\$549,900	\$540,000	05/30/23
Sold	1233 Spicestone Drive	5	3.0	2,278	\$539,000	\$539,000	05/26/23
Sold	1213 Flagstone Lane	4	3.0	2,405	\$554,900	\$554,900	05/26/23
Sold	1226 Flagstone Lane	3	2.0	1,779	\$495,900	\$495,900	05/25/23
Sold	1293 Alabaster Drive	4	3.0	2,405	\$624,900	\$624,900	04/27/23
Sold	1203 Flagstone Lane	3	2.0	1,779	\$514,900	\$514,900	04/19/23
Sold	5323 Viewstone Court	4	3.0	2,296	\$592,900	\$592,900	04/19/23
Sold	5728 Arrowstone Drive	4	3.0	2,296	\$562,400	\$584,212	04/13/23
Sold	1439 Jewelstone Circle	4	3.0	2,222	\$499,900	\$492,000	04/12/23
Sold	5748 Arrowstone Drive	4	3.0	2,296	\$559,900	\$577,903	04/12/23
Sold	5290 Sagestone Drive	4	3.0	2,296	\$594,900	\$594,900	03/31/23

STONEY MOUNTAIN RANCH

AT A GLANCE

14 HOMES RECENTLY SOLD | **\$629,500** AVERAGE ACTIVE LIST PRICE | **\$561,037** AVERAGE SOLD PRICE | **61** AVERAGE DAYS ON MARKET (SOLDS)

This map is a visual representation of the data on the opposing page. The data and corresponding location pins are deemed to be accurate but not guaranteed. Some location pins may not be visible and/or updated with the latest location data.

The Murray Team and RE/MAX Empire Properties are not in any way affiliated with Stoney Mountain Ranch Home Owners Association, nor is this in any way an official advertisement or publication of Stoney Mountain Ranch. © 2023 All rights reserved. This representation is based on sales and data reported by multiple brokers/agents to the CRMLS between March 31st and August 18th, 2023. Listings and sales may not be those of RE/MAX Empire Properties. The CRMLS does not guarantee the accuracy of this data, which may not reflect all the real estate activity in the area. E&OE covered. This market report is not intended to solicit properties already listed for sale nor intended to cause a breach of an existing agency relationship. *Estimated square feet rounded down to nearest hundred.

