



**CHRIS MURRAY**  
REALTOR® | DRE# 01339816  
chris@inlandempiresold.com

**ANDREA MURRAY**  
REALTOR® | DRE# 01474696  
drea@inlandempiresold.com

**951.487.7007**  
www.inlandempiresold.com

Connect with us on:

24663 Monroe Ave Suite  
B101 Murrieta, CA 92562



PRESORTED  
STANDARD  
US POSTAGE  
PAID  
REAL MARKETING

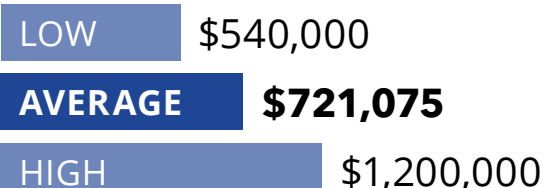
Published by REAL Marketing (RM) | www.REALMarketing4You.com | 858.952.4280 | © 2023

## MURRIETA MESA

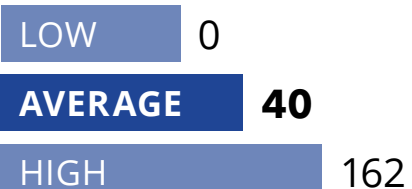
REAL ESTATE REVIEW  
YEAR-TO-DATE

### 20 TOTAL HOMES SOLD

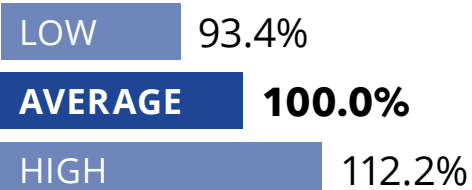
#### SOLD PRICE



#### DAYS ON MARKET



#### SP/LP RATIO



# MURRIETA MESA

Real Estate Market Report  
**LATE SUMMER 2023**

Prepared Especially for  
**FUTURE FRIENDS AND NEIGHBORS**

**Dear Future Friends and Neighbors,**  
These statistics represent the current market trends in your community. For an in-depth analysis on how these trends affect your home's value, call us today at **951.487.7007** for a free consultation.

Data based on listings from CRMLS from January 1st to August 18th, 2023. Information deemed accurate but not guaranteed.

Presented by  
**CHRIS AND ANDREA MURRAY**  
Your Murrieta Mesa Real Estate Specialists



**RE/MAX**  
EMPIRE PROPERTIES





**CHRIS MURRAY**  
REALTOR® | DRE# 01339816  
chris@inlandempiresold.com

**ANDREA MURRAY**  
REALTOR® | DRE# 01474696  
drea@inlandempiresold.com

**951.487.7007**  
www.inlandempiresold.com



Connect with us on:



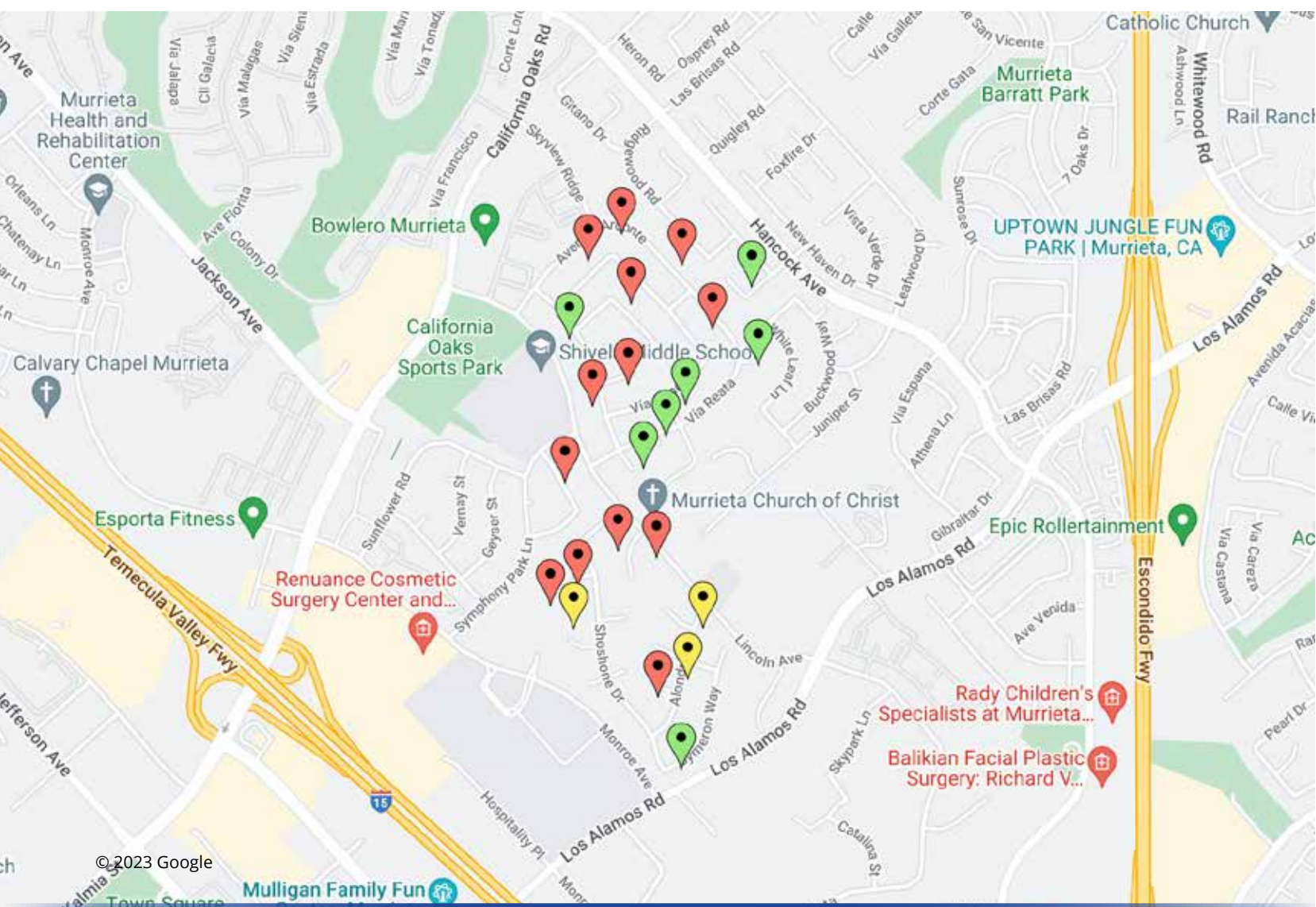
## SCAN HERE FOR YOUR HOME VALUE

**Future Friends and Neighbors,**  
Scan and receive the most accurate assessment of your home's value, provided to you as a complimentary service by **The Murray Team**, your **Murrieta Mesa** real estate specialists.



## CURRENT ACTIVITY MAP

📍 ACTIVE 📍 PENDING 📍 SOLD



If you want to know what your home would sell for in today's market, contact us today at **951.487.7007**.

# MURRIETA MESA

## REAL ESTATE MARKET REPORT

**7**  
**HOMES**  
**CURRENTLY**  
**AVAILABLE**

Beds Range: **4 - 5**  
Baths Range: **2.0 - 3.0**  
Est. Sq. Ft. Range\*: **2,500 - 2,900**  
Price Range: **\$690,000 - \$874,200**

**3**  
**HOMES**  
**CURRENTLY**  
**PENDING**

Beds Range: **4 - 5**  
Baths Range: **2.1 - 3.0**  
Est. Sq. Ft. Range\*: **1,900 - 2,900**  
Price Range: **\$439,900 - \$700,000**

## HOMES RECENTLY SOLD

STATUS	ADDRESS	BEDS	BATHS	EST. SQ. FT.	LIST PRICE	SOLD PRICE	SOLD DATE
Sold	24578 Avenida Musico	3	2.0	1,857	\$589,900	\$607,000	08/07/23
Sold	40348 Corte Martinez	5	3.0	2,882	\$699,888	\$725,000	08/07/23
Sold	24919 Regis Court	4	2.1	1,997	\$725,000	\$716,000	08/03/23
Sold	24538 Avenida Arconte	4	3.0	2,817	\$650,000	\$675,000	07/28/23
Sold	40571 Eyota Court	5	3.0	3,259	\$1,069,500	\$1,200,000	07/28/23
Sold	24595 Corte Jaramillo	5	3.0	2,882	\$757,000	\$748,000	07/24/23
Sold	24462 Via Primero	4	3.0	2,745	\$698,000	\$695,000	07/21/23
Sold	24479 Avenida Arconte	4	2.1	2,086	\$630,000	\$625,000	07/17/23
Sold	40634 Kona Court	5	2.0	2,571	\$675,000	\$725,000	06/21/23
Sold	40724 Kona Court	5	3.0	2,959	\$999,999	\$1,027,500	06/02/23
Sold	40197 Via Reata	5	3.0	2,902	\$724,900	\$740,000	05/12/23
Sold	24665 Lincoln Avenue	4	2.1	2,795	\$705,000	\$710,000	05/11/23
Sold	24787 Lincoln Avenue	4	3.0	2,164	\$847,000	\$840,000	04/24/23

**MURRIETA**  
**MESA**

**AT A GLANCE**

**13**  
HOMES  
RECENTLY SOLD

**\$779,586**  
AVERAGE ACTIVE  
LIST PRICE

**\$771,808**  
AVERAGE  
SOLD PRICE

**20**  
AVERAGE DAYS  
ON MARKET (SOLDS)

This map is a visual representation of the data on the opposing page. The data and corresponding location pins are deemed to be accurate but not guaranteed. Some location pins may not be visible and/or updated with the latest location data.

The Murray Team and RE/MAX Empire Properties are not in any way affiliated with Murrieta Mesa Home Owners Association, nor is this in any way an official advertisement or publication of Murrieta Mesa. © 2023 All rights reserved. This representation is based on sales and data reported by multiple brokers/agents to the CRMLS between April 24th and August 18th, 2023. Listings and sales may not be those of RE/MAX Empire Properties. The CRMLS does not guarantee the accuracy of this data, which may not reflect all the real estate activity in the area. E&OE covered. This market report is not intended to solicit properties already listed for sale nor intended to cause a breach of an existing agency relationship. \*Estimated square feet rounded down to nearest hundred.

