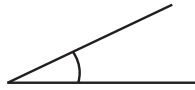


Drawing angles



Acute angles are between 0° and 90° . Obtuse angles are between 90° and 180° .



When you get to 180° you have a straight line.



Use a protractor to draw these angles. Remember to mark the angle you have drawn.

150°

135°

45°

110°

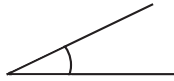
10°

20°

Drawing angles



Acute angles are between 0° and 90° . Obtuse angles are between 90° and 180° .

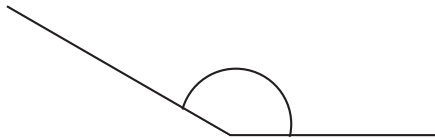


When you get to 180° you have a straight line.

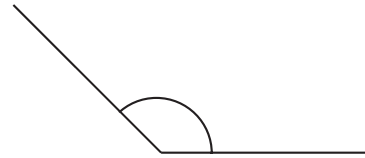


Use a protractor to draw these angles. Remember to mark the angle you have drawn.

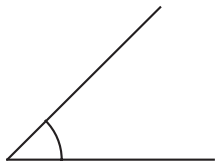
150°



135°



45°



110°



10°



20°



To do the work on this page, children require a 360° protractor. Check that they read the protractor from the right direction. Remind children to mark the angles.

This is important to avoid confusion when drawing reflex angles.