



's

2nd Grade Review



's

3rd Grade Warm-Up





Table of Contents

Literacy:

- Word Mapping (3): Long A, Long O, Long I
- R-Controlled Mix-Ups (2): (er, ir, ur), (ar, or)
- Long or Short? Vowel Sort
- Compound Words
- Add the Blend
- Inflected Endings
- Soft or Hard?
- Open and Closed Detective
- Informative: How to Make Lemonade (2), Letter to a Student (2), Letter to a Teacher (2)
- Narrative: The Lost Fish (2), If I Could Stay Up All Night (2),
- Opinion: Shorter or Longer Summer (2), Vacation or "Staycation" (2)
- Partner Play & Comprehension (3): Game Day, A Visit to the Aquarium, The Scavenger Hunt
- Fiction Fluency (2): Runaway Baseball, Summer Camp
- Non-fiction Fluency (2): Sea Stars, Volleyball
- Sight Word Search
- Sight Word Sentences
- Color by Sight Word
- Summer Facts and Opinions
- Awesome Adjectives
- Verb Similarities and Differences
- Summer Nouns
- Pronoun Matching
- Comprehension (3): Camping, Summer Foods, Washing the Dog

Math:

- Two-Digit Addition Three in a Row
- Sunny Subtraction
- Summer Riddle
- Three-Digit Subtraction
- Roll and Solve
- Comparing Numbers
- My 3-D Shapes Mini Book
- Go Out and Measure (with printable ruler)
- Summer Word Problems
- Two-Step Word Problems
- Three-Digit Numbers
- Color by Sight Words
- Open Number Line Addition
- Open Number Line Subtraction
- Treat Money
- Time to Float!
- Bar Graph Graphing
- Summer Arrays (2)
- Sunny Number Bonds
- Fact Families






Science/Social Studies/Other:

- Juneteenth Comprehension
- July Fourth Comprehension
- Summer Word Scramble
- Summer QR Code Read Alouds & Response
- *Sometimes We March* Read Aloud & Response
- Walking Water Experiment
- Country Fun Fact Snaps
- End of Year Time Capsule
- Beginning of Year Time Capsule
- Summer Bucket List
- My Scavenger Hunt

Name _____

Word Mapping: Long a

Directions: Read each word. Record each sound in a sun. Then, rewrite the whole word and illustrate the word.


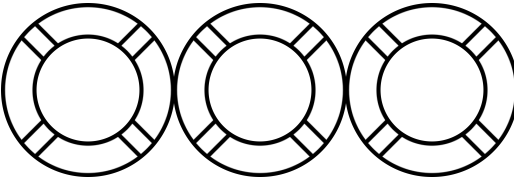
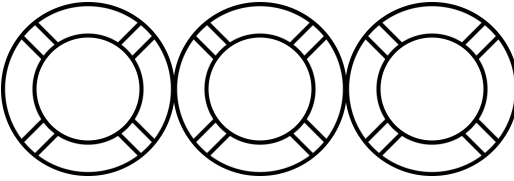
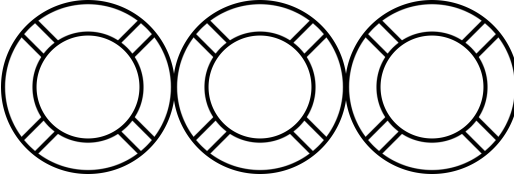
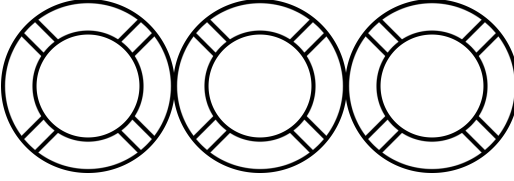
Read	Sounds	Write	Illustrate
rain			
tray			
nail			
gray			
pail			

Directions: Choose one of the words above and use it in a sentence.

Name _____

Word Mapping: Long o

Directions: Read each word. Record each sound in a float. Then, rewrite the whole word and illustrate the word.






Read	Sounds	Write	Illustrate
boat			
crow			
toe			
coat			
snow			

Directions: Choose one of the words above and use it in a sentence.

Name _____

Word Mapping: Long i


Directions: Read each word. Record each sound in a pail. Then, rewrite the whole word and illustrate the word.

Read	Sounds	Write	Illustrate
night			
fry			
tied			
fly			
light			

Directions: Choose one of the words above and use it in a sentence.

Name _____

R-Controlled Mix Ups




(er, ir, ur)

Directions: Using the picture as a clue, unscramble each r-controlled word and write it on the line.

rsti




rusen




rqitsu




swiprhe




wfolre




crlcie



Ittreu




rucl



Directions: Choose one of the words above and use it in a sentence.

Name _____


R-Controlled Mix Ups



(ar, or)

Directions: Using the picture as a clue, unscramble each r-controlled word and write it on the line.

rkba



rsmto




rhap




fkro



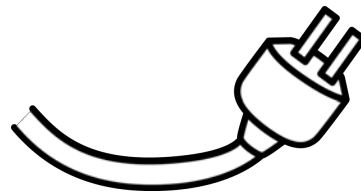
nrho



rayn



dcro



brna



Directions: Choose one of the words above and use it in a sentence.

Long or Short?

Directions: Cut, sort, and glue the words into a column based on the vowel.



ranch

wave

paint

crush

shift

teeth

roast

just

slice


left

those

whisk

Name _____

Digraph Spelling Maze



Directions: Solve the maze. As you arrive at a set of words, highlight the correct spelling.

 START

wotch
watch
wach

swich
switch
souitch

mouth
mowth
moush

lunsh
luntch
lunch

chese
chees
cheese

which
wich
whech

shood
shoud
should

shair
share
shayre

thingk
think
thenk

whale
whail
whayl

whut
what
wut

beetch
beash
beach



DONE!

Name _____

Snorkeling for Contractions

Directions: Read the words on each kid's shirt. Write the matching contraction in the bubble above.



Name _____

Compound Words

Directions: Read each word and color by the code.



green

compound word

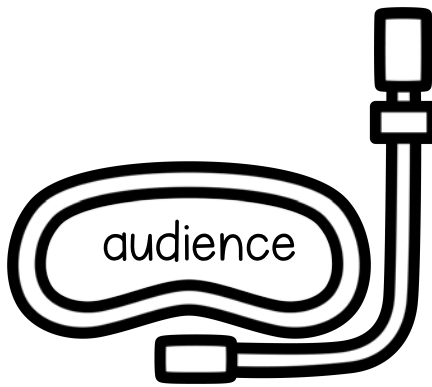


yellow


not a compound word



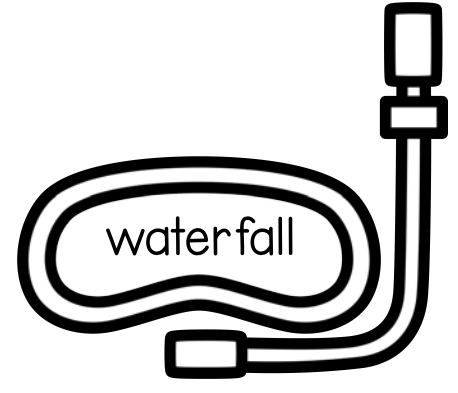
backpack



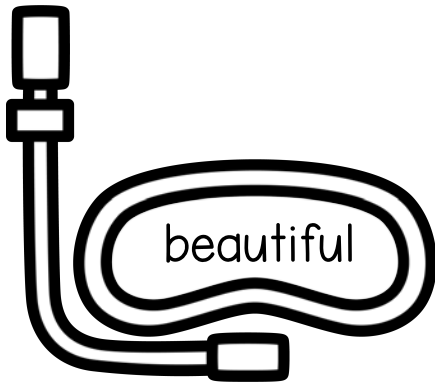
audience



baseball



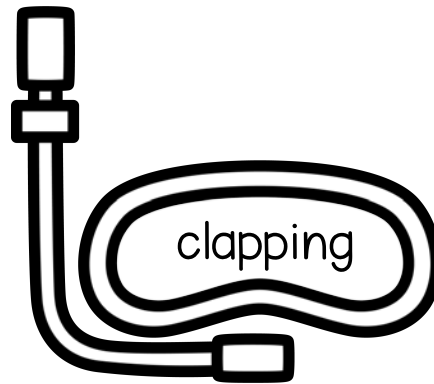
waterfall



beautiful



sunglasses



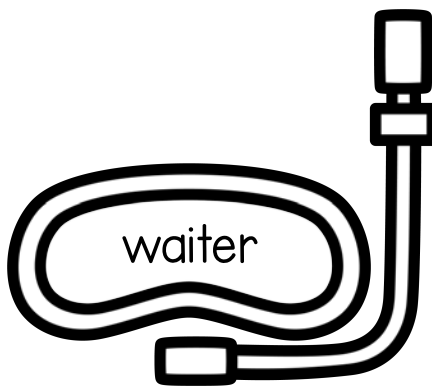
clapping



bedroom



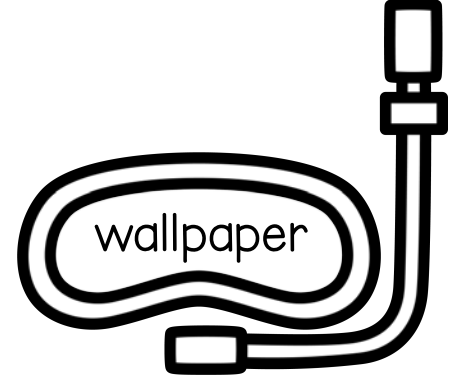
hairbrush




waiter



limousine




wallpaper



bookcase



whisper



compliment




difficult


Name _____

Add the Blend


Directions: Add the blend for each word then finish tracing the word.




_____ itch _____




_____ out _____




_____ idge _____




_____ airs _____




_____ anet _____




_____ ow _____




_____ eet _____




_____ ant _____




_____ age _____



_____ ace _____



_____ eeze _____









_____ ouch _____


Inflected Endings

Directions: Brainstorm a word containing an inflected ending that would make sense in the sentence and write it on the line. The first one is done for you.

1. Trina was skipping down the street.
2. Katerina _____ to do her work quickly.
3. Josiah and his friends were _____.
4. My friend _____ me yesterday.
5. That is the _____ dog I've ever seen.
6. He was the _____ runner there.
7. The baby was _____ in the kitchen.
8. They love _____ at recess.



Soft or Hard?



Directions: Read each word. If you hear a soft c or g sound, glue a pillow underneath. If you hear a hard c or g sound, glue a brick underneath.

page

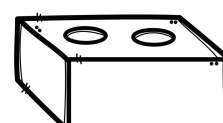
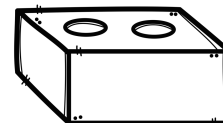
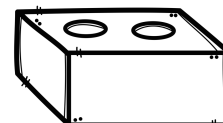
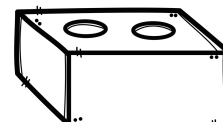
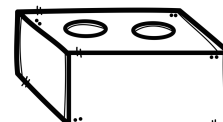
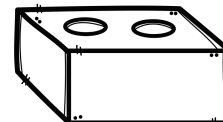
(glue here)

space

(glue here)

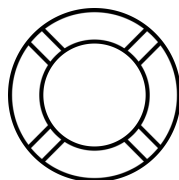
can't

(glue here)



gift

(glue here)

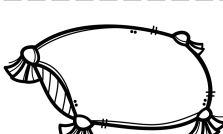
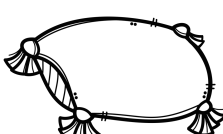
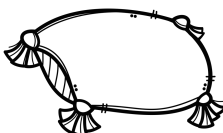
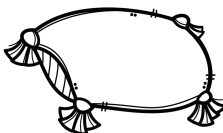
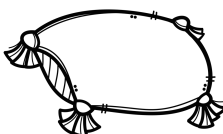
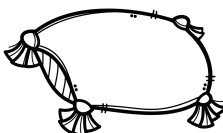


stage

(glue here)

give

(glue here)

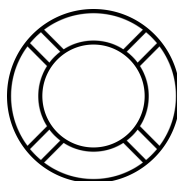


mice

(glue here)

slice

(glue here)

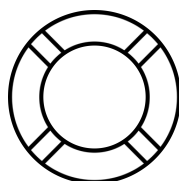


cart

(glue here)

tactic

(glue here)



growth

(glue here)


gems

(glue here)

Name _____

Open & Closed Detective

Directions: Read a book or two and record open and closed syllable words you find.

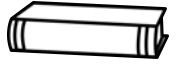


Open

A syllable ending with a single vowel. The vowel is usually long.



A syllable in which a single vowel is followed by a consonant. The vowel is usually short.



Closed

Handwriting practice lines for the 'Open' column, consisting of four sets of three horizontal lines (top, dashed middle, bottom) for recording words.



Handwriting practice lines for the 'Closed' column, consisting of four sets of three horizontal lines (top, dashed middle, bottom) for recording words.

Name _____

How to Make Lemonade

Directions: Write each of the steps to make lemonade. Use words like first, next, then, and last.









Name _____

How to Make Lemonade



Directions: Draw and write about each of the steps to make lemonade.

A large, empty rectangular box with a thin black border, intended for drawing the first step of the process.

First,

A large, empty rectangular box with a thin black border, intended for drawing the second step of the process.

Next,

A large, empty rectangular box with a thin black border, intended for drawing the third step of the process.

Then,

A large, empty rectangular box with a thin black border, intended for drawing the fourth step of the process.

Last,

Name _____


A Letter For You

Directions: Write a letter to the student who will sit in your seat next year. Give as many details about second grade as you can to get them excited!



A large empty rectangular box for writing the letter.


Four sets of primary writing lines, each consisting of a solid top line, a dashed middle line, and a solid bottom line.



Name _____

A Letter For My Teacher

Directions: Write a letter to your new third grade teacher. Tell them all about you!
Give as many details as you can so they can get to know you better!




Blank space for writing the letter.

Handwriting practice lines consisting of solid top and bottom lines with a dashed middle line.



Name _____



The Lost Fish



Directions: Write a narrative story based off the title "The Lost Fish." What is the problem and solution? What happens during the beginning, middle, and end?


A large, empty rectangular box intended for the student to write their narrative story.

Four sets of primary writing lines, each consisting of a solid top line, a dashed middle line, and a solid bottom line, for handwriting practice.






Name _____

The Lost Fish




Directions: Write a narrative story based off the title "The Lost Fish." What is the problem and solution? What happens during the beginning, middle, and end?

Blank area for writing the narrative story.



Four sets of horizontal writing lines for the story, each consisting of a solid top line, a dashed middle line, and a solid bottom line.




Handwriting practice lines consisting of a solid top line, a dashed middle line, and a solid bottom line, repeated down the page.




Name _____

If I Could Stay Up All Night...

Directions: Write about what you would do if you could stay up all night. How would you spend your time? Who would be there?



Handwriting practice area consisting of multiple sets of horizontal lines. Each set includes a solid top line, a dashed middle line, and a solid bottom line, providing a guide for letter height and placement.



Name _____

If I Could Stay Up All Night...

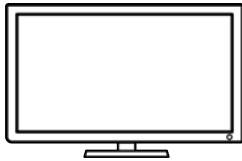
Directions: Write about what you would do if you could stay up all night. How would you spend your time? Who would be there?



television




video games




snacks

movies



tablet

Handwriting practice area with multiple sets of horizontal lines (top and bottom solid lines, middle dashed line) for writing.




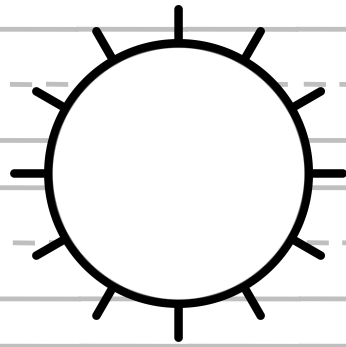
Name _____

Shorter or Longer Summer?

Directions: Write about whether you think summer should be longer or shorter. Be sure to give reasons to support your opinion.



Handwriting practice area with multiple sets of horizontal lines (top and bottom solid lines, middle dashed line).



Name _____

Shorter or Longer Summer?

Directions: Write about whether you think summer should be longer or shorter. Be sure to give reasons to support your opinion.



school

friends




weather

beach



outside


Handwriting practice area with multiple sets of three horizontal lines (top solid, middle dashed, bottom solid) for writing.




Name _____

Vacation or "Staycation"?

Directions: Write about what you'd rather do during the summer: go on vacation or enjoy summer at home. Be sure to give reasons to support your opinion.



Handwriting practice area with multiple sets of horizontal lines. Each set consists of a solid top line, a dashed middle line, and a solid bottom line.



Name _____


Vacation or "Staycation"?

Directions: Write about what you'd rather do during the summer: go on vacation or enjoy summer at home. Be sure to give reasons to support your opinion.



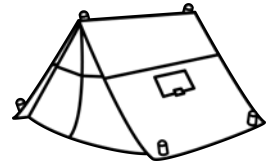
family

friends





airplane

drive



camp

Handwriting practice area with four sets of lines (top solid, middle dashed, bottom solid).



Game Day

Directions: Practice reading this play with a partner. Decide with your partner who will play which role. Highlight your lines before you start. Then, take turns reading. Switch parts and read it again if you have time!

Characters: Samir and Mako

Samir: I have been looking forward to this game day with you for so long!

Mako: Me too, I am so happy we are hanging out. I brought over my favorite card and board games.

Samir: Awesome, I got out my favorites, and I have my video games ready to go, too.

Mako: How should we decide what to play first?

Samir: How about with a game! Rock, paper, scissors?

Mako: You're on!

(They play rock, paper, scissors, and Mako wins.)

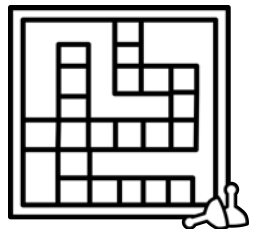
Samir: Congrats! So, what should we play first?

Mako: I'd like to try playing Sorry. I've never tried before.

Samir: Okay, that sounds fun I'll teach you how to play. After Sorry, can we try my new video game?

Mako: Yes, definitely! Wait, before we get started, I think we need some snacks!

Samir: I totally agree. Let's grab some from the kitchen now.



Name _____

Game Day Comprehension


Directions: After practicing and reading the partner play with a friend, answer the questions. Remember to use complete sentences.

What three types of games are mentioned in the play?

How do you think Samir felt when he lost Rock, Paper, Scissors?

What is another way the friends could solve who gets to pick first?

What game(s) would you bring to Game Day?



A Visit to the Aquarium

Directions: Practice reading this play with a partner. Decide with your partner who will play which role. Highlight your lines before you start. Then, take turns reading. Switch parts and read it again if you have time!

Characters: Arrow and Shane

Shane: I have been looking forward to this trip to the aquarium all week.

Arrow: Same here! I'm excited for the aquarium but, I'm also excited to see you outside of school.

Shane: Definitely! Looks like your moms finished paying for the tickets. Let's go straight inside!

Arrow: Wow, this first tank is humongous! I see so many types of fish all in this one place.

Shane: I really want to find a pufferfish. They're my favorite.

Arrow: I'll help you look, but let's keep walking.

(They walk to the next exhibit together.)


Shane: I feel nervous to try the touch tank, but I really want to do it.

Arrow: I'll go first. I've tried it before, and it felt cool. *(Arrow reaches in.)* See? It's worth it.

(Shane reaches into the tank, too.)

Shane: Okay you were right; this feels super cool. I can't even describe it.

Arrow: I knew you'd like it. It's almost time for the penguin talk though we have to get going.



Name _____

A Visit to the Aquarium Comprehension

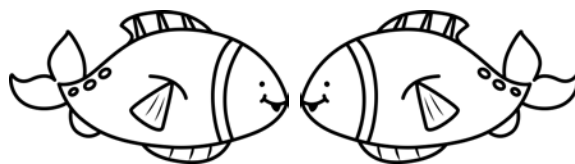
Directions: After practicing and reading the partner play with a friend, answer the questions. Remember to use complete sentences.

How do you think the friends traveled to the aquarium?

How did Shane's feelings about the touch tank change?

What three aquarium exhibits are mentioned in the play?

If you could pick a place to travel with a friend, where would you go?



The Scavenger Hunt

Directions: Practice reading this play with a partner. Decide with your partner who will play which role. Highlight your lines before you start. Then, take turns reading. Switch parts and read it again if you have time!

Characters: Alexis and Zuri

Zuri: My older brother put together a scavenger hunt for us. We have to read the clues, and it will lead us to a prize at the end.

Alexis: Yay! This sounds like a lot of fun. What's the first clue?

Zuri: It says, "Follow the trail down all the stairs. Under the deck that comes with pairs."

Alexis: Ok, so we definitely need to go to the basement. But the deck is outside so what does that mean?

(They walk to the basement and look around)

Zuri: Oh, I get it! I see his deck of cards. Cards come with pairs. Here's the next clue under the box!

Alexis: I'll read this one. It says, "You'll need to go back up to the top, look on top of the clock that doesn't stop".

Zuri: So, it sounds like we need to go upstairs. Can you think of what's up there, though?

Alexis: I'll bet it's that grandfather clock your family has up there that never stops moving as it counts the seconds.

Zuri: You're totally right! We make a good team. Let's go.

Alexis: After you!



Name _____

The Scavenger Hunt Comprehension

Directions: After practicing and reading the partner play with a friend, answer the questions. Remember to use complete sentences.

Who made the scavenger hunt?

In what two spots (locations) do they find the clues?

What do you think the prize at the end was?

Would you rather make or solve a scavenger hunt? Why?



Name _____

Runaway Baseball



Directions: Read the passage 3 times. Color in a baseball each time. Then answer the questions.

"Here I go again!" Billy moaned. He felt the pitcher's hand grasp him tightly, and then, "Whoosh!" he was flying through the air. Billy closed his eyes and prepared to be hit. "Strike one!" yelled the umpire. "That was close," Billy thought to himself. "I have to get out of here. I am tired of being thrown around and hit all the time." Billy quietly rolled away from home plate. He rolled past the fence, as the players all looked around the field for him. Billy kept rolling down the sidewalk. Behind him, Billy could hear the pitcher shouting, "I guess we will have to find another ball!" Billy laughed to himself as he rolled past the school, past the library, past the post office, and into the park. "This looks like a nice place to live," he thought. "It is quiet and peaceful here." Billy rolled under a tree and looked up at the blue sky through the leaves. "I am going to love my new home," he thought. Suddenly, he felt a hand pick him up. "Hey, it's a baseball!" a little girl yelled happily. "Now we can go play ball!" she shouted to her friends. "Oh no. Here we go again!" thought Billy.

1. What places did Billy pass?

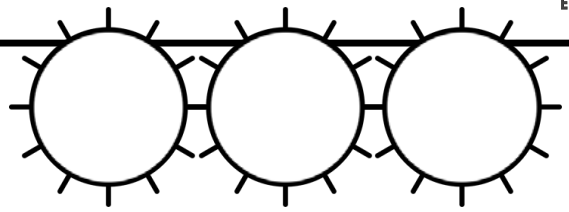
2. Why did Billy want to run away?

3. What happened at the end of the story?.

4. Why do you think Billy said, "Here we go again!"?

Name _____

Where is Bunny?



Directions: Read the passage 3 times. Color in a sun each time. Then answer the questions.

Margo was excited. She was heading to summer camp for the very first time. She and her best friend Tia were going to share a room. Tia went to camp every summer, and Margo was glad they were finally going together. Margo was also a little nervous. "I am worried I will be homesick," she told Tia. "I never get homesick," Tia answered. "You might be a little homesick in the beginning, but you will feel better after a day or two." After what seemed like years of waiting, it was finally time to leave for camp. The girls climbed onto the bus and waved goodbye to their parents. They chatted all the way to camp and began to unpack as soon as they got there. "Oh no!" Tia moaned. "I forgot Bunny!" Bunny was Tia's stuffed rabbit that she had slept with since she was a baby. "Check your suitcase again," Margo said hopefully. Tia looked and looked, but it was no use. Bunny was not there. "The reason I never feel homesick is because I have Bunny with me," Tia cried. "Bunny makes me feel like I am at home." "Well," said Margo, "if you can't have Bunny to make you feel at home, at least I am here with you!" "That is true!" said Tia happily. "Having you here with me is even better than having Bunny!"

1. How did Margo feel about going to camp?


2. What happened that changed the way Tia felt about going to camp?

3. What happened at the end of the story?

4. Have you ever felt homesick? Where were you?

Name _____

Amazing Starfish



Directions: Read the passage 3 times. Color in a sea star each time. Then answer the questions.

It is shaped like a star, but you won't see it in the sky. Starfish, also known as sea stars, live in the sea, but they are not fish. Starfish belong to a group called *echinoderms*. There are about 2,000 different kinds of starfish, and they live in the ocean. Starfish come in many colors. They can be red, orange, yellow, or coral. When people think of sea stars, they usually think of an animal with 5 arms, like a star. While most starfish have five arms, some of them have more. Some starfish have up to 40 arms! If a predator catches a sea star, the sea star can drop off its arm. When it loses an arm, it can grow another one! Another cool thing about starfish is the way they move. They cannot swim. Their legs are covered with hundreds of tube feet. They use them to crawl across the ocean floor. Starfish are amazing creatures!

1. What is special about a starfish's arms?


2. What type of animal is a starfish?

3. How many types of sea stars are there?

4. What question do you still have about sea stars?

Name _____

Volleyball



Directions: Read the passage 3 times. Color in a volleyball each time. Then answer the questions.

Volleyball is a fun sport that people everywhere enjoy playing and watching. Volleyball was created in 1895, in Massachusetts, by William G. Morgan. Morgan wanted to make a sport that was a mix of baseball, basketball, and handball. It quickly became very popular, and soon people all over the world began to play volleyball. Volleyball was first played inside, on a court. Then, people began to play outside. People play volleyball in parks and on the beach. Volleyball is even played in the Olympics now!

You need two teams to play a game of volleyball. Each team has six players, and there is a net between the teams. The players take turns hitting the ball back and forth over the net. If a team misses the ball, the other team gets a point. The team with most points wins the game. If you are looking for a fun new sport, you should try volleyball!

1. How does a volleyball team score a point?

2. When was volleyball created?


3. How many players are in a volleyball game?

4. Do you think you would like to play volleyball? Why or why not?

Name _____

Sight Word Search

Directions: Read the words in the word bank. Then, find and highlight or circle each word in the puzzle. Words can go any direction.



Word Bank

took

river

four

carry

state

once

book

o	m	k	y	c	r	z	i	q	o
z	h	o	c	h	a	k	k	n	d
t	d	o	h	c	v	r	c	r	p
n	f	t	o	r	d	e	r	g	h
v	r	h	e	u	j	l	s	y	s
v	c	v	r	a	u	g	t	n	k
p	i	k	o	o	b	t	a	a	m
r	j	m	z	v	q	u	t	r	d
w	c	k	p	l	m	y	e	f	k
a	y	b	f	o	u	r	j	h	f

Directions: Choose one of the words above and use it in a sentence.

Sight Word Sentences

Directions: Use the word bank to complete each sentence by writing a word on the line.

Word Bank

hear

stop

without

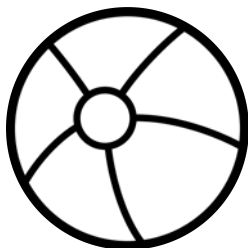
second

late

miss

idea


1. I am going to _____ you over the summer.
2. Please _____ at the bottom of the stairs.
3. She had a really great _____ for a game.
4. Shiva could _____ a bird singing outside.
5. My _____ grade teacher loves cats!
6. We ran _____ and missed the bus.
7. Don't go to the cafeteria _____
your lunchbox!



Name _____

Color by Sight Words

Directions: Color picture using the code below.



Name _____


Summer Facts and Opinions

Directions: Read each statement. Decide if it is a fact or an opinion and glue it under the correct heading.



Facts

Opinions



Summer is the best season of all.

The first day of summer is called the solstice.

Going to the pool is better than going to the beach.

Summer starts in June and ends in September.

Sunscreen protects your skin from the hot sun.

I think dolphins are very interesting.




The ocean is full of salt water.

Eating dinner outside on the deck is fun.

Name _____

Awesome Adjectives

Directions: Look at each picture and fill the space around it with as many adjectives as you can think of to describe it. Think about: color, size, shape, and your five senses.



Name _____

Verb Similarities and Differences

Directions: With a partner, brainstorm verbs that partner 1 can do, verbs that partner 2 can do, and verbs that both partners can do and write and illustrate them in the boxes below.

Partner 1: _____

Partner 2: _____

Partner 1 can:



Partner 2 can:



Both partners can:



Name _____

Summer Nouns

Directions: Draw a summer scene below. Add as many details as you can. Underneath the picture, label the people, places, and things found in your illustration.



People



Places



Things

Bonus: Fold the words underneath and show a partner. See if they can name all the people, places, and things in your illustration.

Name _____

Pronoun Matching

Directions: Use the word bank to write the pronoun that could replace the underlined words.

Word Bank

he his she hers they them we

1. My friend and I love running.

2. Pedro was going upstairs.

3. The watercolor picture is Sarah's.



4. I saw Tia and Luz in the hallway.

5. I picked up Mario's pencil case.

6. Nora was waiting for her turn.


7. Tre and Nina need help cleaning.

Directions: Label each picture with a pronoun that matches. Use the word bank to help.



Name _____

Camping Chaos



Directions: Read the passage. Then answer the questions.

Eric was excited. This was his first time camping. His friends always talked about how much fun it was to go camping, and now he was going to find out for himself. The trip, however, was not off to a good start. Eric's dad forgot to fill their car up with gas, and they ran out. Then, they made a wrong turn and got lost. When they were finally at the campsite, Eric was ready for the fun to start. His dad got the tent out of the trunk of their car and began to put it up. Eric unrolled the sleeping bags and laid them out inside. His mom got the box of food from the car and put it inside the tent. "This is going to be great!" Eric said. "Can we go on a hike?" Mom said, "That is a great idea. Let's go." The family set off through the woods. After a long time, Eric became thirsty. "I forgot my water bottle," he moaned. "I have an extra one." said Dad. "You can have it." It was getting late, so the family headed back to their campsite. It was time to make dinner. When they got to the campsite, there was food all over. A cute, but hungry raccoon looked up at them and then ran away. "That raccoon ate all our food!" Eric cried. "That is because we forgot to close the tent zipper," said Dad. "It is a good thing there is more food in the car," said Mom. "We can clean up the mess, and then cook some hot dogs." "Great!" said Eric. "I am starving!"

1. What happened when Dad forgot to fill the car with gas?

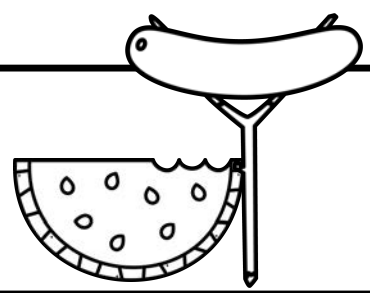
2. What caused the family to get lost on the way to camp?

3. Why did Mom have to give Eric a water bottle?

4. Would you like to go camping? Why or why not?

Name _____

Summer Foods



Directions: Read the passage. Then answer the questions.

When it comes to summer, many people's minds turn to delicious summer foods. Summer foods are all about fresh fruits and vegetables, and foods that you can cook on a grill. Add some ice cream or popsicles, and you have the perfect summer meal!

Many fruits and vegetables are ready to pick in the summer. Watermelon is a summer favorite. A cool, juicy slice of watermelon is great on a hot day! Corn on the cob is another favorite summer food. Cucumbers, tomatoes, and many other fruits and vegetables are ready to pick and eat in the summer!

People love to grill in the summer. When it is hot outside, no one wants to turn on their oven. This will make your house even hotter. Cooking on a grill is perfect for the summer! Hamburgers, hot dogs, chicken, and other foods taste delicious when you cook them on a grill.

Everyone loves dessert after a meal. In the summer, popsicles and ice cream are perfect. What is better than a cold treat on a hot day?

1. What is the main idea of the passage?


2. What is one detail mentioned about fruits and vegetables?

3. What is one detail mentioned about cooking on a grill?

4. What is your favorite summer food?

Name _____

Washing your Dog



Directions: Read the passage. Then answer the questions.

Washing your dog is a big chore, but it can be a lot of fun. If you want to wash your dog, you will need: shampoo, a cup, a tub, water, a towel, and a dog! First, you fill the tub up with water. You need to make sure it is not too hot, or too cold. Next, you take the cup, and you use it to pour water over your dog. Your dog should be nice and wet before you add the shampoo. Once your dog is wet, you can add some shampoo. Pour the shampoo onto your dog and rub it in so that it lathers. Once your dog is soapy, you will need to rinse it. Use the cup to pour clean water on your dog until all the soap is gone. Once there is no more soap, you can dry your dog off. Many dogs like to shake when they are wet, so be careful, or you will end up all wet too! Dry your dog with the towel, and now you have a nice clean dog!

1. What supplies do you need to wash a dog?

2. What is the first thing to do when you are washing your dog?

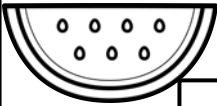




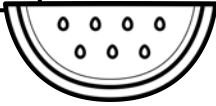
3. What do you do after the dog is soapy?

4. What is the last thing to do when you are washing your dog?

Name _____

Two-Digit Addition Three in a Row

Directions: For 2 players. Choose a problem on the outside rectangle and solve it. Color its answer in the middle square. The first player to color 3 in a row wins!

$\begin{array}{r} 45 \\ +38 \\ \hline \end{array}$	$\begin{array}{r} 53 \\ +26 \\ \hline \end{array}$	$\begin{array}{r} 64 \\ +23 \\ \hline \end{array}$	$\begin{array}{r} 54 \\ +60 \\ \hline \end{array}$	$\begin{array}{r} 12 \\ +66 \\ \hline \end{array}$																		
$\begin{array}{r} 57 \\ +24 \\ \hline \end{array}$	 <table border="1" style="margin: auto;"> <tbody> <tr> <td>87</td> <td>77</td> <td>79</td> </tr> <tr> <td>70</td> <td>80</td> <td>81</td> </tr> <tr> <td>78</td> <td>119</td> <td>114</td> </tr> <tr> <td>81</td> <td>83</td> <td>80</td> </tr> <tr> <td>78</td> <td>99</td> <td>81</td> </tr> <tr> <td>97</td> <td>86</td> <td>97</td> </tr> </tbody> </table> 			87	77	79	70	80	81	78	119	114	81	83	80	78	99	81	97	86	97	$\begin{array}{r} 26 \\ +54 \\ \hline \end{array}$
87	77	79																				
70	80	81																				
78	119	114																				
81	83	80																				
78	99	81																				
97	86	97																				
$\begin{array}{r} 59 \\ +38 \\ \hline \end{array}$	 			$\begin{array}{r} 37 \\ +49 \\ \hline \end{array}$																		
$\begin{array}{r} 73 \\ +46 \\ \hline \end{array}$	 			$\begin{array}{r} 35 \\ +46 \\ \hline \end{array}$																		
$\begin{array}{r} 45 \\ +25 \\ \hline \end{array}$	$\begin{array}{r} 86 \\ +13 \\ \hline \end{array}$																					
$\begin{array}{r} 32 \\ +48 \\ \hline \end{array}$	$\begin{array}{r} 30 \\ +67 \\ \hline \end{array}$	$\begin{array}{r} 56 \\ +25 \\ \hline \end{array}$	$\begin{array}{r} 22 \\ +56 \\ \hline \end{array}$	$\begin{array}{r} 49 \\ +28 \\ \hline \end{array}$																		

Name _____

Sunny Subtraction

Directions: Solve each problem, record the difference, then color by the code.



even difference



odd difference

$$\begin{array}{r} 45 \\ - 28 \\ \hline \end{array}$$

$$\begin{array}{r} 87 \\ - 22 \\ \hline \end{array}$$

$$\begin{array}{r} 93 \\ - 71 \\ \hline \end{array}$$

$$\begin{array}{r} 96 \\ - 38 \\ \hline \end{array}$$

$$\begin{array}{r} 65 \\ - 36 \\ \hline \end{array}$$

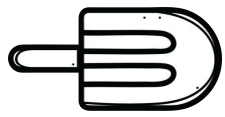
$$\begin{array}{r} 84 \\ - 58 \\ \hline \end{array}$$

$$\begin{array}{r} 67 \\ - 46 \\ \hline \end{array}$$

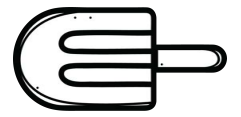
$$\begin{array}{r} 98 \\ - 14 \\ \hline \end{array}$$

$$\begin{array}{r} 91 \\ - 19 \\ \hline \end{array}$$

Name _____



Summer Riddle



Directions: Solve the equations. Then, use the letters in the boxes to fill in the secret code down below to answer the riddle. Not all the letters will be used.

$241 + 234 =$

w

$351 + 139 =$

q

$581 - 240 =$

u

$209 - 153 =$

t

$321 - 267 =$

f

$631 - 218 =$

a

$289 + 412 =$

d

$119 + 342 =$

g

$216 + 507 =$

v

$660 + 238 =$

n

$407 - 151 =$

o

$515 - 408 =$

c

$145 + 478 =$

l

$724 - 123 =$

e

$347 + 426 =$

i

$643 - 232 =$

b



What gets wetter the more it dries?

 413


 56 256 475 601 623


Name _____

Three-Digit Subtraction

Directions: Use your favorite strategy to solve each problem. Show your work and write your answer in the campfire.


$$569 - 256 =$$



$$904 - 422 =$$




$$398 - 254 =$$




$$436 - 319 =$$



$$297 - 195 =$$



$$780 - 213 =$$



Name _____

Comparing Numbers

Directions: Compare each set of numbers. Glue the correct sign between them.



24

(glue here)

42

358

(glue here)

297

65

(glue here)

38

138

(glue here)

183

49

(glue here)

49

413

(glue here)

388

31

(glue here)

13

642

(glue here)

648

56

(glue here)

90

321

(glue here)

321

19

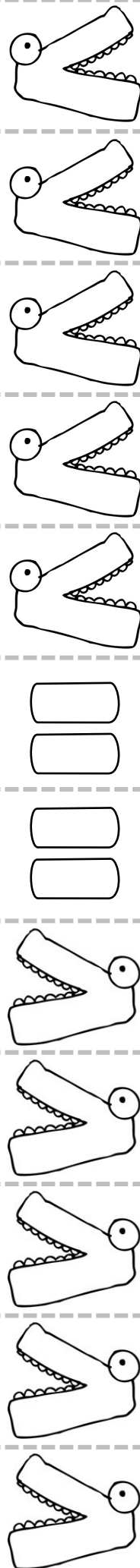
(glue here)

88

769

(glue here)

654

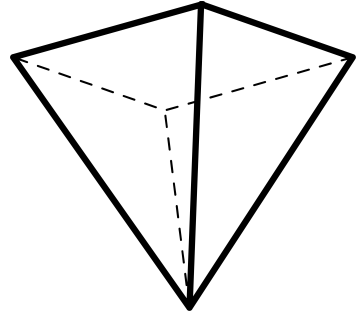



Name: _____

faces: _____ edges: _____ vertices: _____

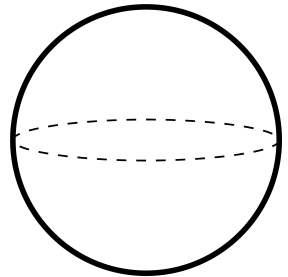
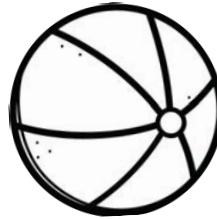
Label the name and the number of edges, faces, and vertices for each shape.

Shape name: _____


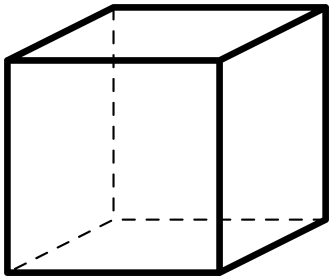


faces: _____ edges: _____ vertices: _____

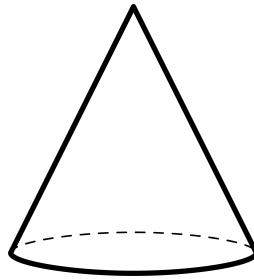
Shape name: _____



My 3-D Shapes Book



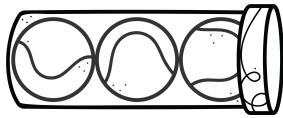
Shape name: _____



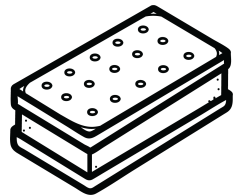
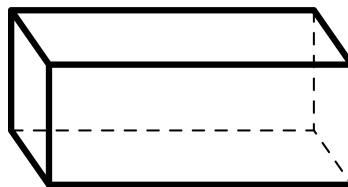
Shape name: _____

faces: _____ edges: _____ vertices: _____

faces: _____ edges: _____ vertices: _____



Shape name: _____



Shape name: _____







faces: _____ edges: _____ vertices: _____

faces: _____ edges: _____ vertices: _____

Name _____

Go Out and Measure



Directions: Take your ruler outside and measure each item to the nearest inch and centimeter.

Item	Inches	Centimeters
flower 	in	cm
leaf 	in	cm
blade of grass 	in	cm
stick 	in	cm
bug 	in	cm
rock 	in	cm

Name _____


Go Out and Measure

Directions: Cut out this ruler to use with the Go Out and Measure activity.



Name _____

Summer Word Problems



Directions Solve each word problem. Show your work. Write your answer in the box. Remember to label your answer with a unit.

1. On Wednesday, Esther swam in the pool for 43 minutes. On Thursday, she swam for 38 minutes. How many minutes did she swim in all?


2. Lin collected 32 seashells at the beach. She gave 16 to her best friend Archie. How many did she keep?

3. Joseph video chatted with his grandfather two days this week. Each chat was 25 minutes long. How many minutes did he chat in all?

4. There were 73 campers at summer camp during session 1, 43 during session 2, and 54 during session 3. How many campers were there in all?

Name _____

Two-Step Word Problems



Directions Solve each word problem. Show your work. Write your answer in the box. Remember to label your answer with a unit.

1. Melvin and his family drove 234 miles on the first day of their road trip and 262 on the second day. If they drove 765 miles total, how many miles did they drive on the third day?

2. Hilda collected books for kids who didn't have any. She collected 68 in the first week and 132 in the second week. If she sets up a little free library with 154 books inside, how many does she have left?



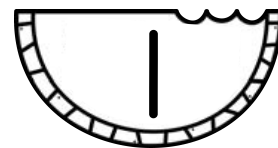
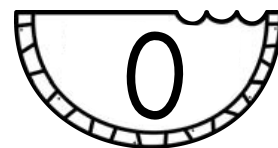
3. Naomi earned \$5.75 for helping her neighbor paint. Then, she earned \$4.50 for helping her other neighbor garden. If she buys a notebook for \$6.45, how much will she have left?

4. Suni earned 420 points to get to Level 6 of her game. She earned 253 more points during Level 6. If it takes 700 points to make it to Level 7, how many more points does she need?

Three Digit Numbers

Directions: Cut out the numbers. Fold them in half and place them in a pile. Choose three, record a three-digit number you can make, and fill in the rest of the chart. Put your numbers back in the pile and pick again until you've filled every row.

Number	Hundreds, Tens, & Ones			Expanded Form	
	H	T	O		
				+	+
				+	+
				+	+
				+	+
				+	+
				+	+
				+	+



Name _____

Color by Place Value



Directions: Color picture using the code below.



red

5 in the hundreds



yellow

2 in the ones



green

3 in the tens




blue

6 in the hundreds

687	698	673	812		
624		601	212	442	922
614	238				
680	730	690		792	
634	600	641	619	643	
	688	608			611
695	938	657		699	
627	138		574		
	693	620	655		
772		641		510	
	688	628	684	597	677
102			543	597	677
	688	628	585	623	
742	472	292	696	585	
			628	609	687
982	892		674	609	663
				687	
				603	653


Name _____

Open Number Line Addition



Directions: Show how to add each problem on the open number line.


1. $536 + 212 =$




2. $338 + 404 =$




3. $709 + 253 =$



4. $477 + 218 =$



5. $627 + 113 =$




Name _____

Open Number Line Subtraction



Directions: Show how to subtract each problem on the open number line.


1. $825 - 452 =$



2. $922 - 641 =$




3. $750 - 227 =$



4. $499 - 384 =$



5. $781 - 185 =$



Name _____




Treat Money



Directions: Use the simple coin drawings to draw a set of coins you'd need to buy the treats in each box based on their cost at the top.


Simple Coin Drawings



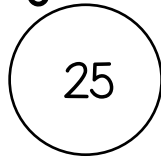
penny



nickel



dime



quarter

Treat Costs



87 ¢



68 ¢



19 ¢



75 ¢

Draw the coins you need
to buy a lemonade.

Total: _____

Draw the coins you need
to buy a popsicle.

Total: _____

Draw the coins you
need to buy an ice cream.

Total: _____

Draw the coins you need
to buy a watermelon slice.

Total: _____

Draw the coins you need to buy a
watermelon slice and a lemonade.

Total: _____


Draw the coins you need to buy a
popsicle and an ice cream.

Total: _____


Name _____

Time to Float!


Directions Read each digital time. Draw the hands on the clock above to represent the same time.




8:30



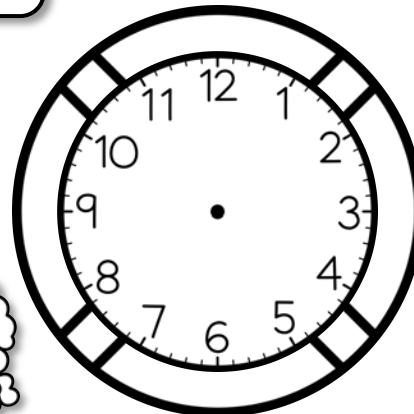
2:35



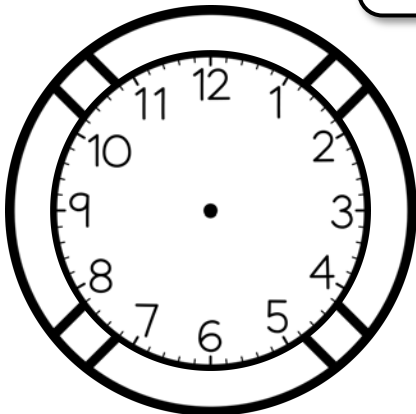
5:20




3:55



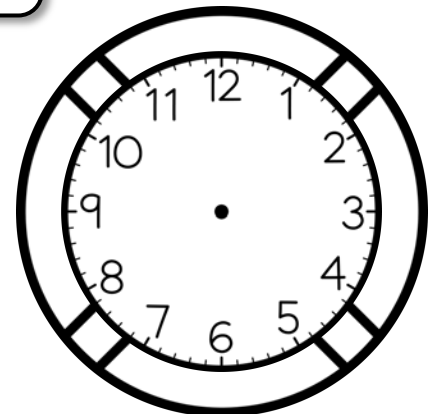
1:10



3:50



7:40




11:45

Name _____

Bar Graph Graphing

Directions: Choose three colors and color each food a different color. Then, tally the data, graph it, and answer the questions.

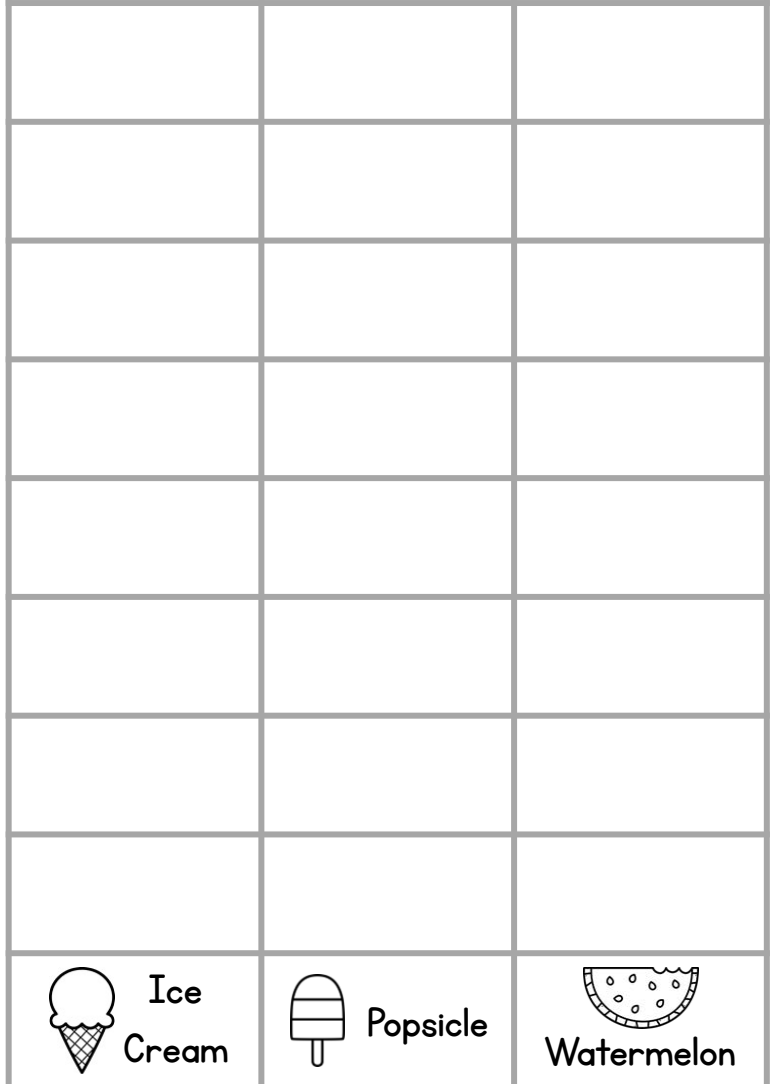


Summer Foods

Ice Cream 

Popsicle 

Watermelon 



Which food has the most?

Which food has the least?

How many more ice creams than popsicles?


Summer Arrays

Directions: Count the objects in the array. Label the rows and column amounts. Write a matching repeated addition sentence.




_____ in each row _____ in each column

Repeated Addition Sentence:



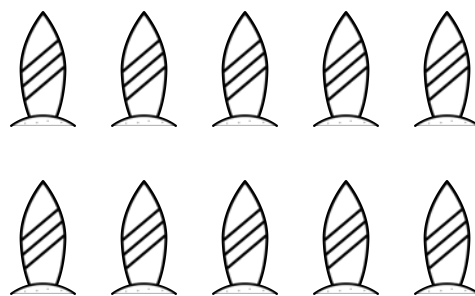
_____ in each row _____ in each column

Repeated Addition Sentence:



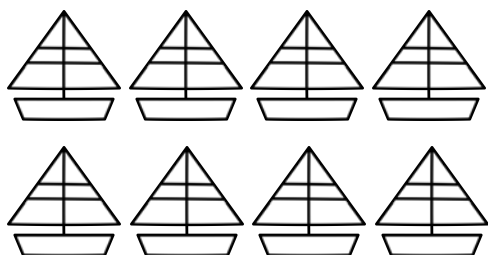
_____ in each row _____ in each column

Repeated Addition Sentence:



_____ in each row _____ in each column

Repeated Addition Sentence:



_____ in each row _____ in each column

Repeated Addition Sentence:



_____ in each row _____ in each column

Repeated Addition Sentence:


Summer Arrays

Directions: Count the objects in the array. Label the rows and column amounts. Write a matching multiplication sentence.




_____ in each row _____ in each column

Multiplication Sentence:



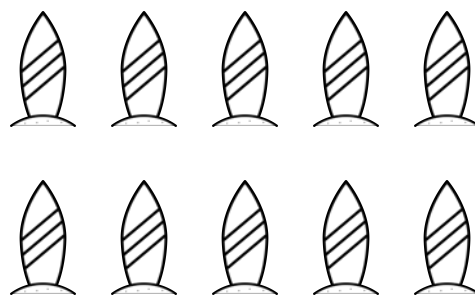
_____ in each row _____ in each column

Multiplication Sentence:



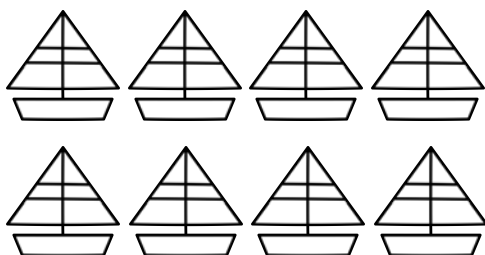
_____ in each row _____ in each column

Multiplication Sentence:



_____ in each row _____ in each column

Multiplication Sentence:



_____ in each row _____ in each column

Multiplication Sentence:








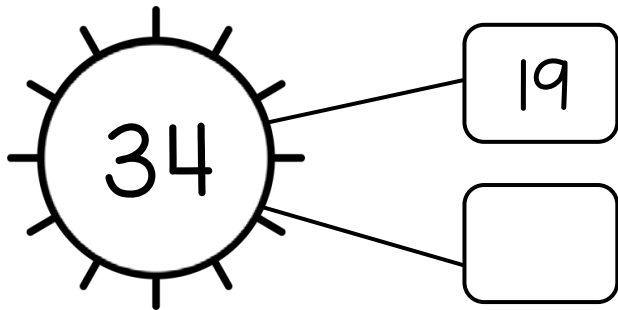

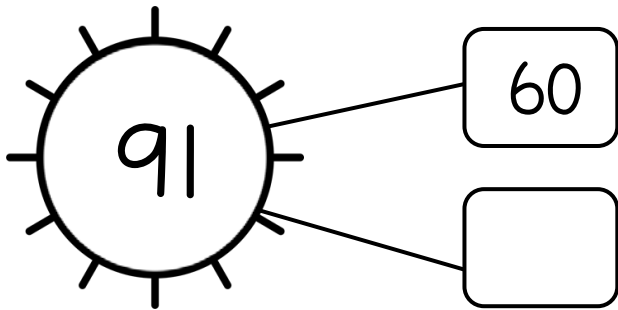


_____ in each row _____ in each column

Multiplication Sentence:

Name _____

Sunny Number Bonds


Directions: Fill in the missing number for each number bond.



Name _____

Fact Families

Directions: Use the three given numbers to write four related equations - two addition and two subtraction.




18, 43, 25

$$\underline{\quad} + \underline{\quad} = \underline{\quad}$$

$$\underline{\quad} + \underline{\quad} = \underline{\quad}$$

$$\underline{\quad} - \underline{\quad} = \underline{\quad}$$

$$\underline{\quad} - \underline{\quad} = \underline{\quad}$$




34, 16, 18

$$\underline{\quad} + \underline{\quad} = \underline{\quad}$$

$$\underline{\quad} + \underline{\quad} = \underline{\quad}$$

$$\underline{\quad} - \underline{\quad} = \underline{\quad}$$

$$\underline{\quad} - \underline{\quad} = \underline{\quad}$$




47, 17, 64

$$\underline{\quad} + \underline{\quad} = \underline{\quad}$$

$$\underline{\quad} + \underline{\quad} = \underline{\quad}$$

$$\underline{\quad} - \underline{\quad} = \underline{\quad}$$

$$\underline{\quad} - \underline{\quad} = \underline{\quad}$$



25, 15, 40

$$\underline{\quad} + \underline{\quad} = \underline{\quad}$$

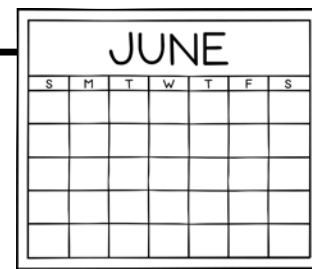
$$\underline{\quad} + \underline{\quad} = \underline{\quad}$$

$$\underline{\quad} - \underline{\quad} = \underline{\quad}$$

$$\underline{\quad} - \underline{\quad} = \underline{\quad}$$

Name _____

Juneteenth



Directions: Read the passage. Then answer the questions.

Juneteenth is a holiday celebrated in America on June 19. Some people also call it Freedom Day. Juneteenth celebrates the end of slavery. It is one of the most important events in African American history. Hundreds of years ago, many African people were captured. They were brought to America and enslaved. Their lives were very hard. They were taken away from their families. They were forced to work with little rest doing heavy work. They had to work for free, and they were treated very badly. Many Americans knew that slavery was wrong. Some states wanted to keep slavery. Other states wanted slavery to end. A war began. When the war was over, the enslaved people were freed. On January 1, 1863, it became illegal to enslave people. People in Texas kept this a secret from the people they enslaved, until these people were freed on June 19, 1865. A yearly celebration began in Texas on June 19. Now, Juneteenth is celebrated in many states. People have picnics, go to parades, read poems, sing songs, and go to festivals. Juneteenth is a day to celebrate!

1. What else would you like to know about Juneteenth?


2. When is Juneteenth celebrated?

3. Juneteenth celebrates the end of _____?

4. How do people celebrate Juneteenth?

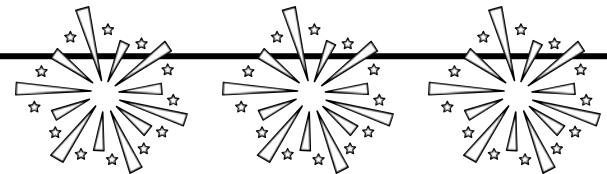
Name _____

July Fourth



Directions: Read the passage.

July 4th is a fun and special day for Americans. It is also known as **Independence** Day. People celebrate July 4th in many ways. Many people go to parades, have picnics and cookouts, listen to **patriotic** music, or watch fireworks. While we have fun celebrating the day, many people do not know what Independence Day is really about. Hundreds of years ago, America was **ruled** by the King of England. We did not have states then. Instead, America had 13 **colonies**. People in America decided that they wanted to be free, or independent, from England. They wanted America to become its own country. They did not want to have a ruler. In 1775, a war began between America and England. A group of people wrote a letter called the Declaration of Independence. This **declared** that England would not be in charge of America. On July 4, 1776, the Declaration of Independence was signed by people from all 13 colonies. The war did not stop until 1783, but America won! We were our own country. We got a president instead of a king. Now, people love to celebrate America on July 4!




Directions: Fill in the blanks with bold words from the story.










1. On July 4, Americans celebrate their _____ from England.
2. Americans wanted to have a president instead of being _____ by a king.
3. Instead of states, America used to have _____.
4. Americans _____ that they wanted to be their own country.
5. People who listen to music about America and hang flags are very _____.

Name _____

Summer Read Alouds




Directions: Scan the QR codes to listen to a book about summer.



Name _____

Summer Read Aloud Response



Directions: After listening to one of the read alouds, answer the questions. Remember to use complete sentences.

What book did you read? (Be sure to underline the title and include the author.)

What was the main idea of your book?

What was your favorite part of the book? Why?

What is your favorite part about summer?

Name _____

Sometimes People March

Reading Response

Directions: Read or listen to the book *Sometimes People March* by Tessa Allen. Then, answer the questions below.

What are two reasons the book gives for why people might march?

What is a cause or problem you would want to march for?


Design a sign you'd carry at your march below:



Name _____

Walking Water Experiment

Directions: Follow the directions to create and carry out a walking water experiment.



Essential Question: Can water travel up from one cup to another?

Supplies: 4 clear cups with water, 3 empty clear cups, paper towels, food coloring (red, yellow, and blue)

Step 1: Place the 7 cups in line, alternating filled and empty cups.

Step 2: Put red food coloring in the first filled cup, yellow in the second filled cup, blue in the third filled cup, and red in the last filled cup.

Step 3: Fold paper towels into long skinny rectangles and put them between each of the cups so all the cups are connected by paper towels.

Draw what your setup looks like right after step 3:

Step 4: Observe the cups for the next 5-10 minutes. What do you notice?

Draw what your setup looks like right after step 4;

Directions: Write about what you observed during and after step 4:


Name _____

Country Fun Fact Snaps








Directions: Choose a country you're interested in researching. Use the resources in the box to find interesting facts about your country. Illustrate each fact and caption it below! Example:

Suggested websites for research:

- <https://www.kiddle.co/>
- <https://www.getepic.com/>
- <https://www.pebblego.com/>
- <https://jr.brainpop.com/>
- <https://kids.nationalgeographic.com/>
- <https://www.kids-world-travel-guide.com/>




Indonesia owns tens of thousands of islands! #palmtrees



Name _____

End of the Year Time Capsule

Directions: Read each prompt and complete it about yourself.




This is me!

My name is: _____


I am _____ years old.

I go to _____.


My teacher is: _____.




My favorite subject is:



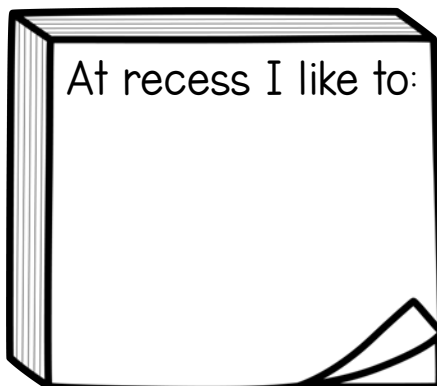
My favorite book is:




I have grown a lot in:



My favorite color is:



At recess I like to:



My favorite movie is:




I am the best at:

Name _____

Beginning of the Year Time Capsule

Directions: Read each prompt and complete it about yourself.




This is me!

My name is: _____


I am _____ years old.

I go to _____.


My teacher is: _____.




My favorite subject is:



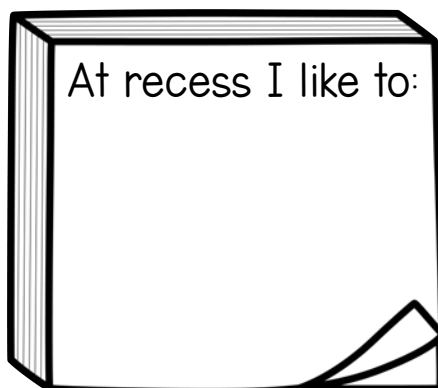
My favorite book is:



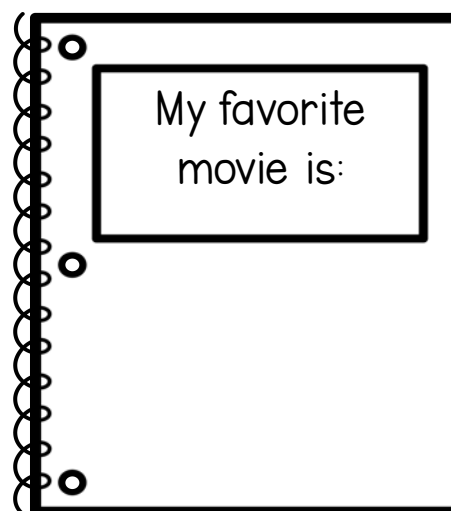
I want to learn about:



My favorite color is:



At recess I like to:



My favorite movie is:




I am the best at:

Name _____

My Summer Bucket List

Directions: A summer bucket list is a list of ideas you want to do before summer is over. There are some ideas to get you started. Finish making the list then put it in a safe spot so you can check things off all summer!


- Build a sandcastle.
- Video call someone I miss.
- Build a fort.



Name _____

My Scavenger Hunt

Directions: A scavenger hunt is a game where you need to find everything on a list. There are some ideas to get you started. Finish making a list and then have fun hunting for them!



- Something that grows
- Something small and blue
- Something that makes me laugh

